Consulting Engineers Ltd
'optimising development potential'
Charles & Associates Consulting Engineers Ltd
Park House, Park Farm
East Malling Trust Estate
Bradbourne Lane
Aylesford, Kent
ME20 6SN
Tel: 01732 448447
Email: enquiries@c-a.uk.com
Web: www.c-a.uk.com

C & A CONSULTING ENGINEERS

TECHNICAL NOTE

PROJECT	:	**MUX1/MUX1a – South West Sittingbourne**
JOB NO.	:	**13-042**
NOTE TITLE	:	**Traffic Impact Position Statement and Evidence Scoping**
AUTHOR	:	**Faye Murray/John Wilde**
DATE	:	**December 2016**

1.0 Introduction

1.1 This Technical Note has been prepared to summarise the traffic impact and highway design work undertaken thus far as part of the promotion of development at Land at South West Sittingbourne. This site is identified within the Main Modifications of the draft Swale Local Plan under policy MUX1 and MUX1a. It focuses on how this work will contribute towards a comprehensive assessment of the junctions along the A249 corridor in particular for the purposes of this report the Key Street roundabout, as well as the associated local network. Whilst the work has thus far been principally prepared pursuant to the production of a Transport Assessment for the proposed development, it is discussed here in the wider context of contributing towards supporting evidence for the forthcoming Examination in Public of the Swale Draft Local Plan.

1.2 This note sets out the work undertaken so far, including the data collected for assessment purposes, preliminary access design and off-site highway design, which together will form part of an overall transport strategy supporting both the proposed allocation and the wider Local Plan.

1.3 Much of this evidence gathering and assessment is on-going, so where appropriate it is presented as a proposed scope and methodology; with a view to a further submission of evidence in due course and in a timescale conducive to the Local Plan Examination process.

1.4 It is envisaged that this work will contribute to a comprehensive package of assessment and mitigation proposals supporting the Local Plan process. Pursuant to this, discussions

have been conducted with Swale Borough Council, Kent County Council and Highways England. This identified the need for the preparation of this interim technical note; outlining work undertaken thus far and setting out the way forward. Similarly, discussions are understood to have taken place with other site promotors in order to ensure that the comprehensive package is provided. In order to further this objective, initial discussions were conducted with PBA, as consultants to promoters of the development at North West Sittingbourne. The aim of these discussions was the start of a process of collaborative working that would ensure that wherever possible, underlying base data, assumptions and scope of assessment was consistent.

2.0 Development and Infrastructure Proposals

2.1 For the purposes of this assessment, two development and infrastructure scenarios are being considered for the SW Sittingbourne allocation. The first pertains to the current draft allocation for the site (known as MUX1), which is a smaller development with a link road between Borden Lane and Wises Lane. The second is a further change to the draft allocation, being promoted by the developer of the site (known as MUX1a), which increases the scale of development and introduces enhanced infrastructure with a highway connection through to Chestnut Street and the A249.

Development Scenario 1 – MUX1 Main Modification Draft Allocation

2.2 As noted above, this development scenario is representative of the current main modification to the Local Plan as presented in the policy MUX1 draft allocation and is known as Development Scenario 1 (DS1) for the purposes of the scenario testing.

2.3 The draft allocation includes:

- Primary School (Size TBC);
- Minimum 565 dwellings;
- Commercial floor space;

2.4 The proposed allocation was also proposed to include a new strategic link between Borden Lane and Wises Lane; to facilitate relief to the A2 in the vicinity of the Borden Lane and Adelaide Drive junctions and to allow public transport permeability.

2.5 A set of initial site access proposals and off-site mitigation schemes were devised in the context of this high level infrastructure objective, using preliminary interrogation of the base data available (discussed below) and taking into account the established opportunities and constraints. This preliminary strategy was developed with the aim of supporting development on the site at SW Sittingbourne.

2.6 The infrastructure proposed to support the current draft allocation within MUX1 includes a link road between Borden Lane and Wises Lane.

2.7 An initial sketch proposal for the junction between Borden Lane and the site access is provided in **Drawing 13-042-012**. This design emerged from discussions with KCC, during which it was highlighted that traffic calming benefits could derive from the use of roundabout. Subsequent comments have highlighted the need to consider alternative arrangements and this exercise is on-going and will be subject to options appraisal against the traffic demands.

2.8 In order to facilitate access on to Wises Lane and in order to support the anticipated reassignment of traffic from the A2, improvements to the junction between the A2 and

Wises Lane have been evaluated, in the form of the signalised scheme shown indicatively in **Drawing 13-042-009**.

2.9 The link road itself was anticipated to take the form of a suitably sized carriageway, most likely 6.5m, and would be designed to balance the needs of through traffic whilst serving for development access.

Development Scenario 2 – MUX 1a Site Promoter Alternative

2.10 The second scenario (known as DS2) is based on a development proposal being put forward by the site promotor known as MUX1a. It is an evolution of the first scenario which arose following an initial round of consultation with members of the public; undertaken pursuant to a forthcoming planning application.

2.11 Numerous respondents to the consultation highlighted the benefits that could be derived by establishing a connection through to Chestnut Street and the A249, bypassing Keycol roundabout. In response to this consultation, the site promoters secured additional land between the current site allocation (under MUX1) and the public highway at Chestnut Street. To support the additional highways infrastructure, the site promoter has sought to increase the scale of the residential allocation.

2.12 In appraising the specifics of this second scenario, the following development description is being used:

- Local Centre (A1/A2) and Medical Centre (D1);
- 2 FE Primary School with land for an additional 1 FE (latter not applied for);
- 675 units.

2.13 Further discussions were undertaken with KCC Highways/HE with respect to reassessing the high level infrastructure objectives for the area which are to be delivered as part of the strategic development allocation, which now together include the following:

- to ensure that the Key Street roundabout operates effectively, including with consideration to the wider Local Plan growth;
- to consider the impact of rat running through the village of Borden and the congestion of local junctions off the A2 (namely, Adelaide Drive and Borden Lane);
- consider potential interim solutions for J5/A249 prior to the upgrade of this interchange by Highways England

2.14 The latest development proposals enable a link road to be connected between Chestnut Street and Borden Lane allowing vehicles on the existing highway network to bypass a section of the A2 and Keycol roundabout and access the A249 southbound directly via a new connection to the southbound slip road. Two arms from the Keycol roundabout namely, the A249 on slip and Chestnut Street - would be merged into one arm and connect to the newly formed four arm site access roundabout.

2.15 A further sketch proposal for the junction between the link road and Chestnut Street with the connection to A249 southbound is presented in **Drawing 13-042-014.** This preliminary sketch was presented to HE for initial comments which have subsequently been received. These did not highlight any showstoppers and the comments are now being incorporated into a further design iteration that also considers the local topography, surface water flooding constraints and traffic capacity requirements.

2.16 With the four-arm roundabout vehicles from the proposed site would then access either the Keycol roundabout to the north, the M2, J5 interchange to the south or A249 southbound to the west. This route to the west of the site would be in addition to the Wises Lane and Borden Lane routes to the north, enabling access to the A2 from the development.

2.17 It is expected that a proportion of existing local traffic will reassign to the link road to access the routes from Chestnut Street, thus reducing the pressure on Keycol roundabout and reducing rat running through Borden village. With the new route available, it is likely to lead to increased use of Maidstone Road/M2, J5. Therefore, to mitigate this effect, a new free flowing lane for left turners will be provided for access onto the M2 London bound slip. This solution would be prior to any upgrade of the M2, J5 and, due to the likely timescales on delivery, would be superseded by the works at this junction undertaken by Highways England.

2.18 **Drawing 13-042-016** presents a preliminary design of this interim mitigation which has been submitted to HE and subsequently amended to reflect comments received. The mitigation solution is being subjected to traffic analysis using the VISSIM base model provided by HE, for the purposes of assessing its appropriateness in supporting early delivery of the MUX1 development.

2.19 In this development scenario it is anticipated that a junction configuration for Borden Lane would remain generally as previously proposed in **Drawing 13-042-012**. Further analysis work was to be conducted to ascertain whether the proposed signalisation of Wises Lane would be required to support this development scenario; or whether this was something that might emerge as a requirement of the wider Local Plan impact.

3.0 Base Data & Assumptions for Assessment

3.1 The following section sets out the base data, including traffic surveys, junction models and development forecasting data that has been collated to inform the assessment of the local network. The data requirements set out below represent the complete set to be used in assessing both development scenario 1 and 2; although not all data will be required for both scenarios.

Traffic Surveys

3.2 Fully classified turning count surveys and queue observations were undertaken on 1st December 2015 at the following junctions during the peak periods of 0700-1000hrs and 1600-1900hrs (full survey data is included in Annex A):

- Key Street roundabout Bobbing Hill/Sheppey Way/A2/Key Street (A2)/Chestnut Street/A249
- Key Street (A2)/Wises Lane
- Borden Lane/London Road (A2)/Chalkwell Road
- Borden Lane/Homewood Avenue/Adelaide Drive
- London Road (A2)/Adelaide Drive

3.3 In addition, to understand the existing routing of traffic close to the site to/from A249, automatic number plate recognition (ANPR) surveys were commissioned. They included cameras located at:

- Key Street roundabout including A249 slip roads
- A2 East of Chalkwell Road
- Chalkwell Road
- Staplehurst Road
- Homewood Avenue
- Borden Lane
- Riddles Road
- Wises Lane
- Oad Street

3.4 Further ANPR surveys were undertaken on 13th September 2016 to supplement the 2015 data, which included cameras located at:

- Chestnut Street
- Oad Street
- School Lane
- Hearts Delight Road
- Chromer Road
- A249 slip roads

3.5 The locations are shown in the plan included in **Annex A**. Journey time information was also collected as part of the ANPR surveys.

3.6 Highways England provided traffic flows for junction 5 of the M2, which were undertaken on 11th, 18th and 19th March 2015.

3.7 The peak hour traffic flows from the above data sources are shown in **Figures 3.1 and 3.2.**

Third Party Traffic Models

3.8 Highways England have commissioned their consultants to produce a VISSIM model for J5 of the M2 to inform their work on a comprehensive upgrade to the junction. The base model was provided to C&A to use in the assessment of impact of the development proposals and to consider interim mitigation solutions. There are no details of the full junction upgrade to be delivered under HE's RIS programme, as options are being tested and the business case developed. It is understood that options will be subject to consultation in spring/summer 2017.

3.9 KCC Highways consultants (AMEY) have provided a LINSIG model for a potential proposed traffic signalised option for Key Street roundabout (see **Annex B** for LINSIG model output). This was produced by AMEY as part of their considerations of the potential transport strategy for the area and includes observed flows only. Work to consider the signalised scheme in the context of flows associated with the Local Plan has not progressed.

Overall Scenarios for Consideration

3.10 In order to assess the implications of the Local Plan, it is necessary to derive a set of scenarios which can be tested and, as necessary, compared to evaluate impact. The key test for this exercise is to establish the impact of the as yet non-consented development which is planned to come forward under the emerging Local Plan along with any infrastructure that is proposed. For the purposes of this assessment, this will be referred to as the do-something scenario and it should include growth up to an assessment year of 2031; reflecting the LP period.

3.11 A scenario for comparison purposes would be one which corresponds to the same assessment year, 2031, but excludes the non-consented development and any associated infrastructure; whilst retaining account of consented development and reasonable assumptions on growth. This scenario will be referred to as the do-minimum. A comparison of the do-minimum to the aforementioned do-something would represent an assessment of the impact of the non-consented development planned within the emerging LP.

3.12 In the absence of a strategic model of the site allocations and albeit with some minor adjustments, discussed further below, TEMPro can be used to forecast the implications of the Local Plan by applying the policy based growth rates to observed traffic conditions. The exception to this would be MUX1 allocation, which given its proximity, should be accounted for expressly by distributing traffic on to the network. Along with further consideration to consented development, not otherwise accounted for in the base observations, this would derive the 2031 Do-Something scenario.

3.13 In order to derive the Do-Minimum scenario, a top-down approach is to be adopted. The specific traffic generation related to the relevant non-consented development within the Local Plan will be removed expressly from the Do-Something scenario. In order to ensure an accurate reflection of the development traffic generation, these will be removed as turning movements, rather than simply re-adjusting the TEMPro planning policy assumptions.

3.14 This method, which is graphically presented in **Figure 3.3**, ensures that the differences between the two scenarios is the specific traffic generated by the non-consented sites, whilst retaining other growth up to 2031. The diagram includes references to the sections below, which discuss the detailed methodology.

Figure 3.3 – Methodology for deriving traffic flows

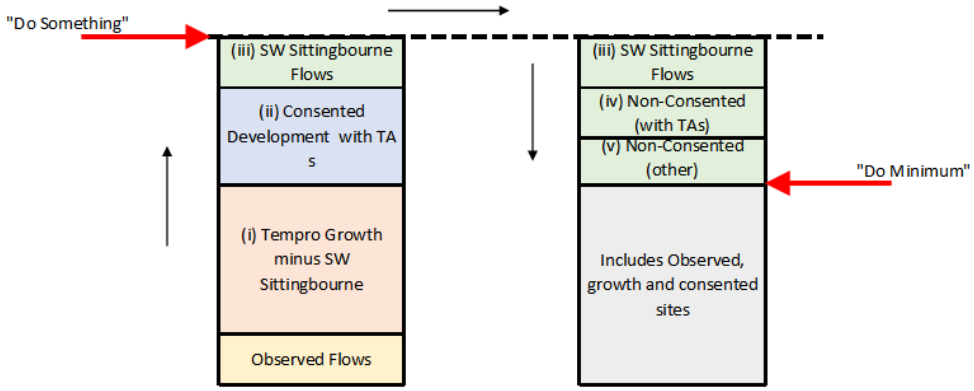

i) Background Growth/Local Plan Cumulative Impact Assumptions

3.15 As discussed above, the full Local Plan 'do-something' scenario is to be derived by application of appropriate growth rates extracted from the latest version of Tempro (7.0). The rates will be applied with an allowance made for the increase in household growth as this is not currently up to date in Tempro. It is understood that Tempro includes for 640 households per annum as opposed to 776 homes in the emerging Local Plan. For clarity, the Tempro factor taken directly from the database with 640 households per annum and with the additional 136 households per annum over 15 years included is as follows, the latter achieved by applying 'alternative planning assumptions' within the software (the method for derivation of these is provided in **Annex C**):

Table 3.1 – Growth Factors from Tempro for Local Plan housing growth

	AM Peak	PM Peak
640 households/annum	1.1899	1.1937
776 households/annum	1.2077	1.2141

3.16 Further alternative planning assumptions are to be applied to the Tempro factors to remove the SW Sittingbourne site, as this is to be applied with specific traffic turning movements as discussed above. As noted previously, there are two development scenarios, 565 dwellings (scenario 1) and 675 dwellings (scenario 2).

3.17 Set out below are the AM and PM peak hour growth rates to be applied to the 2016 observed and which are considered to be representative of the 2031 Local Plan for scenario 1 and 2:

Table 3.2 – Growth Factors from Tempro for use in scenario testing

	AM Peak	PM Peak
776 HH pa minus SW Sittingbourne site (565 dwellings) – scenario 1 (DS1)	1.2028	1.2084
776 HH pa minus SW Sittingbourne site (675 dwellings) – scenario 2 (DS2)	1.2012	1.2066

ii) Consented Development

3.18 The consented sites that are to be taken into account when deriving the 'do-something' scenario, and thus as result to be included in the 'do-minimum' also, have been based on a planning search and include those sites listed in **Table 3.3**.

Table 3.3 – Consented Development

Site Name	Site Ref	Development Description
Brogdale Road, Ospringe	13/1567	63 houses

3.19 The flows associated with the consented development is shown in **Figures 3.4 – 3.5**.

iii) SW Sittingbourne Assumptions

3.20 As set out above, the traffic generation for the SW Sittingbourne site is to be added in directly to derive the 'do-something' scenario. This is to be achieved through the conventional approach to forecasting traffic generation and distribution, discussed below.

3.21 Trip rates for the proposed development on the MUX1 were initially extracted from the TRICS database for sites with similar characteristics to the land uses proposed, as set out in **Table 3.4** (full output included in **Annex D**):

Table 3.4 – Initially Proposed MUX1 Trip Rates

Trip Rates	AM Peak		PM Peak	
	Arrivals	Departures	Arrivals	Departures
Private housing	0.131	0.38	0.326	0.179
Primary school	0.281	0.212	0.029	0.042

3.22 Following the aforementioned discussions with PBA (consultants to NW Sittingbourne promoters), it is understood that the residential trip rates had been agreed with KCC Highways. Whilst differences in trip rates could be explained between the developments, for the purposes of this exercise it is proposed to adopt the rates understood to have been agreed with KCC. These are set out in **Table 3.5.**

Table 3.5 – Residential Trip Rates As Agreed Between KCC and PBA

Trip Generation	AM Peak		PM Peak	
	Arrivals	Departures	Arrivals	Departures
Private housing	0.151	0.417	0.392	0.232

3.23 The vehicle trip generation for the residential development is to be distributed onto the local highway network using 'Journey To Work' data taken from Nomis to distribute development trips onto the local highway network. The distribution is shown in **Figures 3.6** and **3.7** and the raw data from Nomis is included in **Annex E**.

3.24 In scoping, KCC indicated that in the absence of other data, 65% of trips associated with a 1FE primary school should be internalised and 35% will distribute onto the external highway network. The second form entry equivalent will be distributed 100% onto the external highway network. It is noted that PBA have assumed 100% internalisation. Further work is being undertaken on the likely catchment influences of the proposed schools on the SW Sittingbourne site and the distribution of trip generation may be adjusted to reflect this. However, the above assumptions will be maintained for the time being and are considered a robust forecast.

3.25 As an existing local primary school is to be relocated within the site then these trips will already be on the highway network and will be redistributed to the new site. Information on journey patterns has been acquired for the existing Borden Primary School. This includes a scatter diagram showing the postcodes of existing pupils in relation to the school; and the number of pupils arriving by car (82%) has been provided by the school.

3.26 The other trips associated with the 2FE primary school will be distributed in accordance with the scatter diagram of the existing pupil postcodes with assumptions on the routes used.

As there are three different routes to/from the site, assumptions will be applied to each access and route for the development traffic with sensitivity testing where appropriate.

iv) Non-Consented (with TAs)

3.27 Having derived the 'do-something' scenario with the components set out above, it is necessary to establish the non-consented elements to be removed expressly from this to

derive the do-minimum. As set out in **Figure 3.3**, this includes three separate elements; the first of which is simply the SW Sittingbourne traffic discussed in section (iii).

3.28 The second element are those non-consented sites, are those for which specific traffic data is available in the form of Transport Assessments or similar documents. These are set out in the following table:

Table 3.6 – Non-Consented Development (with TAs)

Site Name	Site Ref	Development Description
Land to the North of High Street, Newington	16/501266	124 houses is included in an allocation in the Local Plan
Spirit of Sittingbourne, Town Centre Regeneration	14/505440	215 residential apartments, 3,518 sqm retail, 308 space MSCP, 2,298 sqm D2 incl 903 seat cinema and 2,320 sqm restaurant units
NW Sittingbourne	SW/073, SW/104 and SW/040	Residential

3.29 The traffic flows associated with each of the above non-consented developments are based on information contained in the respective Transport Assessments or Technical Notes and are shown in **Figures 3.8-3.11** (flows for NW Sittingbourne are to be provided by PBA)

v) Non-Consented (other)

3.30 This section considers sites which are non-consented and included within the Local Plan, but for which no site specific Transport Assessment data is available. In discussions with KCC, it was identified that a full individual site specific forecasting exercise for these Local Plan allocations was yet to be completed. Therefore, the flows associated with these sites are to be derived by applying trip generation rates to the quantum of development set out in the Local Plan policies for each site allocation. The trip rate and distribution methodology are to be applied on the same basis as those discussed for SW Sittingbourne

3.31 However, the focus of this exercise is assessment of the Keycol Roundabout and the A2 approach. It is also not practical to assess each Local Plan allocation separately. Accordingly, generalisation have been applied and these follow a basic approach of:

- Discounting sites which would have no impact on Keycol;
- Grouping together sites that would have the same distribution patterns with respect to Keycol and the A2 approaches.

3.32 The journey to work data has been extracted for existing residents in the output areas surrounding the sites for residential land uses, and for existing employees in the output areas surrounding the sites for employment/commercial land uses.

3.33 The Local Plan site allocations along with the generalised groupings are contained in plans shown in **Appendix F**, based on those provided by Swale District Council. The raw data from NOMIS is contained in **Appendix G**.

3.34 It should be noted that the consented sites for consideration by PBA differs from those above. This is due to the geographic location of the NW Sittingbourne site compared to that of Wises Lane.

3.35 A combination of the sites listed in sections iii), iv) and v) constitute the developments which are being tested under the 'do something' scenario against the 'do minimum' scenario.

Topographical Information

3.36 Topographical surveys were undertaken for the Key Street roundabout, Chestnut Street, Borden Lane and Key Street along with the Wises Lane site itself. These have and will be used to information highway design.

4.0 Existing Traffic Redistribution

4.1 Both development scenarios include new infrastructure targeted at achieving improvements in the performance of the local highway network, by facilitating reassignment of existing traffic on to the new infrastructure. The extent to which this will take place and means to forecast it differ between the two development scenarios.

4.2 Regardless and as noted earlier; both proposed packages of infrastructure put forward as part of the site allocation alternatives are intended to actively encourage a reassignment of existing traffic on the network in order to provide both medium and long term mitigation to key constraints on the network. As also noted earlier, the base traffic data collection included a comprehensive set of ANPR data to be used to provide an understanding of how many vehicles currently use various routes through the local area, including key 'rat-runs' such as Oad Street and those that route via Keycol to access the A249.

4.3 Very earlier scoping with KCC established the approach to forecasting potential reassignment by collecting this robust data on existing patterns and applying local knowledge and logical assumption to forecast reassignment. Similar discussions were conducted with HE in earlier scoping and the same principles discussed.

4.4 This section of the report sets out some of the key assumptions and methodology being applied to the ongoing exercise of forecasting the potential reassignment benefits and implications of the proposed infrastructure.

Overall Scenario Assumptions

4.5 Aside from the development proposals themselves, the reassignment is also being considered in the context of two possible permutations of wider network infrastructure – a primary case which is the most likely outcome and an alternative case which is a pessimistic scenario treated as a sensitivity test. Both are described as follows:

1) **'Primary' case** - that J5, M2 improvements by Highways England are complete, the A249 will be provided 'free-flow' grade separated passage through the Stockbury interchange as a result, leading to no queuing, and therefore motivation for rat running to avoid the A249 is removed;

2) **'Alternative' case** - that J5, M2 improvements by Highways England are not complete and therefore general levels of congestion on the A249 will continue, in the short to medium term.

4.6 Effectively the primary case represents the robust assumption that all traffic, including Local Plan and reassigned base traffic, uses the A249 via either Keycol roundabout in isolation or in the MUX1a scenario, a combination of this junction and the proposed connection from Chestnut Street.

4.7 In contrast, the alternative case represents a robust assessment of the rat running in a scenario where the RIS1 improvements are not forthcoming. This is only undertaken in the context of MUX1a to demonstrate the effectiveness of the interim mitigation.

4.8 The following sections consider the parameters against which this assignment is to be forecast, considering the two potential development scenarios.

Reassignment Catchment/Route Groups

4.9 For ease of analysis particular existing trip origin and destination catchments have been grouped with the likely routes on the local network, thus creating broad 'Groups' of catchments and routes to be considered for reassignment under the different infrastructure scenarios. Whilst this represents a level of aggregation; this is normal in reassignment modelling and is necessary to make data manipulation manageable and understandable.

i) Development Scenario 1 – MUX1

4.10 The following plans show the catchment and route 'Groups' relating to development scenario 1; or that consistent with the draft Local Plan allocation under MUX1. Group 1a shows the potential reassignment of traffic that currently uses the 'rat-runs' to the south through Oad Street to avoid Borden Lane, A2 and A249 southbound. Group 1b shows the potential traffic that uses Borden Lane (including Adelaide Drive) and the A2 to access Keycol roundabout; which could instead use the link road to connect to Wises Lane.

Figure 4.1 - Reassignment Group 1a – South Sittingbourne to/from Oad Street

Figure 4.2 - Reassignment Group 1b – South Sittingbourne to Keycol

ii) Development Scenario 2 – Site Promoter Alternative

4.11 The following plans show the catchment and routes (Groups) for development scenario 2, to/from A249 based on the ANPR data and the newly reassigned routes arising from the introduction of the link road and associated junctions. Group 2a includes data from ANPR that detected traffic to/from Riddles Lane, Homewood Avenue and Chromer Road through to Oad Street. Group 2b includes traffic to/from Riddles Lane, Homewood Avenue and Chromer Road through to the A249 slip roads at Keycol roundabout. Group 2c includes traffic to/from Staplehurst Road, A2 east of Chalkwell Road and Chalkwell Road through to the A249 slip roads at Keycol roundabout. All of these were catchments and routes that were considered to potentially benefit and make use of the proposed new infrastructure.

Figure 4.3 - Reassignment Group 2a – South Sittingbourne to/from Oad Street

Figure 4.4 - Reassignment Group 2b – South Sittingbourne via Keycol

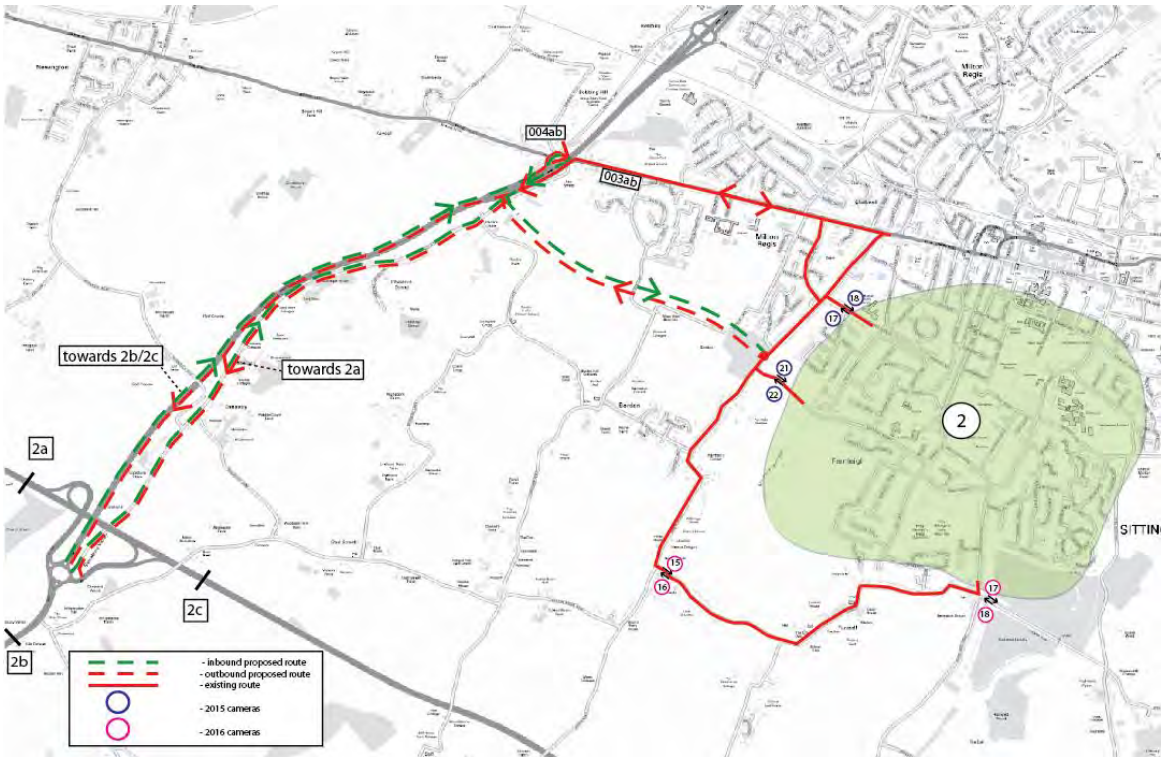

Figure 4.5 - Reassignment Group 2c – North of A2 via Keycol

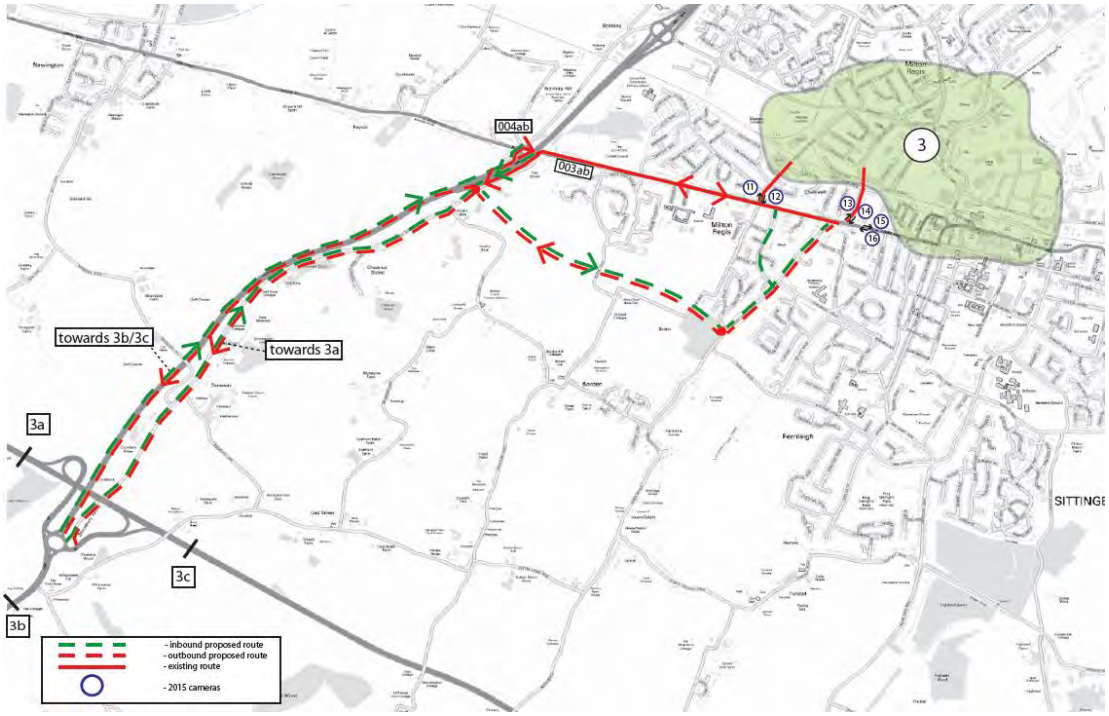

4.12 In addition, under both development scenarios, consideration is being given to traffic from Sandford Road, Wises Lane and Adelaide Drive which were internal to the ANPR cordon and could not be isolated from this dataset. Instead, the residential TRICS trip rates for the proposal have been applied to the quantum of housing in these local catchment areas. The quantum of housing has been derived by applying an overall housing density of 30 dph to the catchment areas defined from Google Earth. Under development scenario 2, traffic from Sandford Road is assumed to distribute onto Chestnut Street but does not use the link road. Wises Lane and Adelaide Drive is assumed to reassign to the link road onto Chestnut Street. Under scenario 1 traffic from all areas would simply use the new link and Wises Lane to access the A2 and Keycol.

Reassignment Volume Assumptions

4.13 As noted above, the ANPR data is generally being used to understand what traffic currently uses particular routes from the identified catchments. The groups discussed above have been selected as they represent the likely sets of catchments that would reassign to the new infrastructure under both scenarios. For example; traffic currently travelling from catchment 2b through to the A249 Southbound, currently via Homewood Avenue, might naturally be assumed strong candidates to reassign to the new link road under development scenario 2; due to the journey time saving. Accordingly the starting position for the reassignment is to assume that all traffic on the specific route groups would reassign. The possible exception to this is the reassignment group 1b. In this case, the likelihood of reassignment is less notable. Delays incurred around Borden Lane, Adelaide Drive and the A2 may well be a contributing factor to some drivers decision to rat-run; however it will not be the only reason. Accordingly, whilst overcoming this constraint could encourage some positive reassignment away from rat-running; it is possible optimistic to assume that this would be wholesale under scenario 1.

Early Phase Reassignment

4.14 The above reassignment groups are based on a presumption of full development and infrastructure completion. As with any development of this scale, the housing and infrastructure will be delivered in phases. Whilst full details of the phasing strategy will be a subject for determination through the planning process; this assessment is giving consideration to the implications and benefits of early phase delivery.

4.15 Reassignment Group 2d set out below represents the anticipated scope for reassignment of traffic based on an earlier western phase of development under scenario 2, that provides an initial link between Wises Lane and Chestnut Street; along with the direct connection to the A249 slip from Chestnut Street and the interim mitigation at M2, J5. This anticipates the potential for traffic on the A2 to reassign from the A2, through Wises Lane on to the initial link road, in order to gain access to the A249 and/or Chestnut Street/Maidstone Road.

4.16 An early phase such as this may benefit from the localised mitigation of the junction between Wises Lane and A2 discussed above, in order to encourage this reassignment. Such localised mitigation of Keycol roundabout may also be a requirement to support the wider local plan objectives a scenario that will be explored through this assessment process.

Figure 4.6 - Reassignment Group 2d – Early Phase Reassignment

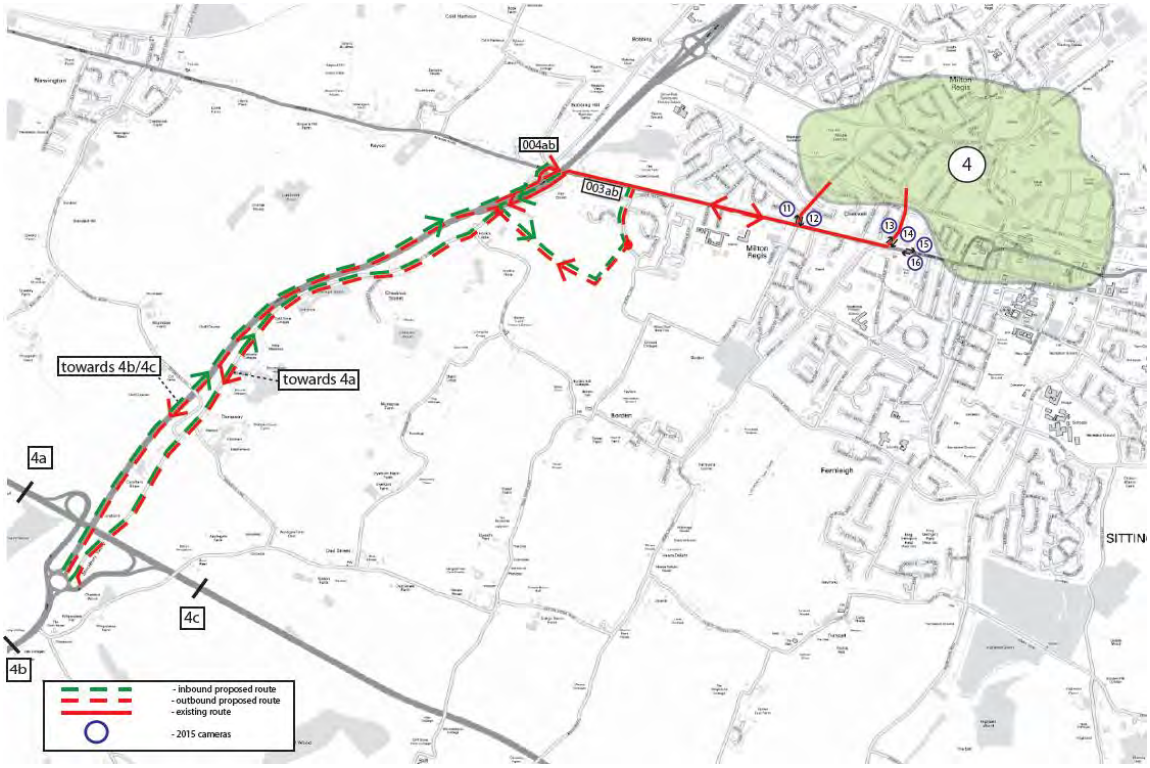

4.17 No consideration is given to an early phase infrastructure delivery for development scenario 1.

Reassignment Validation

4.18 The proportions of traffic assumed to reassign are being validated by comparing the journey times as measured on site for the existing routes taken against the forecast journey

times calculated through modelled junctions and calculations of time along links using distance and speed information. Where the journey time information is unavailable then times from Google Mapping (with traffic compensation) will be used for example, the routes from Sandford Road, Wises Lane and Adelaide Drive.

4.19 In terms of the reassignment considerations for both the primary and alternative scenario, it is assumed that there will be differences in the likely reassignment potential. For the primary scenario those reassigning to the link road and using Chestnut Street/Maidstone Road will no longer use this route as the A249 is likely to be a faster journey time with free flowing traffic. In contrast, in the alternative scenario this reassignment is likely to occur.

Growth

4.20 The quantum of reassignment identified from the ANPR data will be growthed to 2031 using the same rates set out previously. This is considered robust, as it assumes that volumes on all routes would increase proportionally. In practice it is more likely that volumes of traffic on the rat-runs would increase disproportionately further, as the rat-running is itself created by the saturation of the preferred routes.

5.0 Test of Significance of Impact and Method of Appraisal

5.1 The test of significance for the **primary case** (M2, J5 RIS1 works complete) along with the method of testing these, are set out below.

- Site accesses operate within capacity taking account of reassigned traffic and development traffic using ARCADY software to test;
- Key Street roundabout NB on slip is to have no queuing back onto the A249 and to not be subject to severe impact relative to the existing situation. Or where queuing onto the A249 already exists then future year scenarios should be no worse than existing using ARCADY software;
- Impact on rat-running to the south not tested as assumed to have been addressed by mitigation of Stockbury in this scenario;
- Impact on local network, including A2 junctions, tested against nil-detriment or non-severe impact local junction models as necessary.

5.2 The test of significance for the **alternative case** includes:

- Site accesses operate within capacity taking account of reassigned traffic and development traffic using ARCADY software to test;
- Key Street roundabout NB on slip is to have no queuing back onto the A249 and to not be subject to severe impact relative to the existing situation. Or where queuing onto the A249 already exists then future year scenarios should be no worse than existing using ARCADY software
- Stockbury Roundabout (M2, J5) only tested under the MUX1a development scenario and compared against a scenario that also includes the full Local Plan but excludes the interim mitigation at Stockbury interchange and any reassignment of base traffic that was assumed to take place due to the improvements. Overall performance to be no worse than the comparative scenario using VISSIM model

provided by HE and updated to include interim scheme with slip lane onto M2 London-bound;

- Traffic volumes considered with respect to rat running;
- Impact on local network, including A2 junctions, tested against nil-detriment or non-severe impact local junction models as necessary.

5.3 As noted above; the impact on Keycol roundabout is to be assessed in the first instance using JUNCTIONS9 modelling. Under development scenario 1, the proposed link road infrastructure will have limited benefit to this junction. This is in contrast to development scenario 2; under which the reassignment of traffic would have a material benefit to the performance of the junction by reducing through traffic. Accordingly, it is likely that further consideration will need to be given to understanding the benefits that can be derived from delivery mitigation at this junction. At present, three possible options are being considered:

- Part signalisation (as per the ARUP scheme and as modelling by AMEY on behalf of KCC);
- Alternatively, possibly full signalisation of the roundabout, if necessary and deliverable;
- Linked signalisation of the Keycol roundabout and Wises Lane.

6.0 Next Steps

6.1 This note sets out a current position of the base data, preliminary highway design and on-going method of assessment. As well as being a current position statement; it provides an opportunity for feedback and response from the key stakeholders (principally SBC, KCC and HE).

6.2 It is anticipated that following this note, further discussion will highlight any changes to the underlying assumptions, emerging highway design or the methodology being applied. These will be adopted in to the on-going assessment work and contribute to the full evidence package to be submitted in a timescale conducive to the Local Plan Examination process.

6.3 It is suggested that the key deliverable will a second, conclusive report providing outcomes from the work discussed above and including in particular further advanced highways infrastructure proposal design reflecting as appropriate; design input/comment from relevant authority; consideration to constraints such as topography, land control, surface water drainage; and appropriate levels of consideration to non-motorised users (NMUs). Whilst the designs are anticipated to approach Stage 1 RSA level, it is not envisaged that audits will be necessary. Nor is it anticipated that full NMU Audits will be required of the proposals.

6.4 In addition, the above would be supported by an appropriate level of detail on the outcomes from the above traffic generation, distribution, reassignment and capacity analysis. This would include a detailed explanation of the findings on the reassignment assumptions and justification and individual junction models, where necessary.

APPENDIX A
APNR SURVEY LOCATIONS

Sky High
Count On Us

Client:	**PB World**
Project:	**LON-1427 M2 Jct5**
Site:	**1**
Survey Date:	**11/03/2015**
Survey Period:	**07:00-19:00**
Method:	**Junction Turning Count**

Incidents / Observations:

Sky High
Count On Us

Client: 0
Project: LON-1427 M2 Jct5
Site: 1
Date: 11/03/2015

Entry : Arm A

	Destination : Arm A								Destination : Arm B								Destination : Arm C								Destination : Arm D								Destination : Arm E								Destination : Arm F								Arm
	CAR	LGV	OGV1	OGV2	PSV	MC	PC	Total	CAR	LGV	OGV1	OGV2	PSV	MC	PC	Total	CAR	LGV	OGV1	OGV2	PSV	MC	PC	Total	CAR	LGV	OGV1	OGV2	PSV	MC	PC	Total	CAR	LGV	OGV1	OGV2	PSV	MC	PC	Total	CAR	LGV	OGV1	OGV2	PSV	MC	PC	Total	
07:00	1	0	0	0	0	0	0	1	0	0	0	0	0	0	0	0	156	30	12	21	0	4	0	223	2	0	0	0	1	0	0	3	206	55	21	15	0	0	0	297	14	5	2	2	0	0	0	23	547
07:15	1	1	0	0	0	0	0	2	0	0	0	0	0	0	0	0	172	42	4	15	2	3	0	238	3	1	0	0	0	0	0	4	185	57	8	13	0	2	0	265	30	12	1	4	0	0	0	47	556
07:30	2	1	0	1	0	0	0	4	0	0	0	1	0	0	0	1	130	30	11	20	1	2	0	194	1	0	0	0	0	0	0	1	189	45	11	9	0	0	0	254	31	5	1	3	0	0	0	40	494
07:45	1	0	0	0	0	0	0	1	0	0	0	0	0	0	0	0	151	38	8	25	0	0	0	222	5	0	0	0	0	0	0	5	156	35	7	16	0	1	0	215	35	12	1	3	0	0	0	51	494
1 Hr	5	2	0	1	0	0	0	8	0	0	0	1	0	0	0	1	609	140	35	81	3	9	0	877	11	1	0	0	1	0	0	13	736	192	47	53	0	3	0	1031	110	34	5	12	0	0	0	161	2091
08:00	0	0	0	0	0	0	0	0	0	0	0	0	0	0	0	0	191	30	13	22	0	0	0	256	2	0	0	0	0	0	0	2	149	27	15	9	0	3	0	203	50	6	2	5	0	0	0	63	524
08:15	1	0	0	0	0	0	0	1	0	0	0	0	0	0	0	0	154	34	9	21	0	0	0	218	1	0	0	1	0	0	0	2	145	36	6	15	0	1	0	203	39	12	4	8	0	1	0	64	488
08:30	0	0	0	0	0	0	0	0	0	1	0	0	0	0	0	1	137	20	11	22	1	3	0	194	1	0	0	0	0	0	0	1	124	29	15	21	0	4	0	193	41	14	3	2	0	0	0	60	449
08:45	0	0	0	0	0	0	0	0	0	1	0	0	0	0	0	1	170	37	10	15	0	2	0	234	0	0	0	0	0	0	0	0	166	33	16	10	0	1	0	226	25	8	6	6	0	0	0	45	506
1 Hr	1	0	0	0	0	0	0	1	0	2	0	0	0	0	0	2	652	121	43	80	1	5	0	902	4	0	0	1	0	0	0	5	584	125	52	55	0	9	0	825	155	40	15	21	0	1	0	232	1967
09:00	1	0	0	0	0	0	0	1	0	0	0	0	0	0	0	0	134	29	8	23	0	1	0	195	2	0	0	0	0	0	0	2	140	20	13	14	1	0	0	188	34	12	4	1	0	0	0	51	437
09:15	0	0	0	0	0	0	0	0	1	0	0	0	0	0	0	1	121	20	11	20	0	0	0	172	1	0	0	0	0	0	0	1	154	27	10	7	0	0	0	198	21	8	3	2	0	0	0	34	406
09:30	0	0	0	0	0	0	0	0	0	0	0	0	0	0	0	0	120	25	14	23	0	1	0	183	1	0	0	0	0	0	0	1	124	30	10	19	0	0	0	183	28	4	4	6	0	0	0	42	409
09:45	1	0	0	0	0	0	0	1	0	0	0	0	0	0	0	0	96	29	7	25	0	0	0	157	1	0	0	0	0	0	0	1	79	23	18	12	0	0	0	132	26	3	6	4	0	0	0	39	330
1 Hr	2	0	0	0	0	0	0	2	1	0	0	0	0	0	0	1	471	103	40	91	0	2	0	707	5	0	0	0	0	0	0	5	497	100	51	52	1	0	0	701	109	27	17	13	0	0	0	166	1582
10:00	0	0	0	0	0	0	0	0	1	0	2	0	0	0	0	3	119	18	6	14	0	0	0	157	1	0	1	0	0	0	0	2	98	24	9	23	1	1	0	156	34	5	1	4	0	1	0	45	363
10:15	0	0	0	0	0	0	0	0	0	0	0	0	0	0	0	0	137	32	14	24	0	0	0	207	0	0	1	0	0	0	0	1	107	29	9	10	0	0	0	155	23	9	2	0	0	0	0	34	397
10:30	1	0	0	0	0	0	0	1	2	0	0	0	0	0	0	2	126	18	21	17	0	0	0	182	1	1	0	0	0	0	0	2	85	19	12	13	0	2	0	131	18	3	2	6	0	0	0	29	347
10:45	0	0	0	0	0	0	0	0	2	0	0	0	0	0	0	2	104	26	13	17	1	1	0	162	3	0	0	0	0	0	0	3	85	26	13	17	3	0	0	144	12	3	2	3	0	0	0	20	331
1 Hr	1	0	0	0	0	0	0	1	5	0	2	0	0	0	0	7	486	94	54	72	1	1	0	708	5	1	2	0	0	0	0	8	375	98	43	63	4	3	0	586	87	20	7	13	0	1	0	128	1438
11:00	0	0	0	0	0	0	0	0	2	0	0	0	0	0	0	2	91	16	13	17	0	0	0	137	3	1	1	0	0	0	0	5	97	23	9	14	1	0	0	144	14	6	4	3	0	0	0	27	315
11:15	0	0	0	0	0	0	0	0	1	0	0	0	0	0	0	1	108	17	13	15	0	0	0	153	4	0	0	0	0	0	0	4	108	23	12	21	0	2	0	166	17	12	6	2	0	0	0	37	361
11:30	0	0	0	0	0	0	0	0	0	0	0	0	0	0	0	0	124	23	16	18	1	0	0	182	1	1	0	0	0	0	0	2	113	20	14	10	0	1	0	158	26	9	2	1	0	0	0	38	380
11:45	1	0	0	0	0	0	0	1	0	0	0	0	0	0	0	0	98	16	13	20	0	2	0	149	1	1	0	0	0	0	0	2	93	19	13	13	0	0	0	138	24	7	5	5	0	5	0	46	336
1 Hr	1	0	0	0	0	0	0	1	3	0	0	0	0	0	0	3	421	72	55	70	1	2	0	621	9	3	1	0	0	0	0	13	411	85	48	58	1	3	0	606	81	34	17	11	0	5	0	148	1392
12:00	0	0	0	0	0	0	0	0	0	2	0	0	0	0	0	2	115	30	18	24	1	1	0	189	5	0	0	0	0	0	0	5	80	25	11	22	0	1	0	139	18	5	4	4	0	0	0	31	366
12:15	0	0	0	0	0	0	0	0	1	0	1	0	1	0	0	3	103	16	16	23	0	0	0	158	3	1	1	0	0	0	0	5	96	15	6	14	0	0	0	131	39	12	4	3	0	0	0	58	355
12:30	1	0	0	0	0	0	0	1	0	0	0	0	0	0	0	0	123	24	10	15	0	1	0	173	2	1	0	0	0	0	0	3	100	15	7	17	0	2	0	141	25	9	3	3	0	0	0	40	358
12:45	0	0	0	0	0	0	0	0	1	0	0	0	0	0	0	1	110	21	16	23	0	0	0	170	6	0	0	0	0	0	0	6	90	25	17	11	0	0	0	143	17	5	2	4	0	0	0	28	348
1 Hr	1	0	0	0	0	0	0	1	2	2	1	0	1	0	0	6	451	91	60	85	1	2	0	690	16	2	1	0	0	0	0	19	366	80	41	64	0	3	0	554	99	31	13	14	0	0	0	157	1427
13:00	0	0	0	0	0	0	0	0	2	0	0	0	0	0	0	2	113	28	9	19	0	2	0	171	2	0	0	0	0	0	0	2	94	22	13	10	0	0	0	139	15	1	2	8	0	0	0	26	340
13:15	1	0	0	0	0	0	0	1	1	0	0	0	0	1	0	2	109	19	7	21	0	2	0	158	2	1	0	0	0	0	0	3	100	23	15	13	0	3	0	154	25	10	1	5	0	0	0	41	359
13:30	0	0	0	0	0	0	0	0	3	1	0	0	0	0	0	4	140	19	5	15	0	0	0	179	3	1	0	0	0	0	0	4	112	21	14	21	0	0	0	168	23	6	3	1	0	0	0	33	388
13:45	0	0	0	0	0	0	0	0	0	0	1	0	0	0	0	1	108	35	14	14	0	1	0	172	3	0	1	0	0	0	0	4	89	19	17	17	1	2	0	145	20	7	2	6	0	0	0	35	357
1 Hr	1	0	0	0	0	0	0	1	6	1	1	0	0	1	0	9	470	101	35	69	0	5	0	680	10	2	1	0	0	0	0	13	395	85	59	61	1	5	0	606	83	24	8	20	0	0	0	135	1444
14:00	0	0	0	0	0	0	0	0	2	1	0	0	0	0	0	3	113	35	10	20	0	0	0	178	1	1	0	0	0	0	0	2	96	24	16	19	0	0	0	155	25	14	4	3	0	0	0	46	384
14:15	1	0	0	0	0	0	0	1	0	1	0	0	0	0	0	1	129	24	16	36	0	0	0	205	1	0	0	0	0	0	0	1	115	32	13	14	0	0	0	174	17	10	3	6	0	0	0	36	418
14:30	0	0	0	0	0	0	0	0	2	0	0	0	0	0	0	2	127	36	7	20	1	1	0	192	1	0	0	0	0	0	0	1	107	24	17	17	0	1	0	166	25	9	0	6	0	0	0	40	401
14:45	0	0	0	0	0	0	0	0	0	1	0	0	0	0	0	1	125	30	20	25	0	0	0	200	3	0	0	0	0	0	0	3	111	27	15	14	0	2	0	169	20	6	3	4	0	0	0	33	406
1 Hr	1	0	0	0	0	0	0	1	4	3	0	0	0	0	0	7	494	125	53	101	1	1	0	775	6	1	0	0	0	0	0	7	429	107	61	64	0	3	0	664	87	39	10	19	0	0	0	155	1609
15:00	0	0	0	0	0	0	0	0	0	2	0	0	0	0	0	2	116	25	11	20	0	0	0	172	5	1	0	0	0	0	0	6	99	31	12	13	0	0	0	155	23	9	2	2	0	0	0	36	371
15:15	0	0	0	0	0	0	0	0	1	0	0	0	0	0	0	1	145	42	15	15	0	0	0	217	2	0	0	0	0	0	0	2	109	22	10	20	0	0	0	161	34	4	0	1	0	0	0	39	420
15:30	1	0	0	0	0	0	0	1	0	0	0	0	0	0	0	0	144	33	12	26	0	0	0	215	2	0	0	0	0	0	0	2	107	35	11	13	0	0	0	166	22	7	2	3	0	0	0	34	418
15:45	0	0	0	0	0	0	0	0	0	0	0	0	0	0	0	0	162	25	7	13	0	2	0	209	2	2	0	0	0	0	0	4	94	28	10	21	0	0	0	153	26	8	1	1	0	0	0	36	402
1 Hr	1	0	0	0	0	0	0	1	1	2	0	0	0	0	0	3	567	125	45	74	0	2	0	813	11	3	0	0	0	0	0	14	409	116	43	67	0	0	0	635	105	28	5	7	0	0	0	145	1611
16:00	0	0	0	0	0	0	0	0	2	0	0	0	0	0	0	2	184	51	14	21	0	1	0	271	1	2	0	0	0	0	0	3	137	45	10	16	0	1	0	209	30	7	1	6	0	0	0	44	529
16:15	0	0	0	0	0	0	0	0	1	0	0	0	0	0	0	1	190	50	6	14	0	0	0	260	0	1	0	0	0	1	0	2	140	27	9	8	0	0	0	184	38	6	0	7	0	0	0	51	498
16:30	0	0	0	0	0	0	0	0	1	0	0	0	0	0	0	1	181	32	8	20	1	1	0	243	2	0	0	0	0	0	0	2	137	25	8	13	0	0	0	183	43	13	2	1	0	0	0	59	488
16:45	2	0	0	0	0	0	0	2	0	1	0	0	0	0	0	1	186	33	7	21	0	1	0	248	1	0	0	0	0	0	0	1	149	38	8	12	0	0	0	207	51	9	1	3	0	1	0	65	524
1 Hr	2	0	0	0	0	0	0	2	4	1	0	0	0	0	0	5	741	166	35	76	1	3	0	1022	4	3	0	0	0	1	0	8	563	135	35	49	0	1	0	783	162	35	4	17	0	1	0	219	2039
17:00	0	0	0	0	0	0	0	0	1	0	0	0	0	0	0	1	219	27	9	13	0	2	0	270	3	1	0	0	0	0	0	4	169	27	8	9	0	0	0	213	61	4	0	3	0	0	0	68	556
17:15	0	0	0	0	0	0	0	0	1	0	0	0	0	0	0	1	202	31	5	18	0	2	0	258	1	0	0	0	0	0	0	1	160	32	0	11	0	0	0	203	52	11	0	0	0	0	0	63	526
17:30	0	1	0	0	0	0	0	1	1	0	0	0	0	0	0	1	219	28	10	17	0	3	0	277	2	0	0	0	0	0	0	2	174	18	3	12	0	0	0	207	42	3	2	2	0	0	0	49	537
17:45	0	0	0	0	0	0	0	0	0	0	0	0	0	0	0	0	209	29	2	13	1	1	0	255	3	0	0	0	0	0	0	3	140	17	6	10	0	0	0	173	44	7	0	2	0	0	0	53	484
1 Hr	0	1	0	0	0	0	0	1	3	0	0	0	0	0	0	3	849	115	26	61	1	8	0	1060	9	1	0	0	0	0	0	10	643	94	17	42	0	0	0	796	199	25	2	7	0	0	0	233	2103
18:00	0	0	0	0	0	0	0	0	0	0	0	0	0	0	0	0	170	19	6	13	0	1	0	209	1	0	0	0	0	0	0	1	121	15	7	8	0	2	0	153	38	8	0	1	0	0	0	47	410
18:15	0	0	0	0	0	0	0	0	0	0	0	0	0	0	0	0	157	17	7	20	0	0	0	201	1	0	0	0	0	0	0	1	139	14	2	5	0	0	0	160	40	6	0	2	0	0	0	48	410
18:30	1	0	0	0	0	0	0	1	0	0	0	0	0	0	0	0	153	13	6	16	1	1	0	190	0	1	0	0	0	0	0	1	110	10	8	8	1	1	0	138	34	8	0	4	0	0	0	46	376
18:45	0	0	0	0	0	0	0	0	0	0	0	0	0	0	0	0	108	14	0	8	1	0	0	131	3	0	0	0	0	0	0	3	103	14	0	4	0	0	0	121	22	2	0	0	0	0	0	24	279
1 Hr	1	0	0	0	0	0	0	1	0	0	0	0	0	0	0	0	588	63	19	57	2	2	0	731	5	1	0	0	0	0	0	6	473	53	17	25	1	3	0	572	134	24	0	7	0	0	0	165	1475
Total	17	3	0	1	0	0	0	21	29	11	4	1	1	1	0	47	6799	1316	500	917	12	42	0	9586	95	18	5	1	1	1	0	121	5881	1270	514	653	8	33	0	8359	1411	361	103	161	0	8	0	2044	20178

Sky High
Count On Us

Client: 0
Project: LON-1427 M2 Jct5
Site: 1
Date: 11/03/2015

Entry : Arm B

	Destination : Arm A								Destination : Arm B								Destination : Arm C								Destination : Arm D								Destination : Arm E								Destination : Arm F								Arm
	CAR	LGV	OGV1	OGV2	PSV	MC	PC	Total	CAR	LGV	OGV1	OGV2	PSV	MC	PC	Total	CAR	LGV	OGV1	OGV2	PSV	MC	PC	Total	CAR	LGV	OGV1	OGV2	PSV	MC	PC	Total	CAR	LGV	OGV1	OGV2	PSV	MC	PC	Total	CAR	LGV	OGV1	OGV2	PSV	MC	PC	Total	
07:00	0	0	0	0	0	0	0	0	0	0	0	0	0	0	0	0	55	7	1	1	1	0	0	65	0	0	0	0	0	0	0	0	16	7	1	0	1	0	0	25	1	4	0	0	0	0	0	5	95
07:15	0	0	0	0	0	0	0	0	0	0	0	0	0	0	0	0	43	7	0	0	0	0	0	50	0	0	0	0	0	0	0	0	27	3	0	0	0	0	0	30	1	2	0	0	0	0	0	3	83
07:30	0	0	0	0	0	0	0	0	0	0	0	0	0	0	0	0	68	11	0	0	0	1	0	80	0	0	0	0	0	0	0	0	15	6	1	0	0	0	0	22	4	2	0	0	0	0	0	6	108
07:45	0	0	0	0	0	0	0	0	0	0	0	0	0	0	0	0	46	4	0	0	0	0	0	50	0	0	0	0	0	0	0	0	20	2	0	1	1	0	0	24	1	0	0	0	0	0	0	1	75
1 Hr	0	0	0	0	0	0	0	0	0	0	0	0	0	0	0	0	212	29	1	1	1	1	0	245	0	0	0	0	0	0	0	0	78	18	2	1	2	0	0	101	7	8	0	0	0	0	0	15	361
08:00	0	0	0	0	0	0	0	0	0	0	0	0	0	0	0	0	36	2	1	1	0	0	0	40	0	1	0	0	0	0	0	1	8	4	0	0	0	0	0	12	4	0	2	0	0	0	0	6	59
08:15	0	0	0	0	0	0	0	0	0	0	0	0	0	0	0	0	23	1	0	0	0	0	0	24	1	0	0	0	0	0	0	1	13	1	0	0	1	0	0	15	1	1	0	0	0	0	0	2	42
08:30	0	0	0	0	0	0	0	0	0	0	0	0	0	0	0	0	41	7	0	1	0	0	0	49	0	0	0	0	0	0	1	1	6	1	0	0	0	0	0	7	2	0	0	0	0	0	0	2	59
08:45	0	0	0	0	0	0	0	0	0	0	0	0	0	0	0	0	27	2	0	0	0	0	0	29	0	0	0	0	0	0	0	0	7	0	0	0	0	0	0	7	1	1	0	0	0	0	0	2	38
1 Hr	0	0	0	0	0	0	0	0	0	0	0	0	0	0	0	0	127	12	1	2	0	0	0	142	1	1	0	0	0	0	1	3	34	6	0	0	1	0	0	41	8	2	2	0	0	0	0	12	198
09:00	0	0	0	0	0	0	0	0	0	0	0	0	0	0	0	0	27	3	0	1	0	0	0	31	0	0	0	0	0	0	0	0	5	1	1	0	1	0	0	8	4	0	0	0	0	0	0	4	43
09:15	0	0	1	0	0	0	0	1	0	0	0	0	0	0	0	0	7	4	0	0	0	0	0	11	0	0	0	0	0	0	0	0	7	3	0	0	0	0	0	10	1	0	0	0	0	0	0	1	23
09:30	0	0	0	0	0	0	0	0	0	0	0	0	0	0	0	0	8	2	0	1	0	0	0	11	1	0	0	0	0	0	0	1	8	1	0	0	1	1	0	11	1	0	0	0	0	0	0	1	24
09:45	0	0	0	0	0	0	0	0	0	0	0	0	0	0	0	0	10	0	0	0	0	0	0	10	0	0	0	0	0	0	0	0	7	1	0	0	0	0	0	8	0	0	0	0	0	0	0	0	18
1 Hr	0	0	1	0	0	0	0	1	0	0	0	0	0	0	0	0	52	9	0	2	0	0	0	63	1	0	0	0	0	0	0	1	27	6	1	0	2	1	0	37	6	0	0	0	0	0	0	6	108
10:00	0	0	0	0	0	0	0	0	0	0	0	0	0	0	0	0	5	0	1	0	0	0	0	6	0	0	0	0	0	0	0	0	7	1	1	0	0	0	0	9	0	0	0	0	0	0	0	0	15
10:15	0	0	0	0	0	0	0	0	0	0	0	0	0	0	0	0	3	1	0	0	0	0	0	4	0	0	0	0	0	0	0	0	11	2	2	0	0	0	0	15	0	1	0	0	0	0	0	1	20
10:30	0	0	0	0	0	0	0	0	0	0	0	0	0	0	0	0	2	1	1	0	0	0	0	4	1	1	0	0	0	0	0	2	2	0	0	0	1	0	0	3	0	0	0	0	0	0	0	0	9
10:45	0	0	0	0	0	0	0	0	0	0	0	0	0	0	0	0	5	2	0	0	0	0	0	7	0	0	0	0	0	0	0	0	5	1	2	0	0	0	0	8	0	0	0	0	0	0	0	0	15
1 Hr	0	0	0	0	0	0	0	0	0	0	0	0	0	0	0	0	15	4	2	0	0	0	0	21	1	1	0	0	0	0	0	2	25	4	5	0	1	0	0	35	0	1	0	0	0	0	0	1	59
11:00	0	0	0	0	0	0	0	0	0	0	0	0	0	0	0	0	13	0	0	0	0	0	0	13	1	0	0	0	0	0	0	1	2	2	0	0	1	0	0	5	0	0	0	0	0	1	0	1	20
11:15	1	0	0	0	0	0	0	1	0	0	0	0	0	0	0	0	2	0	0	0	0	0	0	2	0	0	0	0	0	0	0	0	8	0	0	0	1	0	0	9	2	2	0	0	0	0	0	4	16
11:30	0	0	0	0	0	0	0	0	0	0	0	0	0	0	0	0	8	0	0	0	0	0	0	8	2	0	0	0	0	0	0	2	5	2	0	1	0	0	0	8	2	0	0	0	0	0	0	2	20
11:45	0	0	0	0	0	0	0	0	0	0	0	0	0	0	0	0	5	1	0	0	0	0	0	6	1	0	0	0	0	0	0	1	5	1	0	0	0	0	0	6	0	1	0	0	0	0	0	1	14
1 Hr	1	0	0	0	0	0	0	1	0	0	0	0	0	0	0	0	28	1	0	0	0	0	0	29	4	0	0	0	0	0	0	4	20	5	0	1	2	0	0	28	4	3	0	0	0	1	0	8	70
12:00	0	0	0	0	0	0	0	0	0	0	0	0	0	0	0	0	5	2	0	0	0	0	0	7	0	0	0	0	0	0	0	0	4	0	0	0	1	0	0	5	1	0	0	0	0	0	0	1	13
12:15	0	0	0	0	0	0	0	0	0	0	0	0	0	0	0	0	1	1	1	0	0	0	0	3	1	1	0	0	0	0	0	2	4	1	0	0	0	0	0	5	0	1	0	0	0	0	0	1	11
12:30	0	0	0	0	0	0	0	0	0	0	0	0	0	0	0	0	8	1	0	0	0	0	0	9	0	0	0	0	0	0	0	0	9	0	0	0	1	0	0	10	1	0	0	0	0	0	0	1	20
12:45	0	0	0	0	0	0	0	0	0	0	0	0	0	0	0	0	2	0	0	0	0	0	0	2	2	0	0	0	0	0	0	2	5	0	0	1	0	0	0	6	0	0	0	0	0	0	0	0	10
1 Hr	0	0	0	0	0	0	0	0	0	0	0	0	0	0	0	0	16	4	1	0	0	0	0	21	3	1	0	0	0	0	0	4	22	1	0	1	2	0	0	26	2	1	0	0	0	0	0	3	54
13:00	0	0	0	0	0	0	0	0	2	0	0	0	0	0	0	2	11	1	0	0	0	0	0	12	0	0	0	0	0	0	0	0	5	3	0	0	1	0	0	9	1	0	0	0	0	0	0	1	24
13:15	0	0	0	0	0	0	0	0	0	0	0	0	0	0	0	0	11	2	0	0	0	0	0	13	2	0	0	0	0	0	0	2	3	1	0	0	0	0	0	4	0	0	0	0	0	0	0	0	19
13:30	0	0	0	0	0	0	0	0	0	0	0	0	0	0	0	0	7	1	0	0	0	0	0	8	1	0	0	0	0	0	0	1	3	1	0	0	1	0	0	5	0	0	0	0	0	0	0	0	14
13:45	0	0	0	0	0	0	0	0	0	0	0	0	0	0	0	0	11	1	0	1	0	0	0	13	0	0	0	0	0	0	0	0	0	1	0	0	0	0	0	1	0	0	0	0	0	0	0	0	14
1 Hr	0	0	0	0	0	0	0	0	2	0	0	0	0	0	0	2	40	5	0	1	0	0	0	46	3	0	0	0	0	0	0	3	11	6	0	0	2	0	0	19	1	0	0	0	0	0	0	1	71
14:00	0	0	0	0	0	0	0	0	0	0	0	0	0	0	0	0	6	5	0	1	0	0	0	12	0	0	0	0	0	0	0	0	6	0	0	1	1	0	0	8	1	0	0	0	0	0	0	1	21
14:15	0	0	0	0	0	0	0	0	0	0	0	0	0	0	0	0	9	2	0	0	0	0	0	11	0	0	0	0	0	0	0	0	11	2	0	0	0	0	0	13	2	0	0	0	0	0	0	2	26
14:30	1	0	0	0	0	0	0	1	0	0	0	0	0	0	0	0	7	1	1	0	0	0	0	9	0	0	0	0	0	0	0	0	4	1	0	0	1	0	0	6	1	0	0	0	0	0	0	1	17
14:45	0	0	0	0	0	0	0	0	0	0	0	0	0	0	0	0	5	1	1	0	0	0	0	7	0	0	0	0	0	0	0	0	2	1	0	0	0	1	0	4	0	0	0	0	0	0	0	0	11
1 Hr	1	0	0	0	0	0	0	1	0	0	0	0	0	0	0	0	27	9	2	1	0	0	0	39	0	0	0	0	0	0	0	0	23	4	0	1	2	1	0	31	4	0	0	0	0	0	0	4	75
15:00	0	0	0	0	0	0	0	0	0	0	0	0	0	0	0	0	11	0	0	0	0	0	0	11	3	0	0	0	0	0	0	3	3	2	1	0	0	0	0	6	1	0	0	0	0	0	0	1	21
15:15	0	0	0	0	0	0	0	0	0	0	0	0	0	0	0	0	9	1	0	0	0	0	0	10	0	0	0	0	0	0	0	0	9	0	0	0	0	0	0	9	0	0	0	0	0	0	0	0	19
15:30	0	0	0	0	0	0	0	0	0	0	0	0	0	0	0	0	9	0	0	0	0	0	0	9	0	0	0	0	0	0	0	0	5	0	1	0	1	0	0	7	0	1	0	0	0	0	0	1	17
15:45	0	0	0	0	0	0	0	0	0	0	0	0	0	0	0	0	7	1	0	0	0	0	0	8	0	0	0	0	0	0	0	0	2	1	0	0	1	0	0	4	2	0	0	0	0	0	0	2	14
1 Hr	0	0	0	0	0	0	0	0	0	0	0	0	0	0	0	0	36	2	0	0	0	0	0	38	3	0	0	0	0	0	0	3	19	3	2	0	2	0	0	26	3	1	0	0	0	0	0	4	71
16:00	1	0	0	0	0	0	0	1	0	0	0	0	0	0	0	0	14	1	0	0	0	0	0	15	1	0	0	0	0	0	0	1	4	1	0	0	0	0	0	5	1	0	0	0	0	0	0	1	23
16:15	0	0	0	0	0	0	0	0	0	0	0	0	0	0	0	0	17	4	0	0	0	0	0	21	1	0	0	0	0	0	0	1	4	3	0	0	1	0	0	8	4	0	0	0	0	0	0	4	34
16:30	0	0	0	0	0	0	0	0	0	0	0	0	0	0	0	0	15	5	1	0	0	0	0	21	0	0	0	0	0	0	0	0	8	0	0	0	0	0	0	8	1	0	1	0	0	0	0	2	31
16:45	0	0	0	0	0	0	0	0	0	0	0	0	0	0	0	0	30	2	1	0	0	0	0	33	0	0	0	0	0	0	0	0	11	0	0	0	1	0	0	12	4	0	0	0	0	0	0	4	49
1 Hr	1	0	0	0	0	0	0	1	0	0	0	0	0	0	0	0	76	12	2	0	0	0	0	90	2	0	0	0	0	0	0	2	27	4	0	0	2	0	0	33	10	0	1	0	0	0	0	11	137
17:00	0	0	0	0	0	0	0	0	0	0	0	0	0	0	0	0	23	5	0	0	0	1	0	29	0	0	0	0	0	0	0	0	5	1	0	0	0	0	0	6	4	1	0	0	0	0	0	5	40
17:15	0	1	0	0	0	0	0	1	0	0	0	0	0	0	0	0	23	5	0	0	0	0	0	28	0	0	0	0	0	0	0	0	10	2	0	0	1	0	0	13	0	0	0	0	0	0	0	0	42
17:30	1	0	0	0	0	0	0	1	0	0	0	0	0	0	0	0	33	6	1	0	0	0	0	40	4	0	0	0	0	0	0	4	6	5	0	0	0	0	0	11	0	0	0	0	0	0	0	0	56
17:45	0	0	0	0	0	0	0	0	0	0	0	0	0	0	0	0	18	4	2	0	0	0	0	24	0	0	0	0	0	0	0	0	3	1	0	0	1	0	0	5	3	1	0	0	0	0	0	4	33
1 Hr	1	1	0	0	0	0	0	2	0	0	0	0	0	0	0	0	97	20	3	0	0	1	0	121	4	0	0	0	0	0	0	4	24	9	0	0	2	0	0	35	7	2	0	0	0	0	0	9	171
18:00	0	0	0	0	0	0	0	0	0	0	0	0	0	0	0	0	21	1	0	0	0	0	0	22	0	0	0	0	0	0	0	0	6	2	0	0	0	0	0	8	0	2	0	0	0	0	0	2	32
18:15	0	0	0	0	0	0	0	0	0	0	0	0	0	0	0	0	13	2	0	0	0	0	0	15	0	0	0	0	0	0	0	0	3	0	0	0	0	0	0	3	3	0	0	0	0	0	0	3	21
18:30	0	0	0	0	0	0	0	0	0	0	0	0	0	0	0	0	7	1	0	0	0	0	0	8	0	0	0	0	0	0	0	0	4	3	0	0	1	0	0	8	5	0	0	0	0	0	0	5	21
18:45	0	0	0	0	0	0	0	0	0	0	0	0	0	0	0	0	8	0	0	0	0	0	0	8	0	0	0	0	0	0	0	0	5	0	1	0	0	0	0	6	2	0	0	0	0	0	0	2	16
1 Hr	0	0	0	0	0	0	0	0	0	0	0	0	0	0	0	0	49	4	0	0	0	0	0	53	0	0	0	0	0	0	0	0	18	5	1	0	1	0	0	25	10	2	0	0	0	0	0	12	90
Total	4	1	1	0	0	0	0	6	2	0	0	0	0	0	0	2	775	111	12	7	1	2	0	908	22	3	0	0	0	0	1	26	328	71	11	4	21	2	0	437	62	20	3	0	0	1	0	86	1465

Sky High
Count On Us

Client: 0
Project: LON-1427 M2 Jct5
Site: 1
Date: 11/03/2015

Entry : Arm C

	Destination : Arm A								Destination : Arm B								Destination : Arm C								Destination : Arm D								Destination : Arm E								Destination : Arm F								Arm
	CAR	LGV	OGV1	OGV2	PSV	MC	PC	Total	CAR	LGV	OGV1	OGV2	PSV	MC	PC	Total	CAR	LGV	OGV1	OGV2	PSV	MC	PC	Total	CAR	LGV	OGV1	OGV2	PSV	MC	PC	Total	CAR	LGV	OGV1	OGV2	PSV	MC	PC	Total	CAR	LGV	OGV1	OGV2	PSV	MC	PC	Total	
07:00	39	5	3	3	0	0	0	50	0	0	0	0	0	0	0	0	0	0	0	0	0	0	0	0	1	1	0	0	0	0	0	2	158	39	3	6	0	0	0	206	0	0	0	0	0	0	0	0	258
07:15	62	11	2	2	0	1	0	78	7	0	0	0	0	0	0	7	0	0	0	0	0	0	0	0	1	1	0	0	0	0	0	2	157	41	6	5	0	2	0	211	1	0	0	0	0	0	0	1	299
07:30	77	11	1	2	0	0	0	91	1	0	0	0	0	0	0	1	0	0	0	0	0	0	0	0	1	1	0	0	0	0	0	2	201	31	6	7	0	0	0	245	0	0	0	0	0	0	0	0	339
07:45	55	11	4	3	0	0	0	73	3	0	0	0	0	0	0	3	1	0	0	0	0	0	0	1	5	0	0	0	0	0	0	5	179	33	3	4	0	0	0	219	0	0	0	0	0	0	0	0	301
1 Hr	233	38	10	10	0	1	0	292	11	0	0	0	0	0	0	11	1	0	0	0	0	0	0	1	8	3	0	0	0	0	0	11	695	144	18	22	0	2	0	881	1	0	0	0	0	0	0	1	1197
08:00	50	14	0	1	0	0	0	65	3	0	0	0	0	0	0	3	0	0	0	0	0	0	0	0	6	0	0	0	0	0	0	6	168	22	5	7	1	1	0	204	0	0	0	0	0	0	0	0	278
08:15	31	6	0	4	1	0	0	42	0	0	0	0	0	0	0	0	0	0	0	0	0	0	0	0	7	1	0	0	0	0	0	8	137	17	10	5	0	2	0	171	0	0	0	0	0	0	0	0	221
08:30	72	10	4	4	0	0	0	90	1	0	0	0	0	0	0	1	1	0	0	0	0	0	0	1	5	1	0	0	0	0	0	6	154	20	4	5	0	0	0	183	1	0	0	0	0	0	0	1	282
08:45	47	11	3	6	0	0	0	67	0	0	0	0	0	0	0	0	0	0	0	0	0	0	0	0	8	1	0	0	0	0	0	9	111	19	2	4	0	0	0	136	0	0	0	0	0	0	0	0	212
1 Hr	200	41	7	15	1	0	0	264	4	0	0	0	0	0	0	4	1	0	0	0	0	0	0	1	26	3	0	0	0	0	0	29	570	78	21	21	1	3	0	694	1	0	0	0	0	0	0	1	993
09:00	44	4	5	3	0	0	0	56	0	0	0	0	0	0	0	0	0	0	0	0	0	0	0	0	7	1	0	0	0	0	0	8	130	23	5	7	1	0	0	166	0	0	0	0	0	0	0	0	230
09:15	28	8	2	4	0	0	0	42	0	0	0	0	0	0	0	0	1	0	0	0	0	0	0	1	1	0	0	0	0	0	0	1	124	23	10	5	0	1	0	163	0	0	0	0	0	0	0	0	207
09:30	18	8	2	1	0	1	0	30	0	1	0	0	0	0	0	1	0	0	0	0	0	0	0	0	2	0	0	0	0	0	0	2	97	14	5	8	0	1	0	125	0	0	0	0	0	0	0	0	158
09:45	19	3	5	2	0	0	0	29	0	1	0	0	0	0	0	1	0	0	0	0	0	0	0	0	1	2	0	0	0	0	0	3	96	14	9	5	0	0	0	124	0	0	4	0	0	0	0	4	161
1 Hr	109	23	14	10	0	1	0	157	0	2	0	0	0	0	0	2	1	0	0	0	0	0	0	1	11	3	0	0	0	0	0	14	447	74	29	25	1	2	0	578	0	0	4	0	0	0	0	4	756
10:00	17	8	6	5	0	0	0	36	0	0	0	0	0	0	0	0	0	0	0	0	0	0	0	0	1	0	0	0	0	0	0	1	100	11	16	7	0	0	0	134	0	0	0	0	0	0	0	0	171
10:15	21	4	5	3	0	0	0	33	0	0	0	0	0	0	0	0	0	0	0	0	0	0	0	0	0	0	0	0	0	0	0	0	89	18	6	3	1	0	0	117	0	1	0	0	0	0	0	1	151
10:30	10	8	4	7	0	0	0	29	2	0	0	0	0	0	0	2	0	0	0	0	0	0	0	0	1	0	0	0	0	0	0	1	94	19	6	7	2	0	0	128	0	0	0	0	0	0	0	0	160
10:45	17	3	3	3	0	0	0	26	0	0	1	0	0	0	0	1	0	0	0	0	0	0	0	0	1	0	0	0	0	0	0	1	80	8	8	6	0	0	0	102	0	0	0	0	0	0	0	0	130
1 Hr	65	23	18	18	0	0	0	124	2	0	1	0	0	0	0	3	0	0	0	0	0	0	0	0	3	0	0	0	0	0	0	3	363	56	36	23	3	0	0	481	0	1	0	0	0	0	0	1	612
11:00	15	6	5	1	0	0	0	27	0	0	0	0	0	0	0	0	0	0	0	0	0	0	0	0	1	0	0	0	0	0	0	1	78	18	5	7	0	1	0	109	0	0	1	0	0	0	0	1	138
11:15	16	5	4	3	0	0	0	28	0	1	0	0	0	0	0	1	0	0	0	0	0	0	0	0	0	0	0	0	0	0	0	0	77	11	7	8	0	0	0	103	0	0	0	0	0	0	0	0	132
11:30	18	11	3	3	0	0	0	35	0	0	0	0	0	0	0	0	0	0	0	0	0	0	0	0	0	0	0	0	0	0	0	0	78	20	2	3	1	0	0	104	0	0	1	0	0	0	0	1	140
11:45	18	8	4	3	0	0	0	33	1	0	0	0	0	0	0	1	0	0	0	0	0	0	0	0	1	0	0	0	0	0	0	1	73	18	5	8	0	0	0	104	0	0	0	0	0	0	0	0	139
1 Hr	67	30	16	10	0	0	0	123	1	1	0	0	0	0	0	2	0	0	0	0	0	0	0	0	2	0	0	0	0	0	0	2	306	67	19	26	1	1	0	420	0	0	2	0	0	0	0	2	549
12:00	22	3	4	3	0	0	0	32	0	0	0	0	0	0	0	0	0	0	0	0	0	0	0	0	0	0	0	0	0	0	0	0	67	14	3	7	0	0	0	91	0	0	0	0	0	0	0	0	123
12:15	23	9	5	3	0	0	0	40	0	0	0	0	0	0	0	0	0	0	0	0	0	0	0	0	0	0	0	0	0	0	0	0	76	20	12	4	0	0	0	112	0	0	2	0	0	0	0	2	154
12:30	22	7	4	0	0	0	0	33	2	0	0	0	0	0	0	2	0	0	0	0	0	0	0	0	1	0	0	0	0	0	0	1	82	17	9	6	1	0	0	115	0	0	0	0	0	0	0	0	151
12:45	17	7	5	1	0	0	0	30	0	0	1	0	0	0	0	1	0	0	0	0	0	0	0	0	1	0	0	0	0	0	0	1	59	18	10	5	1	1	0	94	0	0	0	0	0	0	0	0	126
1 Hr	84	26	18	7	0	0	0	135	2	0	1	0	0	0	0	3	0	0	0	0	0	0	0	0	2	0	0	0	0	0	0	2	284	69	34	22	2	1	0	412	0	0	2	0	0	0	0	2	554
13:00	23	4	4	4	0	0	0	35	0	0	0	0	0	0	0	0	0	0	0	0	0	0	0	0	1	1	0	0	0	0	0	2	75	16	3	12	0	0	0	106	0	0	0	0	0	0	0	0	143
13:15	19	0	5	4	0	0	0	28	2	0	0	0	0	0	0	2	0	0	1	0	0	0	0	1	2	0	0	0	0	0	0	2	110	21	9	7	1	0	0	148	0	0	0	0	0	0	0	0	181
13:30	16	4	5	0	0	0	0	25	2	0	0	0	0	0	0	2	0	0	0	0	0	0	0	0	4	0	0	0	0	0	0	4	95	20	9	2	1	0	0	127	0	0	0	0	0	0	0	0	158
13:45	18	5	6	3	0	0	0	32	1	0	0	0	0	0	0	1	0	0	0	0	0	0	0	0	1	0	0	0	0	0	0	1	74	17	15	3	0	0	0	109	0	0	0	0	0	0	0	0	143
1 Hr	76	13	20	11	0	0	0	120	5	0	0	0	0	0	0	5	0	0	1	0	0	0	0	1	8	1	0	0	0	0	0	9	354	74	36	24	2	0	0	490	0	0	0	0	0	0	0	0	625
14:00	18	4	2	2	0	0	0	26	0	0	0	0	0	0	0	0	0	0	0	0	0	0	0	0	0	0	0	0	0	0	0	0	75	22	7	7	0	1	0	112	0	0	0	0	0	0	0	0	138
14:15	25	7	8	5	0	0	0	45	0	1	0	0	0	0	0	1	0	0	0	0	0	0	0	0	0	0	0	0	0	0	0	0	83	19	14	2	0	1	0	119	0	0	2	0	0	0	0	2	167
14:30	23	7	2	0	0	0	0	32	3	0	0	0	0	0	0	3	0	0	0	0	0	0	0	0	1	1	1	0	0	0	0	3	87	24	10	6	0	0	0	127	0	0	1	0	0	0	0	1	166
14:45	16	2	1	3	0	0	0	22	4	0	0	0	0	0	0	4	0	0	0	0	0	0	0	0	2	1	0	0	0	0	0	3	98	19	6	6	0	0	0	129	0	0	1	0	0	0	0	1	159
1 Hr	82	20	13	10	0	0	0	125	7	1	0	0	0	0	0	8	0	0	0	0	0	0	0	0	3	2	1	0	0	0	0	6	343	84	37	21	0	2	0	487	0	0	4	0	0	0	0	4	630
15:00	27	5	5	5	0	0	0	42	2	1	0	0	0	0	0	3	0	0	0	0	0	0	0	0	1	1	0	0	0	0	0	2	75	18	9	4	0	0	0	106	0	0	0	0	0	0	0	0	153
15:15	32	8	2	2	0	0	0	44	0	0	0	0	0	0	0	0	0	0	0	0	0	0	0	0	0	0	0	0	0	0	0	0	93	27	7	2	0	1	0	130	1	0	0	0	0	0	0	1	175
15:30	24	11	4	2	0	0	0	41	4	0	0	0	0	0	0	4	1	0	0	0	0	0	0	1	1	0	0	0	0	0	0	1	89	21	12	5	0	0	0	127	1	0	1	0	0	0	0	2	176
15:45	27	8	2	1	0	2	0	40	0	2	0	0	0	0	0	2	0	0	0	0	0	0	0	0	1	0	0	0	0	0	0	1	100	26	5	4	1	0	0	136	0	1	0	0	0	0	0	1	180
1 Hr	110	32	13	10	0	2	0	167	6	3	0	0	0	0	0	9	1	0	0	0	0	0	0	1	3	1	0	0	0	0	0	4	357	92	33	15	1	1	0	499	2	1	1	0	0	0	0	4	684
16:00	30	14	6	2	0	0	0	52	1	0	0	0	0	0	0	1	0	0	0	0	0	0	0	0	2	1	0	0	0	0	0	3	108	28	11	9	0	1	0	157	0	0	0	0	0	0	0	0	213
16:15	39	11	6	3	0	0	0	59	3	2	0	0	0	0	0	5	0	0	0	0	0	0	0	0	1	0	0	0	0	0	0	1	74	17	9	5	0	0	0	105	0	1	0	0	0	0	0	1	171
16:30	35	6	2	2	0	0	0	45	2	0	0	0	0	0	0	2	0	0	0	0	0	0	0	0	0	2	0	0	0	0	0	2	93	19	4	5	0	0	0	121	0	0	0	0	0	0	0	0	170
16:45	36	13	0	4	0	0	0	53	0	0	0	0	0	0	0	0	0	0	0	0	0	0	0	0	4	0	0	0	0	0	0	4	75	27	9	3	0	0	0	114	1	0	0	0	0	0	0	1	172
1 Hr	140	44	14	11	0	0	0	209	6	2	0	0	0	0	0	8	0	0	0	0	0	0	0	0	7	3	0	0	0	0	0	10	350	91	33	22	0	1	0	497	1	1	0	0	0	0	0	2	726
17:00	27	13	3	2	0	0	0	45	1	1	0	0	0	0	0	2	9	0	0	0	0	0	0	9	2	0	0	0	0	0	0	2	101	24	6	5	0	0	0	136	1	0	0	0	0	0	0	1	195
17:15	55	7	1	4	0	0	0	67	3	2	0	0	0	0	0	5	0	0	0	0	0	0	0	0	3	0	0	0	0	0	0	3	106	21	7	5	0	0	0	139	0	0	0	0	0	0	0	0	214
17:30	54	12	2	3	0	2	0	73	4	0	0	0	0	0	0	4	0	0	0	0	0	0	0	0	3	0	0	0	0	0	0	3	99	14	7	2	0	0	0	122	0	0	0	0	0	0	0	0	202
17:45	46	8	3	3	0	0	0	60	4	1	0	0	0	0	0	5	0	0	0	0	0	0	0	0	1	1	0	0	0	0	0	2	115	11	3	4	0	0	0	133	0	0	0	0	0	0	0	0	200
1 Hr	182	40	9	12	0	2	0	245	12	4	0	0	0	0	0	16	9	0	0	0	0	0	0	9	9	1	0	0	0	0	0	10	421	70	23	16	0	0	0	530	1	0	0	0	0	0	0	1	811
18:00	41	8	1	2	0	0	0	52	2	0	1	0	0	0	0	3	0	0	0	0	0	0	0	0	2	0	0	0	0	0	0	2	113	15	3	3	0	0	0	134	0	0	0	0	0	0	0	0	191
18:15	38	6	3	3	0	0	0	50	2	0	0	0	0	0	0	2	0	0	0	0	0	0	0	0	3	0	0	0	0	0	0	3	104	7	5	4	0	0	0	120	0	0	0	0	0	0	0	0	175
18:30	19	2	1	2	0	0	0	24	0	0	0	0	0	0	0	0	0	0	0	0	0	0	0	0	3	0	0	0	0	0	0	3	85	2	5	4	0	1	0	97	0	0	0	0	0	0	0	0	124
18:45	30	4	0	0	0	0	0	34	0	0	0	0	0	0	0	0	0	0	0	0	0	0	0	0	1	1	0	0	0	0	0	2	79	4	1	2	0	0	0	86	0	0	0	0	0	0	0	0	122
1 Hr	128	20	5	7	0	0	0	160	4	0	1	0	0	0	0	5	0	0	0	0	0	0	0	0	9	1	0	0	0	0	0	10	381	28	14	13	0	1	0	437	0	0	0	0	0	0	0	0	612
Total	1476	350	157	131	1	6	0	2121	60	13	3	0	0	0	0	76	13	0	1	0	0	0	0	14	91	18	1	0	0	0	0	110	4871	927	333	250	11	14	0	6406	6	3	13	0	0	0	0	22	8749

Sky High
Count On Us

Client: 0
Project: LON-1427 M2 Jct5
Site: 1
Date: 11/03/2015

Entry : Arm D

	Destination : Arm A								Destination : Arm B								Destination : Arm C								Destination : Arm D								Destination : Arm E								Destination : Arm F								Arm
	CAR	LGV	OGV1	OGV2	PSV	MC	PC	Total	CAR	LGV	OGV1	OGV2	PSV	MC	PC	Total	CAR	LGV	OGV1	OGV2	PSV	MC	PC	Total	CAR	LGV	OGV1	OGV2	PSV	MC	PC	Total	CAR	LGV	OGV1	OGV2	PSV	MC	PC	Total	CAR	LGV	OGV1	OGV2	PSV	MC	PC	Total	
07:00	0	0	0	0	0	0	0	0	1	0	0	0	0	0	0	1	22	6	0	0	0	0	0	28	0	0	0	0	0	0	0	0	45	8	1	0	0	0	0	54	3	0	0	0	0	0	0	3	86
07:15	0	0	0	0	0	0	0	0	1	0	0	0	0	0	0	1	28	8	1	0	0	0	0	37	0	0	0	0	0	0	0	0	66	13	1	0	0	0	0	80	3	2	0	0	0	0	0	5	123
07:30	0	0	0	0	0	0	0	0	0	0	0	0	0	0	0	0	31	6	0	0	0	0	0	37	0	0	0	0	0	0	0	0	62	10	0	0	0	0	0	72	4	0	0	0	0	0	0	4	113
07:45	3	1	0	0	0	0	0	4	1	0	0	0	0	0	0	1	28	3	0	0	0	0	0	31	0	0	0	0	0	0	0	0	59	10	0	0	0	0	0	69	2	0	0	0	0	0	0	2	107
1 Hr	3	1	0	0	0	0	0	4	3	0	0	0	0	0	0	3	109	23	1	0	0	0	0	133	0	0	0	0	0	0	0	0	232	41	2	0	0	0	0	275	12	2	0	0	0	0	0	14	429
08:00	3	0	0	0	0	0	0	3	0	0	0	0	0	0	0	0	36	4	0	0	0	0	0	40	0	0	0	0	0	0	0	0	55	6	0	0	0	0	0	61	6	0	0	0	0	0	0	6	110
08:15	3	0	0	0	0	0	0	3	0	0	0	0	0	0	0	0	34	3	0	0	0	0	0	37	0	0	0	0	0	0	0	0	45	3	1	2	0	0	0	51	5	1	0	0	0	0	0	6	97
08:30	2	1	0	0	0	0	0	3	0	0	0	0	0	0	0	0	20	0	0	0	0	1	0	21	0	0	0	0	0	0	0	0	38	4	0	0	0	0	0	42	4	0	0	0	0	0	0	4	70
08:45	2	0	0	1	0	0	0	3	0	0	0	0	0	0	0	0	12	2	1	0	0	0	0	15	0	0	0	0	0	0	0	0	29	1	0	0	0	0	0	30	1	2	0	0	0	0	0	3	51
1 Hr	10	1	0	1	0	0	0	12	0	0	0	0	0	0	0	0	102	9	1	0	0	1	0	113	0	0	0	0	0	0	0	0	167	14	1	2	0	0	0	184	16	3	0	0	0	0	0	19	328
09:00	3	0	0	0	0	0	0	3	0	0	0	0	0	0	0	0	16	0	1	0	0	0	0	17	0	0	0	0	0	0	0	0	32	2	0	1	0	0	0	35	3	0	0	0	0	0	0	3	58
09:15	2	0	0	0	0	0	0	2	0	0	0	1	0	0	0	1	9	2	0	0	0	0	0	11	0	0	0	0	0	0	0	0	19	1	1	0	0	0	0	21	0	0	0	0	0	0	0	0	35
09:30	0	2	0	0	0	0	0	2	0	0	0	1	0	0	0	1	9	1	0	0	0	0	0	10	0	0	0	0	0	0	0	0	14	1	0	0	0	0	0	15	0	0	0	0	0	0	0	0	28
09:45	1	0	0	0	0	0	0	1	0	0	0	0	0	0	0	0	10	1	0	0	0	0	0	11	0	0	0	0	0	0	0	0	8	1	0	0	0	0	0	9	2	1	1	0	0	0	0	4	25
1 Hr	6	2	0	0	0	0	0	8	0	0	0	2	0	0	0	2	44	4	1	0	0	0	0	49	0	0	0	0	0	0	0	0	73	5	1	1	0	0	0	80	5	1	1	0	0	0	0	7	146
10:00	3	0	1	0	0	0	0	4	1	0	0	0	0	0	0	1	7	0	0	0	0	0	0	7	0	0	0	0	0	0	0	0	6	2	0	0	0	0	0	8	0	0	0	0	0	0	0	0	20
10:15	3	0	0	0	0	0	0	3	0	0	0	0	0	0	0	0	7	2	0	0	0	0	0	9	0	0	0	0	0	0	0	0	12	2	0	0	0	0	0	14	1	0	0	0	0	0	0	1	27
10:30	0	0	1	0	0	0	0	1	0	0	0	0	0	0	0	0	6	3	0	0	0	0	0	9	0	0	0	0	0	0	0	0	12	3	0	0	0	0	0	15	2	1	0	0	0	0	0	3	28
10:45	4	0	0	0	0	0	0	4	0	0	0	0	0	0	0	0	2	0	1	0	0	0	0	3	0	0	0	0	0	0	0	0	11	1	0	0	0	0	0	12	0	0	0	0	0	0	0	0	19
1 Hr	10	0	2	0	0	0	0	12	1	0	0	0	0	0	0	1	22	5	1	0	0	0	0	28	0	0	0	0	0	0	0	0	41	8	0	0	0	0	0	49	3	1	0	0	0	0	0	4	94
11:00	5	0	0	0	0	0	0	5	0	0	0	0	0	0	0	0	10	0	1	0	0	0	0	11	0	0	0	0	0	0	0	0	9	2	1	0	0	0	0	12	1	0	0	0	0	0	0	1	29
11:15	3	0	1	0	0	0	0	4	0	0	0	0	0	0	0	0	3	0	1	0	0	0	0	4	0	0	0	0	0	0	0	0	10	0	1	0	0	0	0	11	0	0	0	0	0	0	0	0	19
11:30	5	1	0	0	0	0	0	6	0	0	0	0	0	0	0	0	3	1	0	0	0	0	0	4	0	0	0	0	0	0	0	0	13	1	0	1	0	0	0	15	2	0	0	0	0	0	0	2	27
11:45	0	0	0	0	0	0	0	0	0	0	0	0	0	0	0	0	4	1	1	0	0	0	0	6	0	0	0	0	0	0	0	0	13	0	0	0	0	0	0	13	0	0	0	0	0	0	0	0	19
1 Hr	13	1	1	0	0	0	0	15	0	0	0	0	0	0	0	0	20	2	3	0	0	0	0	25	0	0	0	0	0	0	0	0	45	3	2	1	0	0	0	51	3	0	0	0	0	0	0	3	94
12:00	0	0	0	0	0	0	0	0	0	0	0	0	0	0	0	0	3	1	1	0	0	0	0	5	0	0	0	0	0	0	0	0	10	5	0	0	0	0	0	15	1	0	0	0	0	0	0	1	21
12:15	0	0	0	0	0	0	0	0	0	0	0	0	0	0	0	0	8	0	0	0	0	0	0	8	0	0	0	0	0	0	0	0	10	1	0	0	0	0	0	11	4	1	0	0	0	0	0	5	24
12:30	3	1	0	0	0	0	0	4	0	0	0	0	0	0	0	0	13	0	1	0	0	0	0	14	0	0	0	0	0	0	0	0	11	3	0	0	0	0	0	14	2	0	0	0	0	0	0	2	34
12:45	1	1	0	0	0	0	0	2	0	0	0	0	0	0	0	0	4	0	0	0	0	0	0	4	0	0	0	0	0	0	0	0	8	1	1	0	0	0	0	10	1	0	0	0	0	0	0	1	17
1 Hr	4	2	0	0	0	0	0	6	0	0	0	0	0	0	0	0	28	1	2	0	0	0	0	31	0	0	0	0	0	0	0	0	39	10	1	0	0	0	0	50	8	1	0	0	0	0	0	9	96
13:00	0	0	0	0	0	0	0	0	0	0	0	0	0	0	0	0	5	2	0	0	0	0	0	7	1	0	0	0	0	0	1	0	6	3	0	0	0	0	0	9	0	0	0	0	0	0	0	0	17
13:15	1	0	0	0	0	0	0	1	1	0	0	0	0	0	0	1	6	1	0	0	0	0	0	7	0	0	0	0	0	0	0	0	15	1	0	1	0	0	0	17	1	0	0	0	0	0	0	1	27
13:30	0	0	0	0	0	0	0	0	0	0	0	0	0	0	0	0	9	1	0	0	0	0	0	10	1	0	0	0	0	0	0	1	7	2	0	0	0	0	0	9	1	0	1	0	0	0	0	2	22
13:45	0	1	0	0	0	0	0	1	0	0	0	0	0	0	0	0	7	3	0	0	0	0	0	10	0	0	0	0	0	0	0	0	5	2	1	0	0	0	0	8	1	0	0	0	0	0	0	1	20
1 Hr	1	1	0	0	0	0	0	2	1	0	0	0	0	0	0	1	27	7	0	0	0	0	0	34	2	0	0	0	0	0	0	2	33	8	1	1	0	0	0	43	3	0	1	0	0	0	0	4	86
14:00	0	0	0	0	0	0	0	0	0	0	0	0	0	0	0	0	15	1	0	0	0	0	0	16	0	0	0	0	0	0	0	0	14	1	0	0	0	0	0	15	1	0	0	0	0	0	0	1	32
14:15	0	0	0	0	0	0	0	0	0	0	0	0	0	0	0	0	10	0	1	0	0	0	0	11	0	0	0	0	0	0	0	0	11	1	0	1	0	0	0	13	3	1	0	0	0	0	0	4	28
14:30	0	0	0	0	0	0	0	0	0	0	0	0	0	0	0	0	11	3	1	0	0	0	0	15	0	0	0	0	0	0	0	0	11	3	0	0	0	0	0	14	0	0	0	0	0	0	0	0	29
14:45	0	0	0	0	0	0	0	0	1	1	0	0	0	0	0	2	9	0	0	0	0	0	0	9	0	0	0	0	0	0	0	0	12	2	0	0	0	0	0	14	0	1	0	0	0	0	0	1	26
1 Hr	0	0	0	0	0	0	0	0	1	1	0	0	0	0	0	2	45	4	2	0	0	0	0	51	0	0	0	0	0	0	0	0	48	7	0	1	0	0	0	56	4	2	0	0	0	0	0	6	115
15:00	0	0	0	0	0	0	0	0	0	0	0	0	0	0	0	0	7	1	0	0	0	0	0	8	0	0	0	0	0	0	0	0	13	2	0	0	0	0	0	15	2	1	0	0	0	0	0	3	26
15:15	0	0	0	0	0	0	0	0	0	1	0	0	0	0	0	1	11	0	0	0	0	0	0	11	0	0	0	0	0	0	0	0	14	3	1	0	0	0	0	18	0	0	0	0	0	0	0	0	30
15:30	0	0	0	0	0	0	0	0	0	0	0	0	0	0	0	0	13	2	0	0	0	0	0	15	0	0	0	0	0	0	0	0	8	3	0	0	0	0	0	11	1	1	0	0	0	0	0	2	28
15:45	2	0	0	0	0	0	0	2	0	0	0	0	0	0	0	0	19	3	0	0	0	0	0	22	0	0	0	0	0	0	0	0	13	1	1	0	0	0	0	15	1	0	0	0	0	0	0	1	40
1 Hr	2	0	0	0	0	0	0	2	0	1	0	0	0	0	0	1	50	6	0	0	0	0	0	56	0	0	0	0	0	0	0	0	48	9	2	0	0	0	0	59	4	2	0	0	0	0	0	6	124
16:00	2	1	0	0	0	0	0	3	0	0	0	0	0	0	0	0	6	4	0	0	0	0	0	10	0	0	0	0	0	0	0	0	8	1	1	0	0	0	0	10	4	0	0	0	0	0	0	4	27
16:15	2	2	0	0	0	0	0	4	0	0	1	0	0	0	0	1	10	5	0	0	0	0	0	15	0	0	0	0	0	0	0	0	10	1	1	0	0	0	0	12	0	0	0	0	0	0	0	0	32
16:30	1	0	0	1	0	0	0	2	0	0	0	0	0	0	0	0	15	2	0	0	0	0	0	17	0	0	0	0	0	0	0	0	19	5	0	0	0	0	0	24	1	0	0	0	0	0	0	1	44
16:45	5	1	0	0	0	0	0	6	1	0	0	0	0	1	0	2	18	0	0	0	0	0	0	18	0	0	0	0	0	1	0	1	24	3	1	0	0	0	0	28	1	0	0	0	0	0	0	1	56
1 Hr	10	4	0	1	0	0	0	15	1	0	1	0	0	1	0	3	49	11	0	0	0	0	0	60	0	0	0	0	0	1	0	1	61	10	3	0	0	0	0	74	6	0	0	0	0	0	0	6	159
17:00	3	1	0	0	0	0	0	4	2	0	0	0	0	0	0	2	38	2	0	0	0	0	0	40	0	0	0	0	0	0	0	0	22	7	0	0	0	0	0	29	3	1	0	0	0	0	0	4	79
17:15	4	0	0	0	0	0	0	4	0	0	0	0	0	0	0	0	31	3	0	0	0	0	0	34	0	0	0	0	0	0	0	0	23	4	2	0	0	0	0	29	4	1	0	0	0	0	0	5	72
17:30	0	0	1	0	0	0	0	1	1	0	0	0	0	0	0	1	16	1	0	0	0	0	0	17	0	0	0	0	0	0	0	0	27	1	0	0	0	0	0	28	2	0	0	0	0	0	0	2	49
17:45	1	0	0	0	0	0	0	1	1	0	0	0	0	0	0	1	14	2	0	0	0	0	0	16	0	0	0	0	0	0	0	0	24	1	1	0	0	0	0	26	1	0	0	0	0	0	0	1	45
1 Hr	8	1	1	0	0	0	0	10	4	0	0	0	0	0	0	4	99	8	0	0	0	0	0	107	0	0	0	0	0	0	0	0	96	13	3	0	0	0	0	112	10	2	0	0	0	0	0	12	245
18:00	4	0	0	0	0	0	0	4	0	0	0	0	0	0	0	0	11	1	0	0	0	0	0	12	0	0	0	0	0	0	0	0	16	1	0	0	0	0	0	17	2	0	1	0	0	0	0	3	36
18:15	0	0	0	0	0	0	0	0	0	0	0	0	0	0	0	0	10	0	0	0	0	0	0	10	0	0	0	0	0	0	0	0	14	0	0	0	0	0	0	14	1	0	0	0	0	0	0	1	25
18:30	0	0	0	0	0	0	0	0	1	0	0	0	0	0	0	1	11	2	0	0	0	0	0	13	0	0	0	0	0	0	0	0	13	0	0	0	0	0	0	13	0	0	0	0	0	0	0	0	27
18:45	2	0	0	0	0	0	0	2	0	0	0	0	0	0	0	0	9	0	0	0	0	0	0	9	0	0	0	0	0	0	0	0	12	0	0	0	0	0	0	12	1	0	0	0	0	0	0	1	24
1 Hr	6	0	0	0	0	0	0	6	1	0	0	0	0	0	0	1	41	3	0	0	0	0	0	44	0	0	0	0	0	0	0	0	55	1	0	0	0	0	0	56	4	0	1	0	0	0	0	5	112
Total	73	13	4	2	0	0	0	92	12	2	1	2	0	1	0	18	636	83	11	0	0	1	0	731	2	0	0	0	0	1	0	3	938	129	16	6	0	0	0	1089	78	14	3	0	0	0	0	95	2028

Sky High
Count On Us

Client: 0
Project: LON-1427 M2 Jct5
Site: 1
Date: 11/03/2015

Entry : Arm E

	Destination : Arm A								Destination : Arm B								Destination : Arm C								Destination : Arm D								Destination : Arm E								Destination : Arm F								Arm
	CAR	LGV	OGV1	OGV2	PSV	MC	PC	Total	CAR	LGV	OGV1	OGV2	PSV	MC	PC	Total	CAR	LGV	OGV1	OGV2	PSV	MC	PC	Total	CAR	LGV	OGV1	OGV2	PSV	MC	PC	Total	CAR	LGV	OGV1	OGV2	PSV	MC	PC	Total	CAR	LGV	OGV1	OGV2	PSV	MC	PC	Total	
07:00	139	36	10	8	0	1	0	194	1	2	0	0	1	0	0	4	0	0	1	0	0	0	0	1	1	0	1	1	0	0	0	3	1	0	0	0	0	0	0	1	84	30	12	6	0	0	0	132	335
07:15	155	51	15	11	0	0	0	232	0	2	0	0	0	0	0	2	1	0	4	0	0	0	0	5	10	2	1	0	0	0	0	13	0	0	0	0	0	0	0	0	109	31	11	8	0	0	0	159	411
07:30	182	44	9	15	0	2	0	252	2	0	1	0	0	0	0	3	0	0	0	0	0	0	0	0	10	2	0	0	0	0	0	12	2	0	1	1	0	0	0	4	107	30	12	5	0	0	0	154	425
07:45	171	36	5	10	0	0	0	222	3	0	0	0	0	0	0	3	10	8	0	3	0	0	0	21	18	4	1	0	0	0	0	23	1	0	0	0	0	0	0	1	126	21	10	10	0	0	0	167	437
1 Hr	647	167	39	44	0	3	0	900	6	4	1	0	1	0	0	12	11	8	5	3	0	0	0	27	39	8	3	1	0	0	0	51	4	0	1	1	0	0	0	6	426	112	45	29	0	0	0	612	1608
08:00	154	26	13	19	0	1	0	213	6	0	1	0	2	0	0	9	0	4	0	0	0	1	0	5	20	1	0	0	0	0	0	21	0	1	1	0	0	0	0	2	128	31	20	4	0	4	0	187	437
08:15	147	30	7	8	0	1	0	193	3	0	0	0	0	0	0	3	0	8	0	0	0	0	0	8	25	1	0	0	0	0	0	26	1	1	0	2	0	0	0	4	112	29	7	3	0	1	0	152	386
08:30	120	22	7	14	0	0	0	163	8	0	0	0	0	0	0	8	2	9	4	3	0	0	0	18	28	0	0	0	0	0	0	28	1	1	1	1	0	0	0	4	112	28	12	4	0	0	0	156	377
08:45	132	24	10	10	0	1	0	177	6	0	0	0	0	0	0	6	18	4	8	0	0	0	0	30	23	0	0	1	0	0	0	24	1	0	1	0	0	0	0	2	107	20	8	3	0	0	0	138	377
1 Hr	553	102	37	51	0	3	0	746	23	0	1	0	2	0	0	26	20	25	12	3	0	1	0	61	96	2	0	1	0	0	0	99	3	3	3	3	0	0	0	12	459	108	47	14	0	5	0	633	1577
09:00	87	35	8	11	0	0	0	141	4	0	1	0	1	0	0	6	14	4	6	0	1	0	0	25	8	1	0	0	0	0	0	9	5	0	1	0	0	0	0	6	91	25	12	4	0	0	0	132	319
09:15	85	19	10	20	0	0	0	134	6	0	0	0	0	0	0	6	10	6	0	0	0	0	0	16	8	0	0	0	0	1	0	9	1	1	0	1	0	0	0	3	94	28	9	3	0	1	0	135	303
09:30	104	21	9	18	0	0	0	152	0	0	0	0	1	0	0	1	0	2	3	0	0	0	0	5	12	0	0	0	0	0	0	12	0	2	0	2	0	0	0	4	93	10	8	4	0	1	0	116	290
09:45	104	27	17	21	0	0	0	169	9	0	0	0	0	0	0	9	0	0	0	0	0	0	0	0	6	2	0	0	0	0	0	8	1	0	0	0	0	0	0	1	99	23	11	10	0	0	0	143	330
1 Hr	380	102	44	70	0	0	0	596	19	0	1	0	2	0	0	22	24	12	9	0	1	0	0	46	34	3	0	0	0	1	0	38	7	3	1	3	0	0	0	14	377	86	40	21	0	2	0	526	1242
10:00	92	21	12	17	1	0	0	143	0	0	0	0	1	0	0	1	2	10	5	2	0	0	0	19	5	1	0	0	0	0	0	6	0	0	0	0	0	0	0	0	84	9	10	7	0	0	0	110	279
10:15	82	30	13	9	0	0	0	134	0	0	0	0	0	0	0	0	15	7	0	0	0	3	0	25	6	3	0	0	0	0	0	9	0	0	0	0	0	0	0	0	90	13	6	6	0	0	0	115	283
10:30	90	25	14	12	1	0	0	142	3	0	0	0	1	0	0	4	8	0	4	1	0	0	0	13	5	0	0	1	0	0	0	6	0	0	1	0	0	0	0	1	82	16	9	9	0	0	0	116	282
10:45	97	22	11	9	0	0	0	139	2	0	1	0	0	0	0	3	4	0	5	0	0	0	0	9	3	1	0	0	0	0	0	4	0	0	0	0	0	0	0	0	103	8	6	8	0	0	0	125	280
1 Hr	361	98	50	47	2	0	0	558	5	0	1	0	2	0	0	8	29	17	14	3	0	3	0	66	19	5	0	1	0	0	0	25	0	0	1	0	0	0	0	1	359	46	31	30	0	0	0	466	1124
11:00	81	7	16	16	0	2	0	122	5	0	0	0	1	0	0	6	14	4	4	1	0	0	0	23	4	0	1	0	0	0	0	5	0	0	0	0	0	0	0	0	68	16	4	7	1	1	0	97	253
11:15	87	27	11	19	1	0	0	145	3	1	0	0	0	0	0	4	19	1	4	3	0	0	0	27	4	1	0	0	0	0	0	5	0	0	0	1	0	0	0	1	83	17	9	9	0	0	0	118	300
11:30	99	27	16	17	0	0	0	159	5	0	0	0	1	0	0	6	4	0	0	0	0	0	0	4	3	1	0	0	0	0	0	4	1	0	1	1	0	0	0	3	77	12	10	10	1	2	0	112	288
11:45	90	24	22	24	0	0	0	160	3	0	0	0	0	0	0	3	11	5	0	0	0	0	0	16	8	1	0	0	0	0	0	9	0	0	0	1	0	0	0	1	71	13	10	6	0	0	0	100	289
1 Hr	357	85	65	76	1	2	0	586	16	1	0	0	2	0	0	19	48	10	8	4	0	0	0	70	19	3	1	0	0	0	0	23	1	0	1	3	0	0	0	5	299	58	33	32	2	3	0	427	1130
12:00	92	23	17	10	0	1	0	143	4	0	0	0	1	0	0	5	11	2	0	5	0	0	0	18	4	2	1	0	0	0	0	7	0	0	0	0	0	0	0	0	60	19	6	5	0	0	0	90	263
12:15	103	23	16	19	0	0	0	161	7	0	0	0	0	0	0	7	4	4	1	0	0	0	0	9	3	3	0	0	0	0	0	6	0	0	0	0	0	0	0	0	78	17	12	5	0	1	0	113	296
12:30	107	25	15	21	0	2	0	170	2	0	0	0	1	0	0	3	10	2	4	1	0	0	0	17	5	0	0	0	0	0	0	5	0	1	5	0	0	0	0	6	85	13	4	8	0	0	0	110	311
12:45	119	32	11	19	2	0	0	183	3	0	0	0	0	0	0	3	13	5	3	2	0	0	0	23	11	1	1	0	0	0	0	13	0	0	0	0	0	0	0	0	85	16	11	8	0	1	0	121	343
1 Hr	421	103	59	69	2	3	0	657	16	0	0	0	2	0	0	18	38	13	8	8	0	0	0	67	23	6	2	0	0	0	0	31	0	1	5	0	0	0	0	6	308	65	33	26	0	2	0	434	1213
13:00	89	26	8	27	0	1	0	151	6	0	0	1	1	0	0	8	6	0	3	0	0	0	0	9	2	0	0	0	0	0	0	2	5	2	1	0	0	0	0	8	83	12	4	10	0	1	0	110	288
13:15	140	17	21	13	1	0	0	192	0	1	0	0	0	0	0	1	10	2	4	1	0	0	0	17	3	3	0	0	0	0	0	6	0	1	0	0	0	0	0	1	83	21	6	3	1	0	0	114	331
13:30	107	19	11	19	0	0	0	156	5	0	0	0	1	0	0	6	3	0	2	4	0	0	0	9	4	3	0	0	0	0	0	7	2	0	0	0	0	0	0	2	82	18	4	8	0	0	0	112	292
13:45	101	30	15	26	0	0	0	172	4	1	1	0	0	0	0	6	10	5	3	2	0	0	0	20	5	1	0	0	0	0	0	6	2	1	1	0	0	0	0	4	81	13	7	9	1	0	0	111	319
1 Hr	437	92	55	85	1	1	0	671	15	2	1	1	2	0	0	21	29	7	12	7	0	0	0	55	14	7	0	0	0	0	0	21	9	4	2	0	0	0	0	15	329	64	21	30	2	1	0	447	1230
14:00	124	23	11	18	0	0	0	176	6	0	0	0	1	0	0	7	2	6	4	4	0	0	0	16	4	0	1	0	0	0	0	5	5	0	0	1	0	0	0	6	78	20	7	14	1	0	0	120	330
14:15	137	30	19	22	0	1	0	209	5	1	0	0	0	0	0	6	4	0	0	3	0	0	0	7	3	0	1	0	0	0	0	4	8	0	1	0	0	0	0	9	79	23	5	6	2	0	0	115	350
14:30	128	37	22	23	0	1	0	211	6	1	0	0	1	0	0	8	19	5	0	2	0	0	0	26	5	0	0	0	0	0	0	5	4	2	0	2	0	0	0	8	73	23	8	9	0	0	0	113	371
14:45	158	36	15	21	0	2	0	232	10	0	0	0	0	0	0	10	3	5	6	0	0	0	0	14	5	0	1	0	0	0	0	6	2	0	2	0	0	0	0	4	79	27	6	9	1	0	0	122	388
1 Hr	547	126	67	84	0	4	0	828	27	2	0	0	2	0	0	31	28	16	10	9	0	0	0	63	17	0	3	0	0	0	0	20	19	2	3	3	0	0	0	27	309	93	26	38	4	0	0	470	1439
15:00	129	43	20	25	0	0	0	217	3	1	0	0	2	0	0	6	2	5	5	0	0	0	0	12	5	1	0	0	0	0	0	6	1	1	1	1	0	0	0	4	95	28	8	12	1	0	0	144	389
15:15	156	48	18	21	0	0	0	243	8	0	0	0	0	0	0	8	19	2	0	0	0	0	0	21	11	3	0	0	0	0	0	14	0	0	0	0	0	0	0	0	102	36	11	9	1	0	0	159	445
15:30	162	43	7	26	0	0	0	238	4	2	0	0	0	0	0	6	8	6	2	0	0	0	0	16	12	0	0	0	0	0	0	12	0	1	2	0	0	0	0	3	100	35	5	8	0	1	0	149	424
15:45	182	44	16	17	0	1	0	260	7	5	0	0	1	0	0	13	0	5	2	1	0	0	0	8	12	3	0	0	0	0	0	15	0	0	1	0	0	0	0	1	112	28	10	9	0	0	0	159	456
1 Hr	629	178	61	89	0	1	0	958	22	8	0	0	3	0	0	33	29	18	9	1	0	0	0	57	40	7	0	0	0	0	0	47	1	2	4	1	0	0	0	8	409	127	34	38	2	1	0	611	1714
16:00	168	54	20	22	1	1	0	266	8	2	2	0	0	0	0	12	20	1	6	0	0	0	0	27	14	1	0	1	0	0	0	16	0	0	11	0	0	0	0	11	133	30	13	8	1	1	0	186	518
16:15	232	54	9	20	0	0	0	315	16	7	0	0	0	0	0	23	15	4	0	0	0	0	0	19	12	3	0	0	0	0	0	15	0	0	0	1	0	0	0	1	145	34	5	4	0	0	0	188	561
16:30	238	68	12	12	0	2	0	332	11	5	2	0	1	0	0	19	13	3	0	3	0	0	0	19	14	3	1	0	0	0	0	18	0	0	1	0	0	0	0	1	177	42	3	15	0	1	0	238	627
16:45	233	56	7	13	0	1	0	310	23	10	2	0	2	0	0	37	14	9	2	0	0	0	0	25	12	3	0	0	0	1	0	16	0	0	2	1	0	0	0	3	155	43	4	11	0	1	0	214	605
1 Hr	871	232	48	67	1	4	0	1223	58	24	6	0	3	0	0	91	62	17	8	3	0	0	0	90	52	10	1	1	0	1	0	65	0	0	14	2	0	0	0	16	610	149	25	38	1	3	0	826	2311
17:00	244	76	4	19	0	2	0	345	22	4	1	0	0	0	0	27	0	2	1	0	0	0	0	3	10	3	0	1	0	1	0	15	0	0	1	0	0	0	0	1	198	41	2	4	1	0	0	246	637
17:15	271	68	10	17	1	1	0	368	35	4	0	0	1	0	0	40	0	5	8	1	0	0	0	14	14	3	0	0	0	0	0	17	1	0	0	0	0	0	0	1	194	38	4	1	2	2	0	241	681
17:30	295	64	7	6	0	2	0	374	41	6	0	0	0	0	0	47	21	9	1	1	0	0	0	32	12	1	0	0	0	0	0	13	0	0	0	0	0	0	0	0	209	35	4	5	1	0	0	254	720
17:45	318	70	8	10	0	0	0	406	26	6	1	0	0	0	0	33	16	6	3	0	0	0	0	25	11	4	0	0	0	0	0	15	0	0	0	0	0	0	0	0	207	10	5	4	2	1	0	229	708
1 Hr	1128	278	29	52	1	5	0	1493	124	20	2	0	1	0	0	147	37	22	13	2	0	0	0	74	47	11	0	1	0	1	0	60	1	0	1	0	0	0	0	2	808	124	15	14	6	3	0	970	2746
18:00	245	32	6	15	0	3	0	301	19	3	0	0	1	0	0	23	27	2	0	0	0	0	0	29	14	4	0	0	0	0	0	18	1	0	0	0	0	0	0	1	193	20	6	5	1	0	0	225	597
18:15	240	25	4	11	0	5	0	285	8	4	0	0	0	0	0	12	22	2	0	2	0	0	0	26	8	0	0	0	0	0	0	8	8	1	0	0	0	0	0	9	193	16	4	5	0	2	0	220	560
18:30	219	28	3	9	0	2	0	261	11	2	0	0	1	0	0	14	11	0	0	2	0	0	0	13	14	0	0	0	0	0	0	14	0	0	1	1	0	0	0	2	136	16	3	4	0	1	0	160	464
18:45	116	26	7	9	2	0	0	160	7	1	0	0	0	0	0	8	6	6	1	1	0	0	0	14	10	1	1	0	0	0	0	12	0	0	0	0	0	0	0	0	137	13	3	6	0	2	0	161	355
1 Hr	820	111	20	44	2	10	0	1007	45	10	0	0	2	0	0	57	66	10	1	5	0	0	0	82	46	5	1	0	0	0	0	52	9	1	1	1	0	0	0	12	659	65	16	20	1	5	0	766	1976
Total	7151	1674	574	778	10	36	0	10223	376	71	13	1	24	0	0	485	421	175	109	48	1	4	0	758	446	67	11	5	0	3	0	532	54	16	37	17	0	0	0	124	5352	1097	366	330	18	25	0	7188	19310

Sky High
Count On Us

Client: 0
Project: LON-1427 M2 Jct5
Site: 1
Date: 11/03/2015

Entry : Arm F

	Destination : Arm A								Destination : Arm B								Destination : Arm C								Destination : Arm D								Destination : Arm E								Destination : Arm F								Arm
	CAR	LGV	OGV1	OGV2	PSV	MC	PC	Total	CAR	LGV	OGV1	OGV2	PSV	MC	PC	Total	CAR	LGV	OGV1	OGV2	PSV	MC	PC	Total	CAR	LGV	OGV1	OGV2	PSV	MC	PC	Total	CAR	LGV	OGV1	OGV2	PSV	MC	PC	Total	CAR	LGV	OGV1	OGV2	PSV	MC	PC	Total	
07:00	131	39	11	26	0	1	0	208	4	0	0	0	0	0	0	4	9	5	0	2	0	0	0	16	2	0	0	0	0	0	0	2	2	2	1	2	0	0	0	7	0	0	0	0	0	0	0	0	237
07:15	193	42	11	18	0	1	0	265	5	0	0	0	0	0	0	5	2	4	0	0	0	0	0	6	4	2	0	0	0	0	0	6	13	3	7	1	0	0	0	24	0	0	0	0	0	0	0	0	306
07:30	231	59	11	23	0	0	0	324	10	0	0	0	0	0	0	10	11	0	0	0	0	0	0	11	10	3	0	0	0	0	0	13	16	6	1	1	0	0	0	24	0	0	0	0	0	0	0	0	382
07:45	220	54	14	24	0	2	0	314	2	1	0	0	0	1	0	4	2	0	0	0	0	0	0	2	19	3	0	0	0	0	0	22	29	1	0	2	0	0	0	32	0	0	0	0	0	0	0	0	374
1 Hr	775	194	47	91	0	4	0	1111	21	1	0	0	0	1	0	23	24	9	0	2	0	0	0	35	35	8	0	0	0	0	0	43	60	12	9	6	0	0	0	87	0	0	0	0	0	0	0	0	1299
08:00	221	46	12	24	0	1	0	304	7	0	0	0	0	0	0	7	0	0	1	0	0	0	0	1	17	0	0	0	0	0	0	17	13	4	0	0	0	0	0	17	0	0	0	0	0	0	0	0	346
08:15	196	44	18	19	0	0	0	277	6	1	0	0	0	0	0	7	9	0	0	0	0	0	0	9	18	2	0	0	0	0	0	20	19	4	1	0	0	0	0	24	0	0	0	0	0	0	0	0	337
08:30	160	32	19	20	0	2	0	233	3	1	0	0	0	0	0	4	2	0	0	0	0	0	0	2	20	3	0	0	0	0	0	23	23	5	2	0	0	0	0	30	0	0	0	0	0	0	0	0	292
08:45	170	35	17	23	0	1	0	246	2	0	0	0	0	0	0	2	0	0	0	0	0	0	0	0	14	1	0	0	0	0	0	15	21	4	4	0	0	0	0	29	0	0	0	0	0	0	0	0	292
1 Hr	747	157	66	86	0	4	0	1060	18	2	0	0	0	0	0	20	11	0	1	0	0	0	0	12	69	6	0	0	0	0	0	75	76	17	7	0	0	0	0	100	0	0	0	0	0	0	0	0	1267
09:00	162	35	15	14	0	1	0	227	5	1	1	0	0	0	0	7	0	0	0	0	0	0	0	0	8	3	0	0	0	0	0	11	14	3	0	1	0	0	0	18	0	0	0	0	0	0	0	0	263
09:15	111	36	11	28	0	0	0	186	2	1	0	0	0	0	0	3	1	0	0	1	0	0	0	2	4	0	0	0	0	0	0	4	7	3	1	0	0	0	0	11	0	0	0	0	0	0	0	0	206
09:30	113	22	14	25	0	1	0	175	5	1	0	0	0	0	0	6	10	2	0	0	0	0	0	12	7	1	1	0	0	0	0	9	4	1	2	0	0	0	0	7	0	0	0	0	0	0	0	0	209
09:45	104	29	21	18	0	1	0	173	4	0	0	0	0	0	0	4	0	0	0	0	0	0	0	0	5	1	0	0	0	0	0	6	14	4	2	0	0	0	0	20	0	0	0	0	0	0	0	0	203
1 Hr	490	122	61	85	0	3	0	761	16	3	1	0	0	0	0	20	11	2	0	1	0	0	0	14	24	5	1	0	0	0	0	30	39	11	5	1	0	0	0	56	0	0	0	0	0	0	0	0	881
10:00	83	32	9	20	0	0	0	144	4	0	0	0	0	0	0	4	2	2	0	0	0	0	0	4	4	1	0	0	0	0	0	5	10	6	1	0	0	0	0	17	0	0	0	0	0	0	0	0	174
10:15	100	24	16	22	0	0	0	162	3	1	0	0	0	0	0	4	2	0	2	0	0	0	0	4	2	0	0	0	0	0	0	2	20	5	0	0	0	1	0	26	0	0	0	0	0	0	0	0	198
10:30	102	30	14	16	0	0	0	162	4	1	0	0	0	0	0	5	1	0	1	0	0	0	0	2	4	2	0	0	0	0	0	6	14	0	1	0	0	0	0	15	0	0	0	0	0	0	0	0	190
10:45	90	27	11	14	0	0	0	142	2	1	0	0	0	0	0	3	0	0	0	0	0	0	0	0	2	1	0	0	0	0	0	3	10	0	1	1	0	0	0	12	0	0	0	0	0	0	0	0	160
1 Hr	375	113	50	72	0	0	0	610	13	3	0	0	0	0	0	16	5	2	3	0	0	0	0	10	12	4	0	0	0	0	0	16	54	11	3	1	0	1	0	70	0	0	0	0	0	0	0	0	722
11:00	99	31	13	21	0	1	0	165	6	0	0	0	0	0	0	6	2	0	1	0	0	1	0	4	7	2	1	0	0	0	0	10	9	0	1	0	0	0	0	10	0	0	0	0	0	0	0	0	195
11:15	116	28	12	22	0	0	0	178	6	0	0	0	0	0	0	6	0	0	0	0	0	0	0	0	7	1	0	0	0	0	0	8	17	2	0	1	0	0	0	20	0	0	0	0	0	0	0	0	212
11:30	103	37	14	17	0	1	0	172	6	2	0	0	0	0	0	8	0	0	0	0	0	0	0	0	8	0	0	0	0	0	0	8	10	3	2	1	0	0	0	16	0	0	1	0	0	0	0	1	205
11:45	111	32	6	28	0	0	0	177	1	1	0	0	0	0	0	2	1	0	0	0	0	0	0	1	4	3	1	0	0	0	0	8	9	3	3	1	0	0	0	16	0	0	0	0	0	0	0	0	204
1 Hr	429	128	45	88	0	2	0	692	19	3	0	0	0	0	0	22	3	0	1	0	0	1	0	5	26	6	2	0	0	0	0	34	45	8	6	3	0	0	0	62	0	0	1	0	0	0	0	1	816
12:00	81	31	14	28	0	1	0	155	9	0	0	0	0	0	0	9	1	0	0	0	0	0	0	1	8	2	0	0	0	0	0	10	11	1	1	0	0	0	0	13	0	0	0	0	0	0	0	0	188
12:15	117	29	15	30	0	1	0	192	4	1	0	0	0	0	0	5	0	1	0	0	0	0	0	1	3	0	0	0	0	0	0	3	14	4	2	0	0	0	0	20	0	0	0	0	0	0	0	0	221
12:30	112	30	13	20	0	1	0	176	0	2	0	0	0	0	0	2	0	0	0	0	0	0	0	0	10	2	1	0	0	0	0	13	6	1	0	2	0	0	0	9	0	0	0	0	0	0	0	0	200
12:45	130	29	16	27	1	1	0	204	3	2	0	0	0	0	0	5	3	0	0	1	0	0	0	4	5	1	0	0	0	0	0	6	24	4	1	1	0	0	0	30	0	0	0	0	0	0	0	0	249
1 Hr	440	119	58	105	1	4	0	727	16	5	0	0	0	0	0	21	4	1	0	1	0	0	0	6	26	5	1	0	0	0	0	32	55	10	4	3	0	0	0	72	0	0	0	0	0	0	0	0	858
13:00	109	21	14	24	0	1	0	169	4	0	0	0	0	0	0	4	6	0	0	0	0	0	0	6	10	1	0	0	0	0	0	11	12	3	3	2	0	0	0	20	1	2	0	0	0	0	0	3	213
13:15	128	20	12	22	0	0	0	182	6	0	0	1	0	0	0	7	2	0	0	0	0	0	0	2	3	0	0	0	0	0	0	3	11	4	1	2	0	0	0	18	0	0	0	0	0	0	0	0	212
13:30	100	20	12	26	0	0	0	158	1	0	1	0	0	0	0	2	1	0	0	0	0	0	0	1	6	2	0	0	0	0	0	8	11	2	0	5	0	0	0	18	0	0	0	0	0	0	0	0	187
13:45	128	32	17	23	0	0	0	200	4	1	0	0	0	0	0	5	2	0	0	0	0	0	0	2	3	2	1	0	0	0	0	6	12	0	1	4	0	0	0	17	1	0	0	0	0	0	0	1	231
1 Hr	465	93	55	95	0	1	0	709	15	1	1	1	0	0	0	18	11	0	0	0	0	0	0	11	22	5	1	0	0	0	0	28	46	9	5	13	0	0	0	73	2	2	0	0	0	0	0	4	843
14:00	120	31	12	36	0	2	0	201	2	1	0	0	0	0	0	3	3	0	1	0	0	0	0	4	6	3	0	1	0	0	0	10	5	0	0	2	0	0	0	7	0	0	0	0	0	0	0	0	225
14:15	154	29	13	30	0	0	0	226	2	1	0	0	0	0	0	3	1	2	0	0	0	0	0	3	6	2	0	0	0	0	0	8	11	2	2	5	0	0	0	20	0	0	0	0	0	0	0	0	260
14:30	165	32	13	28	0	1	0	239	8	0	0	0	0	0	0	8	10	0	0	0	0	0	0	10	7	1	0	0	0	0	0	8	10	1	0	3	0	0	0	14	0	0	0	0	0	0	0	0	279
14:45	160	45	14	23	0	1	0	243	9	1	1	0	0	0	0	11	1	0	0	0	0	0	0	1	6	1	0	0	0	0	0	7	9	0	3	0	0	0	0	12	0	0	0	0	0	0	0	0	274
1 Hr	599	137	52	117	0	4	0	909	21	3	1	0	0	0	0	25	15	2	1	0	0	0	0	18	25	7	0	1	0	0	0	33	35	3	5	10	0	0	0	53	0	0	0	0	0	0	0	0	1038
15:00	142	31	21	18	0	0	0	212	9	2	0	0	0	0	0	11	2	0	0	1	0	0	0	3	6	1	0	0	0	0	0	7	14	2	2	0	0	0	0	18	0	0	0	0	0	0	0	0	251
15:15	178	47	13	25	1	2	0	266	4	0	1	0	0	0	0	5	0	0	0	0	0	0	0	0	5	1	1	0	0	0	0	7	15	3	1	0	0	0	0	19	0	0	0	0	0	0	0	0	297
15:30	170	43	15	27	0	1	0	256	5	3	1	0	0	0	0	9	1	0	0	0	0	0	0	1	5	2	0	0	0	0	0	7	18	2	0	2	0	0	0	22	0	0	0	0	0	0	0	0	295
15:45	208	50	10	22	0	1	0	291	8	2	0	0	0	0	0	10	9	2	0	1	0	0	0	12	10	1	0	0	0	0	0	11	12	2	0	0	0	0	0	14	0	0	0	0	0	0	0	0	338
1 Hr	698	171	59	92	1	4	0	1025	26	7	2	0	0	0	0	35	12	2	0	2	0	0	0	16	26	5	1	0	0	0	0	32	59	9	3	2	0	0	0	73	0	0	0	0	0	0	0	0	1181
16:00	180	46	18	36	0	1	0	281	5	2	1	0	0	0	0	8	5	1	0	1	0	0	0	7	10	0	0	0	0	0	0	10	20	1	1	1	0	0	0	23	0	0	0	0	0	0	0	0	329
16:15	252	66	13	22	0	0	0	353	8	2	0	0	0	0	0	10	6	0	0	1	0	0	0	7	9	1	0	0	0	0	0	10	8	4	3	0	0	0	0	15	0	0	0	0	0	0	0	0	395
16:30	265	68	8	18	0	3	0	362	4	1	0	0	0	0	0	5	16	0	1	2	0	0	0	19	5	1	0	0	0	0	0	6	19	7	1	2	0	0	0	29	0	0	0	0	0	0	0	0	421
16:45	265	50	10	20	0	5	0	350	8	3	0	0	0	0	0	11	5	1	0	1	0	0	0	7	18	0	0	0	0	0	0	18	8	5	2	0	0	0	0	15	0	0	0	0	0	0	0	0	401
1 Hr	962	230	49	96	0	9	0	1346	25	8	1	0	0	0	0	34	32	2	1	5	0	0	0	40	42	2	0	0	0	0	0	44	55	17	7	3	0	0	0	82	0	0	0	0	0	0	0	0	1546
17:00	263	64	9	14	0	1	0	351	4	2	0	0	0	0	0	6	16	2	0	0	0	0	0	18	9	1	0	0	0	0	0	10	6	4	1	1	1	0	0	13	0	0	0	0	0	0	0	0	398
17:15	313	51	5	7	0	0	0	376	9	7	1	0	0	0	0	17	6	0	0	0	0	0	0	6	18	1	1	0	0	0	0	20	18	1	1	0	0	0	0	20	0	0	0	0	0	0	0	0	439
17:30	302	56	5	10	0	3	0	376	5	1	0	0	0	0	0	6	10	0	0	1	0	0	0	11	7	0	1	0	0	0	0	8	18	2	0	0	0	0	0	20	0	0	0	0	0	0	0	0	421
17:45	320	60	4	18	0	3	0	405	4	2	1	0	0	0	0	7	9	1	0	0	0	0	0	10	14	1	0	0	0	0	0	15	7	5	0	0	0	0	0	12	0	0	0	0	0	0	0	0	449
1 Hr	1198	231	23	49	0	7	0	1508	22	12	2	0	0	0	0	36	41	3	0	1	0	0	0	45	48	3	2	0	0	0	0	53	49	12	2	1	1	0	0	65	0	0	0	0	0	0	0	0	1707
18:00	254	40	2	18	1	1	0	316	5	3	0	0	0	0	0	8	4	0	0	0	0	0	0	4	9	1	0	0	0	0	0	10	16	0	0	1	0	0	0	17	0	0	0	0	0	0	0	0	355
18:15	234	25	6	17	2	0	0	284	7	0	0	0	0	0	0	7	6	0	0	1	0	0	0	7	6	0	0	0	0	0	0	6	14	1	0	1	0	0	0	16	0	0	0	0	0	0	0	0	320
18:30	215	16	4	5	2	3	0	245	7	0	0	0	0	0	0	7	3	0	0	3	0	0	0	6	7	1	0	0	0	0	0	8	15	3	1	2	0	0	0	21	0	0	0	0	0	0	0	0	287
18:45	190	29	2	14	3	2	0	240	5	1	0	0	0	0	0	6	2	0	0	0	0	0	0	2	5	1	0	0	0	0	0	6	18	1	0	0	0	0	0	19	0	0	0	0	0	0	0	0	273
1 Hr	893	110	14	54	8	6	0	1085	24	4	0	0	0	0	0	28	15	0	0	4	0	0	0	19	27	3	0	0	0	0	0	30	63	5	1	4	0	0	0	73	0	0	0	0	0	0	0	0	1235
Total	8071	1805	579	1030	10	48	0	11543	236	52	8	1	0	1	0	298	184	23	7	16	0	1	0	231	382	59	8	1	0	0	0	450	636	124	57	47	1	1	0	866	2	2	1	0	0	0	0	5	13393

Sky High
Count On Us

Client: 0
Project: LON-1427 M2 Jct5
Site: 1
Date: 11/03/2015

ORIGIN SUMMARY

	Origin : Arm A								Origin : Arm B								Origin : Arm C								Origin : Arm D								Origin : Arm E								Origin : Arm F								Origin
	CAR	LGV	OGV1	OGV2	PSV	MC	PC	Total	CAR	LGV	OGV1	OGV2	PSV	MC	PC	Total	CAR	LGV	OGV1	OGV2	PSV	MC	PC	Total	CAR	LGV	OGV1	OGV2	PSV	MC	PC	Total	CAR	LGV	OGV1	OGV2	PSV	MC	PC	Total	CAR	LGV	OGV1	OGV2	PSV	MC	PC	Total	
07:00	379	90	35	38	1	4	0	547	72	18	2	1	2	0	0	95	198	45	6	9	0	0	0	258	71	14	1	0	0	0	0	86	226	68	24	15	1	1	0	335	148	46	12	30	0	1	0	237	1558
07:15	391	113	13	32	2	5	0	556	71	12	0	0	0	0	0	83	228	53	8	7	0	3	0	299	98	23	2	0	0	0	0	123	275	86	31	19	0	0	0	411	217	51	18	19	0	1	0	306	1778
07:30	353	81	23	34	1	2	0	494	87	19	1	0	0	1	0	108	280	43	7	9	0	0	0	339	97	16	0	0	0	0	0	113	303	76	23	21	0	2	0	425	278	68	12	24	0	0	0	382	1861
07:45	348	85	16	44	0	1	0	494	67	6	0	1	1	0	0	75	243	44	7	7	0	0	0	301	93	14	0	0	0	0	0	107	329	69	16	23	0	0	0	437	272	59	14	26	0	3	0	374	1788
1 Hr	1471	369	87	148	4	12	0	2091	297	55	3	2	3	1	0	361	949	185	28	32	0	3	0	1197	359	67	3	0	0	0	0	429	1133	299	94	78	1	3	0	1608	915	224	56	99	0	5	0	1299	6985
08:00	392	63	30	36	0	3	0	524	48	7	3	1	0	0	0	59	227	36	5	8	1	1	0	278	100	10	0	0	0	0	0	110	308	63	35	23	2	6	0	437	258	50	13	24	0	1	0	346	1754
08:15	340	82	19	45	0	2	0	488	38	3	0	0	1	0	0	42	175	24	10	9	1	2	0	221	87	7	1	2	0	0	0	97	288	69	14	13	0	2	0	386	248	51	19	19	0	0	0	337	1571
08:30	303	64	29	45	1	7	0	449	49	8	0	1	0	0	1	59	234	31	8	9	0	0	0	282	64	5	0	0	0	1	0	70	271	60	24	22	0	0	0	377	208	41	21	20	0	2	0	292	1529
08:45	361	79	32	31	0	3	0	506	35	3	0	0	0	0	0	38	166	31	5	10	0	0	0	212	44	5	1	1	0	0	0	51	287	48	27	14	0	1	0	377	207	40	21	23	0	1	0	292	1476
1 Hr	1396	288	110	157	1	15	0	1967	170	21	3	2	1	0	1	198	802	122	28	36	2	3	0	993	295	27	2	3	0	1	0	328	1154	240	100	72	2	9	0	1577	921	182	74	86	0	4	0	1267	6330
09:00	311	61	25	38	1	1	0	437	36	4	1	1	1	0	0	43	181	28	10	10	1	0	0	230	54	2	1	1	0	0	0	58	209	65	28	15	2	0	0	319	189	42	16	15	0	1	0	263	1350
09:15	298	55	24	29	0	0	0	406	15	7	1	0	0	0	0	23	154	31	12	9	0	1	0	207	30	3	1	1	0	0	0	35	204	54	19	24	0	2	0	303	125	40	12	29	0	0	0	206	1180
09:30	273	59	28	48	0	1	0	409	18	3	0	1	1	1	0	24	117	23	7	9	0	2	0	158	23	4	0	1	0	0	0	28	209	35	20	24	1	1	0	290	139	27	17	25	0	1	0	209	1118
09:45	203	55	31	41	0	0	0	330	17	1	0	0	0	0	0	18	116	20	18	7	0	0	0	161	21	3	1	0	0	0	0	25	219	52	28	31	0	0	0	330	127	34	23	18	0	1	0	203	1067
1 Hr	1085	230	108	156	1	2	0	1582	86	15	2	2	2	1	0	108	568	102	47	35	1	3	0	756	128	12	3	3	0	0	0	146	841	206	95	94	3	3	0	1242	580	143	68	87	0	3	0	881	4715
10:00	253	47	19	41	1	2	0	363	12	1	2	0	0	0	0	15	118	19	22	12	0	0	0	171	17	2	1	0	0	0	0	20	183	41	27	26	2	0	0	279	103	41	10	20	0	0	0	174	1022
10:15	267	70	26	34	0	0	0	397	14	4	2	0	0	0	0	20	110	23	11	6	1	0	0	151	23	4	0	0	0	0	0	27	193	53	19	15	0	3	0	283	127	30	18	22	0	1	0	198	1076
10:30	233	41	35	36	0	2	0	347	5	2	1	0	1	0	0	9	107	27	10	14	2	0	0	160	20	7	1	0	0	0	0	28	188	41	28	23	2	0	0	282	125	33	16	16	0	0	0	190	1016
10:45	206	55	28	37	4	1	0	331	10	3	2	0	0	0	0	15	98	11	12	9	0	0	0	130	17	1	1	0	0	0	0	19	209	31	23	17	0	0	0	280	104	29	12	15	0	0	0	160	935
1 Hr	959	213	108	148	5	5	0	1438	41	10	7	0	1	0	0	59	433	80	55	41	3	0	0	612	77	14	3	0	0	0	0	94	773	166	97	81	4	3	0	1124	459	133	56	73	0	1	0	722	4049
11:00	207	46	27	34	1	0	0	315	16	2	0	0	1	1	0	20	94	24	11	8	0	1	0	138	25	2	2	0	0	0	0	29	172	27	25	24	2	3	0	253	123	33	16	21	0	2	0	195	950
11:15	238	52	31	38	0	2	0	361	13	2	0	0	1	0	0	16	93	17	11	11	0	0	0	132	16	0	3	0	0	0	0	19	196	47	24	32	1	0	0	300	146	31	12	23	0	0	0	212	1040
11:30	264	53	32	29	1	1	0	380	17	2	0	1	0	0	0	20	96	31	6	6	1	0	0	140	23	3	0	1	0	0	0	27	189	40	27	28	2	2	0	288	127	42	17	18	0	1	0	205	1060
11:45	217	43	31	38	0	7	0	336	11	3	0	0	0	0	0	14	93	26	9	11	0	0	0	139	17	1	1	0	0	0	0	19	183	43	32	31	0	0	0	289	126	39	10	29	0	0	0	204	1001
1 Hr	926	194	121	139	2	10	0	1392	57	9	0	1	2	1	0	70	376	98	37	36	1	1	0	549	81	6	6	1	0	0	0	94	740	157	108	115	5	5	0	1130	522	145	55	91	0	3	0	816	4051
12:00	218	62	33	50	1	2	0	366	10	2	0	0	1	0	0	13	89	17	7	10	0	0	0	123	14	6	1	0	0	0	0	21	171	46	24	20	1	1	0	263	110	34	15	28	0	1	0	188	974
12:15	242	44	28	40	1	0	0	355	6	4	1	0	0	0	0	11	99	29	19	7	0	0	0	154	22	2	0	0	0	0	0	24	195	47	29	24	0	1	0	296	138	35	17	30	0	1	0	221	1061
12:30	251	49	20	35	0	3	0	358	18	1	0	0	1	0	0	20	107	24	13	6	1	0	0	151	29	4	1	0	0	0	0	34	209	41	28	30	1	2	0	311	128	35	14	22	0	1	0	200	1074
12:45	224	51	35	38	0	0	0	348	9	0	0	1	0	0	0	10	77	25	16	6	1	1	0	126	14	2	1	0	0	0	0	17	231	54	26	29	2	1	0	343	165	36	17	29	1	1	0	249	1093
1 Hr	935	206	116	163	2	5	0	1427	43	7	1	1	2	0	0	54	372	95	55	29	2	1	0	554	79	14	3	0	0	0	0	96	806	188	107	103	4	5	0	1213	541	140	63	109	1	4	0	858	4202
13:00	226	51	24	37	0	2	0	340	19	4	0	0	1	0	0	24	99	21	7	16	0	0	0	143	12	5	0	0	0	0	0	17	191	40	16	38	1	2	0	288	142	27	17	26	0	1	0	213	1025
13:15	238	53	23	39	0	6	0	359	16	3	0	0	0	0	0	19	133	21	15	11	1	0	0	181	24	2	0	1	0	0	0	27	236	45	31	17	2	0	0	331	150	24	13	25	0	0	0	212	1129
13:30	281	48	22	37	0	0	0	388	11	2	0	0	1	0	0	14	117	24	14	2	1	0	0	158	18	3	1	0	0	0	0	22	203	40	17	31	1	0	0	292	119	24	13	31	0	0	0	187	1061
13:45	220	61	35	37	1	3	0	357	11	2	0	1	0	0	0	14	94	22	21	6	0	0	0	143	13	6	1	0	0	0	0	20	203	51	27	37	1	0	0	319	150	35	19	27	0	0	0	231	1084
1 Hr	965	213	104	150	1	11	0	1444	57	11	0	1	2	0	0	71	443	88	57	35	2	0	0	625	67	16	2	1	0	0	0	86	833	176	91	123	5	2	0	1230	561	110	62	109	0	1	0	843	4299
14:00	237	75	30	42	0	0	0	384	13	5	0	2	1	0	0	21	93	26	9	9	0	1	0	138	30	2	0	0	0	0	0	32	219	49	23	37	2	0	0	330	136	35	13	39	0	2	0	225	1130
14:15	263	67	32	56	0	0	0	418	22	4	0	0	0	0	0	26	108	27	24	7	0	1	0	167	24	2	1	1	0	0	0	28	236	54	26	31	2	1	0	350	174	36	15	35	0	0	0	260	1249
14:30	262	69	24	43	1	2	0	401	13	2	1	0	1	0	0	17	114	32	14	6	0	0	0	166	22	6	1	0	0	0	0	29	235	68	30	36	1	1	0	371	200	34	13	31	0	1	0	279	1263
14:45	259	64	38	43	0	2	0	406	7	2	1	0	0	1	0	11	120	22	8	9	0	0	0	159	22	4	0	0	0	0	0	26	257	68	30	30	1	2	0	388	185	47	18	23	0	1	0	274	1264
1 Hr	1021	275	124	184	1	4	0	1609	55	13	2	2	2	1	0	75	435	107	55	31	0	2	0	630	98	14	2	1	0	0	0	115	947	239	109	134	6	4	0	1439	695	152	59	128	0	4	0	1038	4906
15:00	243	68	25	35	0	0	0	371	18	2	1	0	0	0	0	21	105	25	14	9	0	0	0	153	22	4	0	0	0	0	0	26	235	79	34	38	3	0	0	389	173	36	23	19	0	0	0	251	1211
15:15	291	68	25	36	0	0	0	420	18	1	0	0	0	0	0	19	126	35	9	4	0	1	0	175	25	4	1	0	0	0	0	30	296	89	29	30	1	0	0	445	202	51	16	25	1	2	0	297	1386
15:30	276	75	25	42	0	0	0	418	14	1	1	0	1	0	0	17	120	32	17	7	0	0	0	176	22	6	0	0	0	0	0	28	286	87	16	34	0	1	0	424	199	50	16	29	0	1	0	295	1358
15:45	284	63	18	35	0	2	0	402	11	2	0	0	1	0	0	14	128	37	7	5	1	2	0	180	35	4	1	0	0	0	0	40	313	85	29	27	1	1	0	456	247	57	10	23	0	1	0	338	1430
1 Hr	1094	274	93	148	0	2	0	1611	61	6	2	0	2	0	0	71	479	129	47	25	1	3	0	684	104	18	2	0	0	0	0	124	1130	340	108	129	5	2	0	1714	821	194	65	96	1	4	0	1181	5385
16:00	354	105	25	43	0	2	0	529	21	2	0	0	0	0	0	23	141	43	17	11	0	1	0	213	20	6	1	0	0	0	0	27	343	88	52	31	2	2	0	518	220	50	20	38	0	1	0	329	1639
16:15	369	84	15	29	0	1	0	498	26	7	0	0	1	0	0	34	117	31	15	8	0	0	0	171	22	8	2	0	0	0	0	32	420	102	14	25	0	0	0	561	283	73	16	23	0	0	0	395	1691
16:30	364	70	18	34	1	1	0	488	24	5	2	0	0	0	0	31	130	27	6	7	0	0	0	170	36	7	0	1	0	0	0	44	453	121	19	30	1	3	0	627	309	77	10	22	0	3	0	421	1781
16:45	389	81	16	36	0	2	0	524	45	2	1	0	1	0	0	49	116	40	9	7	0	0	0	172	49	4	1	0	0	2	0	56	437	121	17	25	2	3	0	605	304	59	12	21	0	5	0	401	1807
1 Hr	1476	340	74	142	1	6	0	2039	116	16	3	0	2	0	0	137	504	141	47	33	0	1	0	726	127	25	4	1	0	2	0	159	1653	432	102	111	5	8	0	2311	1116	259	58	104	0	9	0	1546	6918
17:00	453	59	17	25	0	2	0	556	32	7	0	0	0	1	0	40	141	38	9	7	0	0	0	195	68	11	0	0	0	0	0	79	474	126	9	24	1	3	0	637	298	73	10	15	1	1	0	398	1905
17:15	416	74	5	29	0	2	0	526	33	8	0	0	1	0	0	42	167	30	8	9	0	0	0	214	62	8	2	0	0	0	0	72	515	118	22	19	4	3	0	681	364	60	8	7	0	0	0	439	1974
17:30	438	50	15	31	0	3	0	537	44	11	1	0	0	0	0	56	160	26	9	5	0	2	0	202	46	2	1	0	0	0	0	49	578	115	12	12	1	2	0	720	342	59	6	11	0	3	0	421	1985
17:45	396	53	8	25	1	1	0	484	24	6	2	0	1	0	0	33	166	21	6	7	0	0	0	200	41	3	1	0	0	0	0	45	578	96	17	14	2	1	0	708	354	69	5	18	0	3	0	449	1919
1 Hr	1703	236	45	110	1	8	0	2103	133	32	3	0	2	1	0	171	634	115	32	28	0	2	0	811	217	24	4	0	0	0	0	245	2145	455	60	69	8	9	0	2746	1358	261	29	51	1	7	0	1707	7783
18:00	330	42	13	22	0	3	0	410	27	5	0	0	0	0	0	32	158	23	5	5	0	0	0	191	33	2	1	0	0	0	0	36	499	61	12	20	2	3	0	597	288	44	2	19	1	1	0	355	1621
18:15	337	37	9	27	0	0	0	410	19	2	0	0	0	0	0	21	147	13	8	7	0	0	0	175	25	0	0	0	0	0	0	25	479	48	8	18	0	7	0	560	267	26	6	19	2	0	0	320	1511
18:30	298	32	14	28	2	2	0	376	16	4	0	0	1	0	0	21	107	4	6	6	0	1	0	124	25	2	0	0	0	0	0	27	391	46	7	16	1	3	0	464	247	20	5	10	2	3	0	287	1299
18:45	236	30	0	12	1	0	0	279	15	0	1	0	0	0	0	16	110	9	1	2	0	0	0	122	24	0	0	0	0	0	0	24	276	47	12	16	2	2	0	355	220	32	2	14	3	2	0	273	1069
1 Hr	1201	141	36	89	3	5	0	1475	77	11	1	0	1	0	0	90	522	49	20	20	0	1	0	612	107	4	1	0	0	0	0	112	1645	202	39	70	5	15	0	1976	1022	122	15	62	8	6	0	1235	5500
Total	14232	2979	1126	1734	22	85	0	20178	1193	206	27	11	22	5	1	1465	6517	1311	508	381	12	20	0	8749	1739	241	35	10	0	3	0	2028	13800	3100	1110	1179	53	68	0	19310	9511	2065	660	1095	11	51	0	13393	65123

Sky High
Count On Us

Client: 0
Project: LON-1427 M2 Jct5
Site: 1
Date: 11/03/2015

DESTINATION SUMMARY

	Destination : Arm A								Destination : Arm B								Destination : Arm C								Destination : Arm D								Destination : Arm E								Destination : Arm F								Dest
	CAR	LGV	OGV1	OGV2	PSV	MC	PC	Total	CAR	LGV	OGV1	OGV2	PSV	MC	PC	Total	CAR	LGV	OGV1	OGV2	PSV	MC	PC	Total	CAR	LGV	OGV1	OGV2	PSV	MC	PC	Total	CAR	LGV	OGV1	OGV2	PSV	MC	PC	Total	CAR	LGV	OGV1	OGV2	PSV	MC	PC	Total	
07:00	310	80	24	37	0	2	0	453	6	2	0	0	1	0	0	9	242	48	14	24	1	4	0	333	6	1	1	1	1	0	0	10	428	111	27	23	1	0	0	590	102	39	14	8	0	0	0	163	1558
07:15	411	105	28	31	0	2	0	577	13	2	0	0	0	0	0	15	246	61	9	15	2	3	0	336	18	6	1	0	0	0	0	25	448	117	22	19	0	4	0	610	144	47	12	12	0	0	0	215	1778
07:30	492	115	21	41	0	2	0	671	13	0	1	1	0	0	0	15	240	47	11	20	1	3	0	322	22	6	0	0	0	0	0	28	485	98	20	18	0	0	0	621	146	37	13	8	0	0	0	204	1861
07:45	450	102	23	37	0	2	0	614	9	1	0	0	0	1	0	11	238	53	8	28	0	0	0	327	47	7	1	0	0	0	0	55	444	81	10	23	1	1	0	560	164	33	11	13	0	0	0	221	1788
1 Hr	1663	402	96	146	0	8	0	2315	41	5	1	1	1	1	0	50	966	209	42	87	4	10	0	1318	93	20	3	1	1	0	0	118	1805	407	79	83	2	5	0	2381	556	156	50	41	0	0	0	803	6985
08:00	428	86	25	44	0	2	0	585	16	0	1	0	2	0	0	19	263	40	15	23	0	1	0	342	45	2	0	0	0	0	0	47	393	64	21	16	1	4	0	499	188	37	24	9	0	4	0	262	1754
08:15	378	80	25	31	1	1	0	516	9	1	0	0	0	0	0	10	220	46	9	21	0	0	0	296	52	4	0	1	0	0	0	57	360	62	18	24	1	3	0	468	157	43	11	11	0	2	0	224	1571
08:30	354	65	30	38	0	2	0	489	12	2	0	0	0	0	0	14	203	36	15	26	1	4	0	285	54	4	0	0	0	1	0	59	346	60	22	27	0	4	0	459	160	42	15	6	0	0	0	223	1529
08:45	351	70	30	40	0	2	0	493	8	1	0	0	0	0	0	9	227	45	19	15	0	2	0	308	45	2	0	1	0	0	0	48	335	57	23	14	0	1	0	430	134	31	14	9	0	0	0	188	1476
1 Hr	1511	301	110	153	1	7	0	2083	45	4	1	0	2	0	0	52	913	167	58	85	1	7	0	1231	196	12	0	2	0	0	1	211	1434	243	84	81	2	12	0	1856	639	153	64	35	0	6	0	897	6330
09:00	297	74	28	28	0	1	0	428	9	1	2	0	1	0	0	13	191	36	15	24	1	1	0	268	25	5	0	0	0	0	0	30	326	49	20	23	3	0	0	421	132	37	16	5	0	0	0	190	1350
09:15	226	63	24	52	0	0	0	365	9	1	0	1	0	0	0	11	149	32	11	21	0	0	0	213	14	0	0	0	0	1	0	15	312	58	22	13	0	1	0	406	116	36	12	5	0	1	0	170	1180
09:30	235	53	25	44	0	2	0	359	5	2	0	1	1	0	0	9	147	32	17	24	0	1	0	221	23	1	1	0	0	0	0	25	247	49	17	29	1	2	0	345	122	14	12	10	0	1	0	159	1118
09:45	229	59	43	41	0	1	0	373	13	1	0	0	0	0	0	14	116	30	7	25	0	0	0	178	13	5	0	0	0	0	0	18	205	43	29	17	0	0	0	294	127	27	22	14	0	0	0	190	1067
1 Hr	987	249	120	165	0	4	0	1525	36	5	2	2	2	0	0	47	603	130	50	94	1	2	0	880	75	11	1	0	0	1	0	88	1090	199	88	82	4	3	0	1466	497	114	62	34	0	2	0	709	4715
10:00	195	61	28	42	1	0	0	327	6	0	2	0	1	0	0	9	135	30	12	16	0	0	0	193	11	2	1	0	0	0	0	14	221	44	27	30	1	1	0	324	118	14	11	11	0	1	0	155	1022
10:15	206	58	34	34	0	0	0	332	3	1	0	0	0	0	0	4	164	42	16	24	0	3	0	249	8	3	1	0	0	0	0	12	239	56	17	13	1	1	0	327	114	24	8	6	0	0	0	152	1076
10:30	203	63	33	35	1	0	0	335	11	1	0	0	1	0	0	13	143	22	27	18	0	0	0	210	12	4	0	1	0	0	0	17	207	41	20	20	3	2	0	293	102	20	11	15	0	0	0	148	1016
10:45	208	52	25	26	0	0	0	311	6	1	2	0	0	0	0	9	115	28	19	17	1	1	0	181	9	2	0	0	0	0	0	11	191	36	24	24	3	0	0	278	115	11	8	11	0	0	0	145	935
1 Hr	812	234	120	137	2	0	0	1305	26	3	4	0	2	0	0	35	557	122	74	75	1	4	0	833	40	11	2	1	0	0	0	54	858	177	88	87	8	4	0	1222	449	69	38	43	0	1	0	600	4049
11:00	200	44	34	38	0	3	0	319	13	0	0	0	1	0	0	14	130	20	19	18	0	1	0	188	16	3	3	0	0	0	0	22	195	45	16	21	2	1	0	280	83	22	9	10	1	2	0	127	950
11:15	223	60	28	44	1	0	0	356	10	2	0	0	0	0	0	12	132	18	18	18	0	0	0	186	15	2	0	0	0	0	0	17	220	36	20	31	1	2	0	310	102	31	15	11	0	0	0	159	1040
11:30	225	76	33	37	0	1	0	372	11	2	0	0	1	0	0	14	139	24	16	18	1	0	0	198	14	2	0	0	0	0	0	16	220	46	19	17	1	1	0	304	107	21	14	11	1	2	0	156	1060
11:45	220	64	32	55	0	0	0	371	5	1	0	0	0	0	0	6	119	23	14	20	0	2	0	178	15	5	1	0	0	0	0	21	193	41	21	23	0	0	0	278	95	21	15	11	0	5	0	147	1001
1 Hr	868	244	127	174	1	4	0	1418	39	5	0	0	2	0	0	46	520	85	67	74	1	3	0	750	60	12	4	0	0	0	0	76	828	168	76	92	4	4	0	1172	387	95	53	43	2	9	0	589	4051
12:00	195	57	35	41	0	2	0	330	13	2	0	0	1	0	0	16	135	35	19	29	1	1	0	220	17	4	1	0	0	0	0	22	172	45	15	29	1	1	0	263	80	24	10	9	0	0	0	123	974
12:15	243	61	36	52	0	1	0	393	12	1	1	0	1	0	0	15	116	22	18	23	0	0	0	179	10	5	1	0	0	0	0	16	200	41	20	18	0	0	0	279	121	31	18	8	0	1	0	179	1061
12:30	245	63	32	41	0	3	0	384	4	2	0	0	1	0	0	7	154	27	15	16	0	1	0	213	18	3	1	0	0	0	0	22	208	37	21	25	2	2	0	295	113	22	7	11	0	0	0	153	1074
12:45	267	69	32	47	3	1	0	419	7	2	1	0	0	0	0	10	132	26	19	26	0	0	0	203	25	2	1	0	0	0	0	28	186	48	29	18	1	1	0	283	103	21	13	12	0	1	0	150	1093
1 Hr	950	250	135	181	3	7	0	1526	36	7	2	0	3	0	0	48	537	110	71	94	1	2	0	815	70	14	4	0	0	0	0	88	766	171	85	90	4	4	0	1120	417	98	48	40	0	2	0	605	4202
13:00	221	51	26	55	0	2	0	355	14	0	0	1	1	0	0	16	141	31	12	19	0	2	0	205	16	2	0	0	0	0	0	18	197	49	20	24	1	0	0	291	100	15	6	18	0	1	0	140	1025
13:15	289	37	38	39	1	0	0	404	10	1	0	1	0	1	0	13	138	24	12	22	0	2	0	198	12	4	0	0	0	0	0	16	239	51	25	23	1	3	0	342	109	31	7	8	1	0	0	156	1129
13:30	223	43	28	45	0	0	0	339	11	1	1	0	1	0	0	14	160	21	7	19	0	0	0	207	19	6	0	0	0	0	0	25	230	46	23	28	2	0	0	329	106	24	8	9	0	0	0	147	1061
13:45	247	68	38	52	0	0	0	405	9	2	2	0	0	0	0	13	138	44	17	17	0	1	0	217	12	3	2	0	0	0	0	17	182	40	35	24	1	2	0	284	103	20	9	15	1	0	0	148	1084
1 Hr	980	199	130	191	1	2	0	1503	44	4	3	2	2	1	0	56	577	120	48	77	0	5	0	827	59	15	2	0	0	0	0	76	848	186	103	99	5	5	0	1246	418	90	30	50	2	1	0	591	4299
14:00	262	58	25	56	0	2	0	403	10	2	0	0	1	0	0	13	139	47	15	25	0	0	0	226	11	4	1	1	0	0	0	17	201	47	23	30	1	1	0	303	105	34	11	17	1	0	0	168	1130
14:15	317	66	40	57	0	1	0	481	7	4	0	0	0	0	0	11	153	28	17	39	0	0	0	237	10	2	1	0	0	0	0	13	239	56	30	22	0	1	0	348	101	34	10	12	2	0	0	159	1249
14:30	317	76	37	51	0	2	0	483	19	1	0	0	1	0	0	21	174	45	9	22	1	1	0	252	14	2	1	0	0	0	0	17	223	55	27	28	1	1	0	335	99	32	9	15	0	0	0	155	1263
14:45	334	83	30	47	0	3	0	497	24	3	1	0	0	0	0	28	143	36	27	25	0	0	0	231	16	2	1	0	0	0	0	19	234	49	26	20	0	3	0	332	99	34	10	13	1	0	0	157	1264
1 Hr	1230	283	132	211	0	8	0	1864	60	10	1	0	2	0	0	73	609	156	68	111	1	1	0	946	51	10	4	1	0	0	0	66	897	207	106	100	2	6	0	1318	404	134	40	57	4	0	0	639	4906
15:00	298	79	46	48	0	0	0	471	14	6	0	0	2	0	0	22	138	31	16	21	0	0	0	206	20	4	0	0	0	0	0	24	205	56	25	18	0	0	0	304	121	38	10	14	1	0	0	184	1211
15:15	366	103	33	48	1	2	0	553	13	1	1	0	0	0	0	15	184	45	15	15	0	0	0	259	18	4	1	0	0	0	0	23	240	55	19	22	0	1	0	337	137	40	11	10	1	0	0	199	1386
15:30	357	97	26	55	0	1	0	536	13	5	1	0	0	0	0	19	176	41	14	26	0	0	0	257	20	2	0	0	0	0	0	22	227	62	26	20	1	0	0	336	124	44	8	11	0	1	0	188	1358
15:45	419	102	28	40	0	4	0	593	15	9	0	0	1	0	0	25	197	36	9	15	0	2	0	259	25	6	0	0	0	0	0	31	221	58	17	25	2	0	0	323	141	37	11	10	0	0	0	199	1430
1 Hr	1440	381	133	191	1	7	0	2153	55	21	2	0	3	0	0	81	695	153	54	77	0	2	0	981	83	16	1	0	0	0	0	100	893	231	87	85	3	1	0	1300	523	159	40	45	2	1	0	770	5385
16:00	381	115	44	60	1	2	0	603	16	4	3	0	0	0	0	23	229	58	20	22	0	1	0	330	28	4	0	1	0	0	0	33	277	76	34	26	0	2	0	415	168	37	14	14	1	1	0	235	1639
16:15	525	133	28	45	0	0	0	731	28	11	1	0	0	0	0	40	238	63	6	15	0	0	0	322	23	5	0	0	0	1	0	29	236	52	22	14	1	0	0	325	187	41	5	11	0	0	0	244	1691
16:30	539	142	22	33	0	5	0	741	18	6	2	0	1	0	0	27	240	42	10	25	1	1	0	319	21	6	1	0	0	0	0	28	276	56	14	20	0	0	0	366	222	55	6	16	0	1	0	300	1781
16:45	541	120	17	37	0	6	0	721	32	14	2	0	2	1	0	51	253	45	10	22	0	1	0	331	35	3	0	0	0	2	0	40	267	73	22	16	1	0	0	379	212	52	5	14	0	2	0	285	1807
1 Hr	1986	510	111	175	1	13	0	2796	94	35	8	0	3	1	0	141	960	208	46	84	1	3	0	1302	107	18	1	1	0	3	0	130	1056	257	92	76	2	2	0	1485	789	185	30	55	1	4	0	1064	6918
17:00	537	154	16	35	0	3	0	745	30	7	1	0	0	0	0	38	305	38	10	13	0	3	0	369	24	5	0	1	0	1	0	31	303	63	16	15	1	0	0	398	267	47	2	7	1	0	0	324	1905
17:15	643	127	16	28	1	1	0	816	48	13	1	0	1	0	0	63	262	44	13	19	0	2	0	340	36	4	1	0	0	0	0	41	318	60	10	16	1	0	0	405	250	50	4	1	2	2	0	309	1974
17:30	652	133	15	19	0	7	0	826	52	7	0	0	0	0	0	59	299	44	12	19	0	3	0	377	28	1	1	0	0	0	0	30	324	40	10	14	0	0	0	388	253	38	6	7	1	0	0	305	1985
17:45	685	138	15	31	0	3	0	872	35	9	2	0	0	0	0	46	266	42	7	13	1	1	0	330	29	6	0	0	0	0	0	35	289	35	10	14	1	0	0	349	255	18	5	6	2	1	0	287	1919
1 Hr	2517	552	62	113	1	14	0	3259	165	36	4	0	1	0	0	206	1132	168	42	64	1	9	0	1416	117	16	2	1	0	1	0	137	1234	198	46	59	3	0	0	1540	1025	153	17	21	6	3	0	1225	7783
18:00	544	80	9	35	1	4	0	673	26	6	1	0	1	0	0	34	233	23	6	13	0	1	0	276	26	5	0	0	0	0	0	31	273	33	10	12	0	2	0	330	233	30	7	6	1	0	0	277	1621
18:15	512	56	13	31	2	5	0	619	17	4	0	0	0	0	0	21	208	21	7	23	0	0	0	259	18	0	0	0	0	0	0	18	282	23	7	10	0	0	0	322	237	22	4	7	0	2	0	272	1511
18:30	454	46	8	16	2	5	0	531	19	2	0	0	1	0	0	22	185	16	6	21	1	1	0	230	24	2	0	0	0	0	0	26	227	18	15	15	2	2	0	279	175	24	3	8	0	1	0	211	1299
18:45	338	59	9	23	5	2	0	436	12	2	0	0	0	0	0	14	133	20	1	9	1	0	0	164	19	3	1	0	0	0	0	23	217	19	2	6	0	0	0	244	162	15	3	6	0	2	0	188	1069
1 Hr	1848	241	39	105	10	16	0	2259	74	14	1	0	2	0	0	91	759	80	20	66	2	2	0	929	87	10	1	0	0	0	0	98	999	93	34	43	2	4	0	1175	807	91	17	27	1	5	0	948	5500
Total	16792	3846	1315	1942	21	90	0	24006	715	149	29	5	25	3	0	926	8828	1708	640	988	14	50	0	12228	1038	165	25	7	1	5	1	1242	12708	2537	968	977	41	50	0	17281	6911	1497	489	491	18	34	0	9440	65123

Sky High
Count On Us

Client:	**PB World**
Project:	**LON-1427 M2 Jct5**
Site:	**1**
Survey Date:	**18/03/2015**
Survey Period:	**07:00-19:00**
Method:	**Junction Turning Count**

Incidents / Observations:

Sky High
Count On Us

Client: PB World
Project: LON-1427 M2 Jct5
Site: 1
Date: 18/03/2015

Entry : Arm A

	Destination : Arm A								Destination : Arm B								Destination : Arm C								Destination : Arm D								Destination : Arm E								Destination : Arm F								Arm Totals
	CAR	LGV	OGV1	OGV2	PSV	MC	PC	Total	CAR	LGV	OGV1	OGV2	PSV	MC	PC	Total	CAR	LGV	OGV1	OGV2	PSV	MC	PC	Total	CAR	LGV	OGV1	OGV2	PSV	MC	PC	Total	CAR	LGV	OGV1	OGV2	PSV	MC	PC	Total	CAR	LGV	OGV1	OGV2	PSV	MC	PC	Total	
07:00	1	0	0	0	0	0	0	1	0	0	0	0	0	0	0	0	167	48	8	19	0	2	0	244	0	0	0	0	0	0	0	0	202	59	15	12	0	4	0	292	19	7	2	6	0	0	0	34	571
07:15	0	0	0	0	0	0	0	0	0	0	0	0	0	0	0	0	154	36	6	11	2	1	0	210	1	0	0	1	0	0	0	2	215	66	8	13	0	0	0	302	23	8	3	0	0	0	0	34	548
07:30	0	0	0	0	0	0	0	0	0	0	0	0	0	0	0	0	155	46	9	20	1	0	0	231	0	0	0	0	0	0	0	0	177	42	9	15	0	0	0	243	35	6	2	5	0	0	0	48	522
07:45	1	0	0	0	0	0	0	1	0	0	0	0	0	0	0	0	160	41	12	16	0	6	0	235	0	0	0	0	0	0	0	0	180	22	9	8	1	2	0	222	36	13	2	2	0	0	0	53	511
1 Hr	2	0	0	0	0	0	0	2	0	0	0	0	0	0	0	0	636	171	35	66	3	9	0	920	1	0	0	1	0	0	0	2	774	189	41	48	1	6	0	1059	113	34	9	13	0	0	0	169	2152
08:00	0	0	0	0	0	0	0	0	0	0	0	0	0	0	0	0	168	33	7	19	0	4	0	231	0	0	0	1	0	0	0	1	152	29	5	17	0	1	0	204	37	6	3	7	0	0	0	53	489
08:15	2	1	0	0	0	0	0	3	0	0	0	0	0	0	0	0	158	32	12	21	1	0	0	224	1	1	0	0	0	0	0	2	174	36	11	14	0	1	0	236	34	7	2	1	0	1	0	45	510
08:30	0	0	0	0	0	0	0	0	0	0	0	0	0	0	0	0	148	30	10	28	0	2	0	218	2	0	0	0	0	0	0	2	128	30	13	24	0	3	0	198	35	7	4	6	0	0	0	52	470
08:45	1	0	1	0	0	0	0	2	0	0	0	0	0	0	0	0	158	31	18	22	0	1	0	230	0	0	0	2	0	0	0	2	141	45	19	17	0	0	0	222	27	7	7	1	0	0	0	42	498
1 Hr	3	1	1	0	0	0	0	5	0	0	0	0	0	0	0	0	632	126	47	90	1	7	0	903	3	1	0	3	0	0	0	7	595	140	48	72	0	5	0	860	133	27	16	15	0	1	0	192	1967
09:00	0	0	0	0	0	0	0	0	1	0	0	0	0	0	0	1	104	24	12	33	0	0	0	173	2	0	0	0	0	0	0	2	149	28	8	19	0	1	0	205	21	5	5	13	0	0	0	44	425
09:15	0	0	0	0	0	0	0	0	0	1	0	0	0	0	0	1	137	18	16	19	1	0	0	191	2	0	0	1	0	0	0	3	146	21	19	19	1	0	1	207	20	8	7	3	0	0	0	38	440
09:30	0	0	0	0	0	0	0	0	0	1	0	0	0	0	0	1	137	24	8	22	0	0	0	191	2	0	0	0	0	0	0	2	124	28	14	10	0	1	0	177	29	4	4	2	0	0	0	39	410
09:45	0	0	0	0	0	0	0	0	0	0	0	0	0	0	0	0	105	30	2	33	0	0	0	170	5	4	0	0	0	0	0	9	115	22	7	15	0	0	0	159	18	6	5	6	0	1	0	36	374
1 Hr	0	0	0	0	0	0	0	0	1	2	0	0	0	0	0	3	483	96	38	107	1	0	0	725	11	4	0	1	0	0	0	16	534	99	48	63	1	2	1	748	88	23	21	24	0	1	0	157	1649
10:00	0	0	0	0	0	0	0	0	1	1	0	0	0	0	0	2	111	31	6	30	0	0	0	178	1	0	1	0	0	0	0	2	97	30	10	14	0	0	0	151	27	6	2	7	0	0	0	42	375
10:15	0	1	0	0	0	0	0	1	2	0	0	0	0	0	0	2	137	21	18	41	0	0	0	217	1	0	0	1	0	0	0	2	115	35	14	18	0	1	0	183	20	8	6	6	0	0	0	40	445
10:30	0	0	0	0	0	0	0	0	2	1	0	0	0	0	0	3	113	26	18	30	0	1	0	188	0	3	0	1	0	0	0	4	95	25	11	26	1	0	0	158	18	12	1	4	0	0	0	35	388
10:45	1	0	0	0	0	0	0	1	0	1	0	0	0	0	0	1	101	35	14	30	0	0	0	180	1	0	1	0	0	0	0	2	96	24	11	10	0	0	0	141	14	12	2	8	0	0	0	36	361
1 Hr	1	1	0	0	0	0	0	2	5	3	0	0	0	0	0	8	462	113	56	131	0	1	0	763	3	3	2	2	0	0	0	10	403	114	46	68	1	1	0	633	79	38	11	25	0	0	0	153	1569
11:00	0	0	0	0	0	0	0	0	2	1	0	0	0	0	0	3	102	21	11	21	0	0	0	155	1	0	0	0	0	0	0	1	86	34	17	22	1	0	0	160	26	6	3	5	1	0	0	41	360
11:15	1	0	0	1	0	0	0	2	2	0	0	0	0	0	0	2	121	25	16	13	0	0	0	175	5	0	0	0	0	0	0	5	103	24	12	18	0	0	0	157	23	3	4	2	1	0	0	33	374
11:30	2	0	1	0	0	0	0	3	2	0	0	0	0	0	0	2	93	19	14	22	0	0	0	148	1	0	0	1	0	0	0	2	99	21	15	10	0	0	0	145	20	7	0	3	0	0	0	30	330
11:45	1	0	0	1	0	0	0	2	3	0	0	0	0	0	0	3	125	29	16	18	1	0	0	189	1	1	0	0	0	0	0	2	98	27	12	12	0	0	0	149	32	5	1	0	0	0	0	38	383
1 Hr	4	0	1	2	0	0	0	7	9	1	0	0	0	0	0	10	441	94	57	74	1	0	0	667	8	1	0	1	0	0	0	10	386	106	56	62	1	0	0	611	101	21	8	10	2	0	0	142	1447
12:00	0	0	0	0	0	0	0	0	0	1	0	0	0	0	0	1	128	20	11	23	1	1	0	184	1	1	0	1	0	0	0	3	94	13	15	14	1	0	0	137	26	4	1	3	0	0	0	34	359
12:15	0	0	0	0	0	0	0	0	0	0	0	0	0	0	0	0	129	22	11	20	0	0	0	182	2	1	0	0	0	0	0	3	124	19	10	17	0	0	0	170	20	3	8	4	0	0	0	35	390
12:30	0	0	0	0	0	0	0	0	5	0	0	0	0	0	0	5	142	25	18	22	0	0	0	207	2	0	0	0	0	0	0	2	109	17	11	14	0	1	0	152	13	10	3	5	0	0	0	31	397
12:45	0	0	0	0	0	0	0	0	1	0	0	0	0	0	0	1	118	23	11	23	0	1	0	176	2	0	0	0	0	0	0	2	99	26	15	17	0	0	0	157	23	6	2	6	0	0	0	37	373
1 Hr	0	0	0	0	0	0	0	0	6	1	0	0	0	0	0	7	517	90	51	88	1	2	0	749	7	2	0	1	0	0	0	10	426	75	51	62	1	1	0	616	82	23	14	18	0	0	0	137	1519
13:00	0	0	0	0	0	0	0	0	0	0	0	0	0	0	0	0	108	32	6	31	0	0	0	177	3	0	0	0	0	0	0	3	99	25	10	14	0	0	0	148	14	6	1	5	0	0	0	26	354
13:15	0	0	0	0	0	0	0	0	2	0	0	0	0	0	0	2	124	26	9	19	0	1	0	179	5	0	0	0	0	0	0	5	108	23	11	19	0	0	0	161	20	6	1	6	0	0	0	33	380
13:30	1	0	0	0	0	0	0	1	1	0	0	0	0	0	0	1	116	21	19	28	0	1	0	185	2	0	1	0	0	0	0	3	81	23	11	14	0	1	0	130	26	13	1	2	0	0	0	42	362
13:45	1	1	0	1	0	0	0	3	2	1	0	0	0	0	0	3	95	27	10	23	1	0	0	156	2	0	0	0	0	0	0	2	76	30	12	17	0	0	0	135	27	7	5	3	0	0	0	42	341
1 Hr	2	1	0	1	0	0	0	4	5	1	0	0	0	0	0	6	443	106	44	101	1	2	0	697	12	0	1	0	0	0	0	13	364	101	44	64	0	1	0	574	87	32	8	16	0	0	0	143	1437
14:00	0	0	0	0	0	0	0	0	1	1	0	0	0	0	0	2	114	20	14	23	0	2	0	173	0	0	0	0	0	0	0	0	78	30	19	13	0	2	0	142	18	7	3	7	0	0	0	35	352
14:15	0	0	0	0	0	0	0	0	0	0	0	0	0	0	0	0	133	26	13	22	0	0	0	194	0	0	0	0	0	0	0	0	112	35	8	16	0	0	0	171	28	4	5	2	0	0	0	39	404
14:30	0	0	0	0	0	0	0	0	0	0	0	0	0	0	0	0	134	27	13	26	0	0	0	200	0	0	0	0	0	0	0	0	92	30	7	21	0	0	0	150	20	6	2	2	0	0	0	30	380
14:45	0	0	0	0	0	0	0	0	0	0	0	0	0	0	0	0	119	32	14	20	0	0	0	185	0	0	0	0	0	0	0	0	103	28	5	12	0	1	0	149	18	6	4	6	0	0	0	34	368
1 Hr	0	0	0	0	0	0	0	0	1	1	0	0	0	0	0	2	500	105	54	91	0	2	0	752	0	0	0	0	0	0	0	0	385	123	39	62	0	3	0	612	84	23	14	17	0	0	0	138	1504
15:00	0	0	0	0	0	0	0	0	0	0	0	0	0	0	0	0	114	38	13	29	0	0	0	194	2	0	0	0	0	0	0	2	86	30	14	21	0	2	0	153	29	11	3	5	0	0	0	48	397
15:15	1	0	0	0	0	0	0	1	0	0	0	0	0	0	0	0	123	33	10	20	0	0	0	186	4	0	0	0	0	0	0	4	107	31	9	21	0	0	0	168	28	8	2	3	0	0	0	41	400
15:30	0	0	0	0	0	0	0	0	0	0	0	0	0	0	0	0	128	35	15	17	0	2	0	197	1	0	0	0	0	0	0	1	106	30	6	15	0	0	0	157	31	6	4	3	0	0	0	44	399
15:45	0	0	0	0	0	0	0	0	0	1	0	0	0	0	0	1	163	30	16	18	0	1	0	228	3	1	0	0	0	0	0	4	109	19	10	12	0	0	0	150	34	12	0	9	0	0	0	55	438
1 Hr	1	0	0	0	0	0	0	1	0	1	0	0	0	0	0	1	528	136	54	84	0	3	0	805	10	1	0	0	0	0	0	11	408	110	39	69	0	2	0	628	122	37	9	20	0	0	0	188	1634
16:00	0	0	0	0	0	0	0	0	2	0	0	0	0	0	0	2	167	46	13	19	1	1	0	247	0	0	0	0	0	0	0	0	131	38	14	13	0	5	0	201	44	10	1	3	0	0	0	58	508
16:15	0	0	0	0	0	0	0	0	1	0	0	0	0	0	0	1	189	29	7	15	1	0	0	241	1	0	0	0	0	0	0	1	150	38	9	13	0	3	0	213	32	7	2	3	0	0	0	44	500
16:30	0	0	0	0	0	0	0	0	0	1	0	0	0	0	0	1	176	53	10	25	0	0	0	264	1	0	0	0	0	0	0	1	139	28	7	12	0	0	0	186	40	7	1	7	0	0	0	55	507
16:45	0	0	0	0	0	0	0	0	1	0	0	0	0	0	0	1	201	26	3	16	0	0	0	246	0	0	0	0	0	0	0	0	144	31	6	19	0	2	0	202	46	10	1	2	0	0	0	59	508
1 Hr	0	0	0	0	0	0	0	0	4	1	0	0	0	0	0	5	733	154	33	75	2	1	0	998	2	0	0	0	0	0	0	2	564	135	36	57	0	10	0	802	162	34	5	15	0	0	0	216	2023
17:00	1	0	0	0	0	0	0	1	3	0	0	0	0	0	0	3	194	35	11	13	0	1	0	254	3	0	0	0	0	0	0	3	132	33	6	16	0	0	0	187	54	15	1	3	0	0	0	73	521
17:15	0	0	0	0	0	0	0	0	2	0	0	0	0	0	0	2	239	37	10	14	0	2	0	302	3	1	0	0	0	0	0	4	169	28	3	7	0	1	0	208	66	7	0	2	0	0	0	75	591
17:30	0	0	0	0	0	0	0	0	4	0	0	0	0	0	0	4	193	32	8	19	0	0	0	252	2	0	0	0	0	0	0	2	153	19	7	9	0	1	0	189	37	3	0	1	0	0	0	41	488
17:45	1	0	0	0	0	0	0	1	4	0	0	0	0	0	0	4	224	27	5	16	1	3	0	276	2	0	0	1	0	0	0	3	161	20	2	9	0	0	0	192	48	2	0	4	0	0	0	54	530
1 Hr	2	0	0	0	0	0	0	2	13	0	0	0	0	0	0	13	850	131	34	62	1	6	0	1084	10	1	0	1	0	0	0	12	615	100	18	41	0	2	0	776	205	27	1	10	0	0	0	243	2130
18:00	0	0	0	0	0	0	0	0	1	0	0	0	0	0	0	1	157	31	8	21	0	0	0	217	1	0	0	0	0	0	0	1	144	12	7	7	0	2	0	172	36	4	1	2	0	0	0	43	434
18:15	0	0	0	0	0	0	0	0	0	0	0	0	0	0	0	0	161	16	2	18	1	0	0	198	1	0	0	0	0	0	0	1	121	13	2	8	0	1	0	145	32	6	0	2	0	0	0	40	384
18:30	0	0	0	0	0	0	0	0	1	0	0	0	0	0	0	1	136	14	8	8	1	2	0	169	0	0	0	0	0	0	0	0	119	9	3	10	0	0	0	141	18	9	0	1	0	0	0	28	339
18:45	0	0	0	0	0	0	0	0	0	0	0	0	0	0	0	0	112	9	3	7	2	0	0	133	0	0	0	0	0	0	0	0	109	5	2	8	0	2	0	126	21	5	2	2	0	0	0	30	289
1 Hr	0	0	0	0	0	0	0	0	2	0	0	0	0	0	0	2	566	70	21	54	4	2	0	717	2	0	0	0	0	0	0	2	493	39	14	33	0	5	0	584	107	24	3	7	0	0	0	141	1446
Total	15	3	2	3	0	0	0	23	46	11	0	0	0	0	0	57	6791	1392	524	1023	15	35	0	9780	69	13	3	10	0	0	0	95	5947	1331	480	701	5	38	1	8503	1363	343	119	190	2	2	0	2019	20477

Sky High
Count On Us

Client: PB World
Project: LON-1427 M2 Jct5
Site: 1
Date: 18/03/2015

Entry : Arm B

	Destination : Arm A								Destination : Arm B								Destination : Arm C								Destination : Arm D								Destination : Arm E								Destination : Arm F								Arm Totals
	CAR	LGV	OGV1	OGV2	PSV	MC	PC	Total	CAR	LGV	OGV1	OGV2	PSV	MC	PC	Total	CAR	LGV	OGV1	OGV2	PSV	MC	PC	Total	CAR	LGV	OGV1	OGV2	PSV	MC	PC	Total	CAR	LGV	OGV1	OGV2	PSV	MC	PC	Total	CAR	LGV	OGV1	OGV2	PSV	MC	PC	Total	
07:00	0	0	0	0	0	0	0	0	0	0	0	0	0	0	0	0	57	12	0	0	1	0	0	70	0	0	0	0	0	0	0	0	16	7	0	0	1	0	0	24	2	2	0	0	0	0	0	4	98
07:15	0	0	0	0	0	0	0	0	0	0	0	0	0	0	0	0	61	6	0	0	0	0	0	67	0	0	0	0	0	0	0	0	33	7	0	0	0	0	0	40	1	1	1	0	0	0	0	3	110
07:30	0	0	0	0	0	0	0	0	0	0	0	0	0	0	0	0	37	8	0	0	0	0	0	45	0	0	0	0	0	0	0	0	16	6	0	0	0	0	0	22	3	0	0	0	0	0	0	3	70
07:45	0	0	0	0	0	0	0	0	0	0	0	0	0	0	0	0	35	7	0	0	1	0	0	43	0	0	0	0	0	0	0	0	14	4	1	0	0	0	0	19	5	0	0	0	0	0	0	5	67
1 Hr	0	0	0	0	0	0	0	0	0	0	0	0	0	0	0	0	190	33	0	0	2	0	0	225	0	0	0	0	0	0	0	0	79	24	1	0	1	0	0	105	11	3	1	0	0	0	0	15	345
08:00	0	0	0	0	0	0	0	0	0	0	0	0	0	0	0	0	30	8	1	0	0	0	0	39	2	0	0	0	0	0	0	2	9	4	0	1	1	0	0	15	5	2	0	0	0	0	0	7	63
08:15	0	0	0	0	0	0	0	0	0	0	0	0	0	0	0	0	38	6	0	0	0	0	0	44	1	0	0	0	0	0	1	2	20	5	1	1	1	1	0	29	7	0	0	0	0	0	0	7	82
08:30	1	0	0	0	0	0	0	1	0	0	0	0	0	0	0	0	33	4	0	0	0	0	0	37	0	1	0	0	0	0	0	1	6	2	2	0	0	0	0	10	2	0	0	0	0	0	0	2	51
08:45	0	0	0	0	0	0	0	0	0	0	0	0	0	0	0	0	34	0	0	0	0	0	0	34	0	0	0	0	0	0	0	0	12	2	0	0	0	0	0	14	0	1	0	0	0	0	0	1	49
1 Hr	1	0	0	0	0	0	0	1	0	0	0	0	0	0	0	0	135	18	1	0	0	0	0	154	3	1	0	0	0	0	1	5	47	13	3	2	2	1	0	68	14	3	0	0	0	0	0	17	245
09:00	0	0	0	0	0	0	0	0	1	0	0	0	0	0	0	1	25	1	0	0	0	0	0	26	0	0	0	0	0	0	0	0	7	3	2	0	1	0	0	13	4	0	0	0	0	0	0	4	44
09:15	0	0	0	0	0	0	0	0	0	0	1	0	0	0	0	1	14	3	1	0	0	0	0	18	0	0	0	0	0	0	0	0	6	0	0	0	0	0	1	7	1	1	0	0	0	0	0	2	28
09:30	0	0	0	0	0	0	0	0	0	0	0	0	0	0	0	0	13	1	1	0	0	0	0	15	0	0	0	0	0	0	0	0	9	0	0	0	1	0	0	10	1	1	0	0	0	0	0	2	27
09:45	0	0	0	0	0	0	0	0	0	0	0	0	0	0	0	0	9	0	0	0	0	0	0	9	0	0	0	0	0	0	0	0	5	2	1	0	0	0	0	8	1	0	0	0	0	0	0	1	18
1 Hr	0	0	0	0	0	0	0	0	1	0	1	0	0	0	0	2	61	5	2	0	0	0	0	68	0	0	0	0	0	0	0	0	27	5	3	0	2	0	1	38	7	2	0	0	0	0	0	9	117
10:00	0	0	0	0	0	0	0	0	0	0	0	0	0	0	0	0	10	3	0	0	0	0	0	13	0	0	0	0	0	0	0	0	5	0	0	0	1	0	0	6	2	0	0	0	0	0	0	2	21
10:15	0	0	0	0	0	0	0	0	0	0	0	0	0	0	0	0	6	0	0	0	0	0	0	6	0	1	0	0	0	0	0	1	7	1	0	0	0	0	0	8	0	0	0	0	0	0	0	0	15
10:30	0	0	0	0	0	0	0	0	0	0	0	0	0	0	0	0	9	1	0	0	0	0	0	10	0	0	0	0	0	0	0	0	4	2	2	1	1	0	0	10	3	1	0	0	0	0	0	4	24
10:45	0	0	0	0	0	0	0	0	0	0	0	0	0	0	0	0	3	2	0	0	0	0	0	5	0	0	0	0	0	0	0	0	9	1	0	0	0	0	0	10	3	2	0	0	0	0	0	5	20
1 Hr	0	0	0	0	0	0	0	0	0	0	0	0	0	0	0	0	28	6	0	0	0	0	0	34	0	1	0	0	0	0	0	1	25	4	2	1	2	0	0	34	8	3	0	0	0	0	0	11	80
11:00	0	0	0	0	0	0	0	0	0	0	0	0	0	0	0	0	4	1	0	0	0	1	0	6	0	1	0	0	0	0	0	1	2	0	0	0	1	0	0	3	1	0	0	0	0	0	0	1	11
11:15	0	0	0	0	0	0	0	0	0	0	0	0	0	0	0	0	5	0	0	0	0	0	0	5	0	0	0	0	0	0	0	0	4	0	1	0	0	0	0	5	1	0	0	0	0	0	0	1	11
11:30	0	0	0	0	0	0	0	0	0	0	0	0	0	0	0	0	8	0	0	0	0	0	0	8	0	0	0	0	0	0	0	0	3	1	1	0	1	0	0	6	0	0	1	0	0	0	0	1	15
11:45	0	0	0	0	0	0	0	0	1	0	0	0	0	0	0	1	5	1	0	0	0	0	0	6	0	0	0	0	0	0	0	0	1	0	0	0	0	0	0	1	1	0	0	0	0	0	0	1	9
1 Hr	0	0	0	0	0	0	0	0	1	0	0	0	0	0	0	1	22	2	0	0	0	1	0	25	0	1	0	0	0	0	0	1	10	1	2	0	2	0	0	15	3	0	1	0	0	0	0	4	46
12:00	0	0	0	0	0	0	0	0	0	0	0	0	0	0	0	0	6	2	0	0	0	0	0	8	0	0	0	0	0	0	0	0	7	0	0	0	1	0	0	8	0	0	0	1	0	0	0	1	17
12:15	0	0	0	0	0	0	0	0	0	0	0	0	0	0	0	0	5	2	0	0	0	0	0	7	0	1	0	0	0	0	0	1	1	1	0	0	0	0	0	2	0	0	0	0	0	0	0	0	10
12:30	0	0	0	0	0	0	0	0	0	0	0	0	0	0	0	0	14	0	1	0	0	0	0	15	1	0	0	0	0	0	0	1	12	0	0	0	0	0	0	12	0	0	1	0	0	0	0	1	29
12:45	0	0	0	0	0	0	0	0	0	0	0	0	0	0	0	0	8	0	1	0	0	0	0	9	0	0	0	0	0	0	0	0	3	0	0	0	0	0	0	3	0	0	0	0	0	0	0	0	12
1 Hr	0	0	0	0	0	0	0	0	0	0	0	0	0	0	0	0	33	4	2	0	0	0	0	39	1	1	0	0	0	0	0	2	23	1	0	0	1	0	0	25	0	0	1	1	0	0	0	2	68
13:00	0	0	0	0	0	0	0	0	0	0	0	0	0	0	0	0	8	2	1	0	0	0	0	11	0	0	0	0	0	0	0	0	4	2	0	0	0	0	0	6	0	0	0	0	0	0	0	0	17
13:15	0	0	0	0	0	0	0	0	0	0	0	0	0	0	0	0	9	2	0	0	0	0	0	11	0	0	0	0	0	0	0	0	6	1	0	0	0	0	0	7	2	1	0	0	0	0	0	3	21
13:30	0	0	0	0	0	0	0	0	0	0	0	0	0	0	0	0	6	0	0	0	0	0	0	6	0	0	0	0	0	0	0	0	3	1	0	0	1	0	0	5	1	0	0	0	0	0	0	1	12
13:45	0	0	0	0	0	0	0	0	0	0	0	0	0	0	0	0	6	0	0	0	0	0	0	6	0	0	0	0	0	0	0	0	2	1	0	0	0	0	0	3	0	0	0	0	0	0	0	0	9
1 Hr	0	0	0	0	0	0	0	0	0	0	0	0	0	0	0	0	29	4	1	0	0	0	0	34	0	0	0	0	0	0	0	0	15	5	0	0	1	0	0	21	3	1	0	0	0	0	0	4	59
14:00	0	0	0	0	0	0	0	0	0	0	0	0	0	0	0	0	6	0	0	0	0	0	0	6	0	1	0	0	0	0	0	1	3	3	0	0	1	0	0	7	2	0	0	0	0	0	0	2	16
14:15	1	0	0	0	0	0	0	1	0	0	0	0	0	0	0	0	7	2	0	0	0	0	0	9	0	0	0	0	0	0	0	0	2	0	0	0	0	0	0	2	0	0	0	0	0	0	0	0	12
14:30	0	0	0	0	0	0	0	0	0	0	0	0	0	0	0	0	6	2	0	0	0	0	0	8	0	0	0	0	0	0	0	0	1	1	0	0	1	0	0	3	2	0	0	0	0	0	0	2	13
14:45	0	0	0	0	0	0	0	0	0	0	0	0	0	0	0	0	9	0	0	0	0	0	0	9	1	0	1	0	0	2	0	4	4	2	0	0	0	0	0	6	1	2	0	0	0	0	0	3	22
1 Hr	1	0	0	0	0	0	0	1	0	0	0	0	0	0	0	0	28	4	0	0	0	0	0	32	1	1	1	0	0	2	0	5	10	6	0	0	2	0	0	18	5	2	0	0	0	0	0	7	63
15:00	0	0	0	0	0	0	0	0	0	0	0	0	0	0	0	0	6	3	0	0	0	0	0	9	1	0	0	0	0	0	0	1	3	1	0	0	0	0	0	4	1	0	0	0	0	0	0	1	15
15:15	0	0	0	0	0	0	0	0	0	0	0	0	0	0	0	0	9	1	0	1	0	0	0	11	0	0	0	0	0	0	0	0	4	1	0	0	1	0	0	6	2	1	0	0	0	0	0	3	20
15:30	0	0	0	0	0	0	0	0	0	0	0	0	0	0	0	0	13	3	1	0	0	0	0	17	0	0	0	0	0	0	0	0	5	0	0	0	0	0	0	5	1	1	0	0	0	0	0	2	24
15:45	0	0	0	0	0	0	0	0	0	0	0	0	0	0	0	0	10	3	0	0	0	0	0	13	0	0	0	0	0	0	0	0	4	0	0	0	0	0	0	4	0	3	0	0	0	0	0	3	20
1 Hr	0	0	0	0	0	0	0	0	0	0	0	0	0	0	0	0	38	10	1	1	0	0	0	50	1	0	0	0	0	0	0	1	16	2	0	0	1	0	0	19	4	5	0	0	0	0	0	9	79
16:00	0	0	0	0	0	0	0	0	0	0	0	0	0	0	0	0	15	1	0	0	0	0	0	16	0	0	0	0	0	0	0	0	4	1	0	0	1	0	0	6	2	0	0	0	0	0	0	2	24
16:15	0	0	0	0	0	0	0	0	0	0	0	0	0	0	0	0	25	2	0	0	0	0	0	27	1	0	0	0	0	0	0	1	7	2	0	0	1	0	0	10	2	0	0	0	0	0	0	2	40
16:30	0	0	0	0	0	0	0	0	0	0	0	0	0	0	0	0	15	6	1	0	0	0	0	22	0	0	0	0	0	0	0	0	8	2	0	0	0	0	0	10	3	0	0	0	0	0	0	3	35
16:45	0	0	0	0	0	0	0	0	0	0	0	0	0	0	0	0	33	6	1	0	0	0	0	40	0	0	0	0	0	0	0	0	10	3	0	0	0	0	0	13	2	2	0	0	0	0	0	4	57
1 Hr	0	0	0	0	0	0	0	0	0	0	0	0	0	0	0	0	88	15	2	0	0	0	0	105	1	0	0	0	0	0	0	1	29	8	0	0	2	0	0	39	9	2	0	0	0	0	0	11	156
17:00	0	0	0	0	0	0	0	0	0	0	0	0	0	0	0	0	32	4	0	0	0	0	0	36	1	0	0	0	0	0	0	1	7	2	1	0	0	0	0	10	3	0	0	0	0	0	0	3	50
17:15	0	0	0	0	0	0	0	0	0	0	0	0	0	0	0	0	25	0	0	0	0	0	0	25	2	0	0	0	0	0	0	2	7	0	0	0	1	0	0	8	0	2	0	0	0	0	0	2	37
17:30	0	0	0	0	0	0	0	0	0	0	0	0	0	0	0	0	25	4	0	0	0	0	0	29	0	0	0	0	0	0	0	0	6	2	2	0	0	0	0	10	1	0	0	0	0	0	0	1	40
17:45	0	0	0	0	0	0	0	0	0	0	0	0	0	0	0	0	19	2	1	0	0	0	0	22	0	0	0	0	0	0	0	0	9	1	0	0	1	0	0	11	2	0	0	0	0	0	0	2	35
1 Hr	0	0	0	0	0	0	0	0	0	0	0	0	0	0	0	0	101	10	1	0	0	0	0	112	3	0	0	0	0	0	0	3	29	5	3	0	2	0	0	39	6	2	0	0	0	0	0	8	162
18:00	1	0	0	0	0	0	0	1	0	0	0	0	0	0	0	0	20	4	0	0	0	0	0	24	0	0	0	0	0	0	0	0	5	2	0	0	0	0	0	7	2	0	0	0	0	0	0	2	34
18:15	0	0	0	0	0	0	0	0	0	0	0	0	0	0	0	0	12	0	0	0	0	0	0	12	1	0	0	0	0	0	0	1	7	0	0	0	0	0	0	7	1	0	0	0	0	0	0	1	21
18:30	0	0	0	0	0	0	0	0	0	0	0	0	0	0	0	0	6	2	0	0	0	0	0	8	0	0	0	0	0	0	0	0	3	0	0	0	1	0	0	4	1	0	0	0	0	0	0	1	13
18:45	0	0	0	0	0	0	0	0	0	0	0	0	0	0	0	0	7	2	0	0	0	0	0	9	0	0	0	0	0	0	0	0	3	0	0	0	0	0	0	3	0	0	0	0	0	0	0	0	12
1 Hr	1	0	0	0	0	0	0	1	0	0	0	0	0	0	0	0	45	8	0	0	0	0	0	53	1	0	0	0	0	0	0	1	18	2	0	0	1	0	0	21	4	0	0	0	0	0	0	4	80
Total	3	0	0	0	0	0	0	3	2	0	1	0	0	0	0	3	798	119	10	1	2	1	0	931	11	5	1	0	0	2	1	20	328	76	14	3	19	1	1	442	74	23	3	1	0	0	0	101	1500

Sky High
Count On Us

Client: PB World
Project: LON-1427 M2 Jct5
Site: 1
Date: 18/03/2015

Entry : Arm C

	Destination : Arm A								Destination : Arm B								Destination : Arm C								Destination : Arm D								Destination : Arm E								Destination : Arm F								Arm Totals
	CAR	LGV	OGV1	OGV2	PSV	MC	PC	Total	CAR	LGV	OGV1	OGV2	PSV	MC	PC	Total	CAR	LGV	OGV1	OGV2	PSV	MC	PC	Total	CAR	LGV	OGV1	OGV2	PSV	MC	PC	Total	CAR	LGV	OGV1	OGV2	PSV	MC	PC	Total	CAR	LGV	OGV1	OGV2	PSV	MC	PC	Total	
07:00	42	12	4	0	0	0	0	58	1	0	0	0	0	0	0	1	0	0	0	0	0	0	0	0	1	0	0	0	0	0	0	1	150	60	4	5	0	2	0	221	0	0	0	0	0	0	0	0	281
07:15	66	13	2	0	0	0	0	81	2	0	0	0	0	0	0	2	0	0	0	0	0	0	0	0	2	0	0	0	0	0	0	2	157	33	4	5	0	4	0	203	0	0	0	0	0	0	0	0	288
07:30	70	6	2	2	0	0	0	80	4	0	0	0	0	0	0	4	0	0	0	0	0	0	0	0	2	0	0	0	0	0	0	2	183	31	5	6	2	0	0	227	0	0	0	0	0	0	0	0	313
07:45	60	16	1	7	0	0	0	84	4	4	1	0	0	0	0	9	7	0	0	0	0	0	0	7	4	0	0	0	0	0	0	4	159	33	3	5	0	0	0	200	0	0	0	0	0	0	0	0	304
1 Hr	238	47	9	9	0	0	0	303	11	4	1	0	0	0	0	16	7	0	0	0	0	0	0	7	9	0	0	0	0	0	0	9	649	157	16	21	2	6	0	851	0	0	0	0	0	0	0	0	1186
08:00	53	14	6	3	0	0	0	76	1	0	0	0	0	0	0	1	0	0	0	0	0	0	0	0	5	1	0	0	0	0	0	6	163	20	4	4	0	0	0	191	0	0	0	0	0	0	0	0	274
08:15	36	9	5	5	0	0	0	55	2	0	0	0	0	0	0	2	0	0	0	0	0	0	0	0	8	0	0	0	0	0	0	8	138	17	6	3	0	1	0	165	0	0	0	0	0	0	0	0	230
08:30	58	11	2	8	0	0	0	79	0	0	0	0	0	0	0	0	0	0	0	0	0	0	0	0	6	1	0	0	0	0	0	7	153	14	4	4	0	0	0	175	0	0	0	0	0	0	0	0	261
08:45	51	8	2	1	0	0	0	62	2	1	0	0	0	0	0	3	0	0	0	0	0	0	0	0	4	0	1	0	0	0	0	5	130	18	3	5	0	0	0	156	0	1	0	0	0	0	0	1	227
1 Hr	198	42	15	17	0	0	0	272	5	1	0	0	0	0	0	6	0	0	0	0	0	0	0	0	23	2	1	0	0	0	0	26	584	69	17	16	0	1	0	687	0	1	0	0	0	0	0	1	992
09:00	40	7	2	8	0	0	0	57	1	0	0	0	0	0	0	1	0	0	2	2	0	0	0	4	1	0	0	0	0	0	0	1	126	18	6	7	2	0	0	159	0	0	0	0	0	0	0	0	222
09:15	22	11	5	3	0	1	0	42	1	0	0	0	0	0	0	1	0	0	0	0	0	0	0	0	3	0	0	0	0	0	0	3	133	23	4	7	0	0	0	167	1	0	0	0	0	0	0	1	214
09:30	22	12	6	5	0	0	0	45	2	0	0	0	0	0	0	2	0	0	0	0	0	0	0	0	4	0	0	0	0	0	0	4	113	15	10	8	0	0	0	146	0	0	0	0	0	0	0	0	197
09:45	18	6	3	6	0	0	0	33	1	0	0	0	0	0	0	1	0	0	0	0	0	0	0	0	2	0	0	0	0	0	0	2	100	18	9	13	0	0	0	140	0	0	0	0	0	0	0	0	176
1 Hr	102	36	16	22	0	1	0	177	5	0	0	0	0	0	0	5	0	0	2	2	0	0	0	4	10	0	0	0	0	0	0	10	472	74	29	35	2	0	0	612	1	0	0	0	0	0	0	1	809
10:00	24	5	2	4	0	0	0	35	0	0	0	0	0	0	0	0	1	0	0	0	0	0	0	1	1	0	0	0	0	0	0	1	95	16	8	4	0	1	0	124	0	0	0	0	0	0	0	0	161
10:15	14	10	2	5	0	0	0	31	0	0	0	0	0	0	0	0	0	0	0	0	0	0	0	0	0	0	0	0	0	0	0	0	66	20	13	7	1	0	0	107	0	0	0	0	0	0	0	0	138
10:30	17	7	1	9	0	1	0	35	0	0	0	0	0	0	0	0	0	0	0	0	0	0	0	0	1	0	0	0	0	0	0	1	77	13	11	12	0	0	0	113	1	0	0	0	0	0	0	1	150
10:45	13	11	3	6	0	0	0	33	0	0	0	0	0	0	0	0	0	0	0	0	0	0	0	0	0	0	0	0	0	0	0	0	80	21	12	9	0	0	0	122	0	0	0	0	0	0	0	0	155
1 Hr	68	33	8	24	0	1	0	134	0	0	0	0	0	0	0	0	1	0	0	0	0	0	0	1	2	0	0	0	0	0	0	2	318	70	44	32	1	1	0	466	1	0	0	0	0	0	0	1	604
11:00	13	15	1	6	0	0	0	35	0	0	0	0	0	0	0	0	0	0	0	0	0	0	0	0	0	0	1	0	0	0	0	1	85	18	6	5	0	0	0	114	0	0	0	0	0	0	0	0	150
11:15	11	5	2	6	0	0	0	24	0	0	0	0	0	0	0	0	0	0	0	0	0	0	0	0	1	0	0	0	0	0	0	1	82	18	5	5	0	2	0	112	0	0	0	0	0	0	0	0	137
11:30	14	8	3	5	0	0	0	30	0	0	0	0	0	0	0	0	0	0	0	0	0	0	0	0	2	0	0	0	0	0	0	2	70	26	5	8	0	0	0	109	0	0	0	0	0	0	0	0	141
11:45	19	2	3	6	0	0	0	30	0	0	0	0	0	0	0	0	0	0	0	0	0	0	0	0	2	0	0	0	0	0	0	2	76	17	4	7	0	0	0	104	0	0	0	0	0	0	0	0	136
1 Hr	57	30	9	23	0	0	0	119	0	0	0	0	0	0	0	0	0	0	0	0	0	0	0	0	5	0	1	0	0	0	0	6	313	79	20	25	0	2	0	439	0	0	0	0	0	0	0	0	564
12:00	29	5	5	5	0	0	0	44	0	0	2	0	0	0	0	2	0	0	0	0	0	0	0	0	3	0	0	0	0	0	0	3	71	24	9	1	0	0	0	105	0	1	0	0	0	0	0	1	155
12:15	23	7	4	6	0	0	0	40	0	0	0	0	0	0	0	0	0	0	0	0	0	0	0	0	1	1	0	0	0	0	0	2	91	17	10	8	0	0	0	126	1	0	0	0	0	0	0	1	169
12:30	27	4	2	3	0	0	0	36	3	0	0	0	0	0	0	3	0	0	0	1	0	0	0	1	2	0	0	0	0	0	0	2	70	21	17	1	1	1	0	111	3	0	0	0	0	0	0	3	156
12:45	21	3	5	5	1	0	0	35	1	0	0	0	0	0	0	1	0	0	0	0	0	0	0	0	0	0	0	0	0	0	0	0	82	17	12	7	0	1	0	119	0	0	0	0	0	0	0	0	155
1 Hr	100	19	16	19	1	0	0	155	4	0	2	0	0	0	0	6	0	0	0	1	0	0	0	1	6	1	0	0	0	0	0	7	314	79	48	17	1	2	0	461	4	1	0	0	0	0	0	5	635
13:00	27	6	2	1	1	0	0	37	0	0	0	0	0	0	0	0	0	0	0	0	0	0	0	0	0	0	0	0	0	0	0	0	73	13	9	3	0	0	0	98	1	0	0	0	0	0	0	1	136
13:15	19	4	2	8	0	0	0	33	2	0	1	0	0	0	0	3	0	0	0	0	0	0	0	0	1	0	1	0	0	0	0	2	76	28	6	4	0	0	0	114	0	0	0	0	0	0	0	0	152
13:30	21	11	0	3	0	0	0	35	2	0	0	0	0	0	0	2	0	0	0	0	0	0	0	0	2	0	0	0	0	0	0	2	96	18	13	7	0	1	0	135	0	0	0	0	0	0	0	0	174
13:45	19	7	3	2	0	0	0	31	0	0	0	0	0	0	0	0	0	0	0	0	0	0	0	0	0	0	0	0	0	0	0	0	90	24	9	6	0	0	0	129	0	0	0	0	0	0	0	0	160
1 Hr	86	28	7	14	1	0	0	136	4	0	1	0	0	0	0	5	0	0	0	0	0	0	0	0	3	0	1	0	0	0	0	4	335	83	37	20	0	1	0	476	1	0	0	0	0	0	0	1	622
14:00	16	4	3	4	0	1	0	28	1	0	0	0	0	0	0	1	0	0	0	0	0	0	0	0	2	0	0	0	0	0	0	2	77	19	7	3	4	0	0	110	0	0	0	0	0	0	0	0	141
14:15	8	6	2	4	0	0	0	20	4	0	0	0	0	0	0	4	1	0	0	0	0	0	0	1	4	0	0	0	0	0	0	4	82	14	10	5	0	0	0	111	0	0	0	0	0	0	0	0	140
14:30	16	12	2	2	0	0	0	32	3	0	0	0	0	0	0	3	1	0	0	0	0	0	0	1	3	1	0	0	0	0	0	4	99	19	14	5	0	1	0	138	0	0	0	0	0	0	0	0	178
14:45	19	11	0	7	0	0	0	37	2	1	1	0	0	0	0	4	0	0	0	0	0	0	0	0	6	0	0	0	0	0	0	6	92	23	4	8	0	0	0	127	0	0	0	0	0	0	0	0	174
1 Hr	59	33	7	17	0	1	0	117	10	1	1	0	0	0	0	12	2	0	0	0	0	0	0	2	15	1	0	0	0	0	0	16	350	75	35	21	4	1	0	486	0	0	0	0	0	0	0	0	633
15:00	13	10	4	7	0	0	0	34	5	0	0	0	0	0	0	5	0	0	0	0	0	0	0	0	0	0	0	0	0	0	0	0	80	22	6	9	0	0	0	117	0	0	0	0	0	0	0	0	156
15:15	12	8	4	2	0	0	0	26	1	0	0	0	0	0	0	1	0	0	0	0	0	0	0	0	5	0	0	0	0	0	0	5	95	27	11	6	0	0	0	139	0	0	0	0	0	0	0	0	171
15:30	25	12	4	2	0	0	0	43	3	0	0	0	0	0	0	3	0	0	0	0	0	0	0	0	3	0	0	0	0	1	0	4	109	24	5	3	0	0	0	141	0	0	0	0	0	0	0	0	191
15:45	22	13	1	6	0	1	0	43	3	1	0	0	0	0	0	4	1	0	0	0	0	0	0	1	0	1	0	0	0	0	0	1	113	26	13	10	0	0	0	162	0	0	0	0	0	0	0	0	211
1 Hr	72	43	13	17	0	1	0	146	12	1	0	0	0	0	0	13	1	0	0	0	0	0	0	1	8	1	0	0	0	1	0	10	397	99	35	28	0	0	0	559	0	0	0	0	0	0	0	0	729
16:00	29	5	1	4	0	0	0	39	2	0	0	0	0	0	0	2	0	0	0	0	0	0	0	0	1	2	0	0	0	0	0	3	98	16	7	5	0	1	0	127	1	0	0	0	0	0	0	1	172
16:15	43	19	5	6	0	0	0	73	5	0	0	0	0	0	0	5	0	0	0	0	0	0	0	0	0	0	0	0	0	0	0	0	113	19	9	3	0	0	0	144	0	0	0	0	0	0	0	0	222
16:30	29	16	4	5	0	0	0	54	2	1	0	0	0	0	0	3	0	0	0	0	0	0	0	0	0	0	0	0	0	0	0	0	111	21	5	5	0	0	0	142	0	0	0	0	0	0	0	0	199
16:45	37	8	3	4	0	1	0	53	7	4	0	0	0	0	0	11	0	0	0	0	0	0	0	0	2	1	1	0	0	0	0	4	120	35	5	2	0	0	0	162	0	0	0	0	0	0	0	0	230
1 Hr	138	48	13	19	0	1	0	219	16	5	0	0	0	0	0	21	0	0	0	0	0	0	0	0	3	3	1	0	0	0	0	7	442	91	26	15	0	1	0	575	1	0	0	0	0	0	0	1	823
17:00	24	6	3	4	0	0	0	37	5	3	0	0	0	0	0	8	0	0	0	0	0	0	0	0	0	1	0	0	0	0	0	1	105	23	4	4	1	0	0	137	0	0	0	0	0	0	0	0	183
17:15	48	10	2	2	0	0	0	62	8	0	0	0	0	0	0	8	0	0	0	0	0	0	0	0	1	1	0	0	0	0	0	2	126	19	3	3	1	0	0	152	0	0	0	0	0	0	0	0	224
17:30	65	18	0	4	0	0	0	87	8	2	0	0	0	0	0	10	0	0	0	0	0	0	0	0	3	0	0	0	0	0	0	3	137	7	5	3	0	0	0	152	0	0	0	0	0	0	0	0	252
17:45	53	3	3	0	0	0	0	59	4	0	0	0	0	0	0	4	0	0	0	0	0	0	0	0	2	0	0	0	0	0	0	2	96	9	3	3	1	1	0	113	0	0	0	0	0	0	0	0	178
1 Hr	190	37	8	10	0	0	0	245	25	5	0	0	0	0	0	30	0	0	0	0	0	0	0	0	6	2	0	0	0	0	0	8	464	58	15	13	3	1	0	554	0	0	0	0	0	0	0	0	837
18:00	40	6	1	2	0	0	0	49	2	0	0	0	0	0	0	2	0	0	0	0	0	0	0	0	1	0	0	0	0	0	0	1	91	9	0	2	0	0	0	102	0	0	0	0	0	0	0	0	154
18:15	26	4	0	2	0	1	0	33	1	0	0	0	0	0	0	1	0	0	0	0	0	0	0	0	3	0	1	0	0	0	0	4	89	6	0	2	0	0	0	97	0	0	0	0	0	0	0	0	135
18:30	16	4	0	8	0	0	0	28	2	0	0	0	0	0	0	2	0	0	0	0	0	0	0	0	2	0	0	0	0	0	0	2	80	4	0	1	0	0	0	85	0	0	0	0	0	0	0	0	117
18:45	24	1	0	2	0	0	0	27	0	0	0	0	0	0	0	0	0	0	0	0	0	0	0	0	1	0	0	0	0	0	0	1	64	4	1	1	0	0	0	70	0	0	0	0	0	0	0	0	98
1 Hr	106	15	1	14	0	1	0	137	5	0	0	0	0	0	0	5	0	0	0	0	0	0	0	0	7	0	1	0	0	0	0	8	324	23	1	6	0	0	0	354	0	0	0	0	0	0	0	0	504
Total	1414	411	122	205	2	6	0	2160	97	17	5	0	0	0	0	119	11	0	2	3	0	0	0	16	97	10	5	0	0	1	0	113	4962	957	323	249	13	16	0	6520	8	2	0	0	0	0	0	10	8938

Sky High
Count On Us

Client: PB World
Project: LON-1427 M2 Jct5
Site: 1
Date: 18/03/2015

Entry : Arm D

	Destination : Arm A								Destination : Arm B								Destination : Arm C								Destination : Arm D								Destination : Arm E								Destination : Arm F								Arm Totals
	CAR	LGV	OGV1	OGV2	PSV	MC	PC	Total	CAR	LGV	OGV1	OGV2	PSV	MC	PC	Total	CAR	LGV	OGV1	OGV2	PSV	MC	PC	Total	CAR	LGV	OGV1	OGV2	PSV	MC	PC	Total	CAR	LGV	OGV1	OGV2	PSV	MC	PC	Total	CAR	LGV	OGV1	OGV2	PSV	MC	PC	Total	
07:00	3	0	0	0	0	0	0	3	0	0	0	0	0	0	0	0	14	4	2	0	0	1	0	21	0	0	0	0	0	0	0	0	48	8	2	0	0	0	0	58	1	1	0	0	0	0	0	2	84
07:15	1	0	0	0	0	0	0	1	0	0	0	0	0	0	0	0	27	7	0	0	0	0	0	34	1	1	0	0	0	0	0	2	52	8	0	0	0	0	0	60	1	1	0	0	0	0	0	2	99
07:30	3	0	0	0	0	0	0	3	1	0	0	0	0	0	0	1	35	6	1	0	0	0	0	42	0	0	0	0	0	0	0	0	55	11	0	0	0	1	0	67	1	0	0	0	0	0	0	1	114
07:45	1	0	0	0	0	0	0	1	1	0	0	0	0	0	0	1	31	3	0	0	0	0	0	34	0	0	0	0	0	0	0	0	61	8	0	1	0	0	0	70	3	0	0	0	0	0	0	3	109
1 Hr	8	0	0	0	0	0	0	8	2	0	0	0	0	0	0	2	107	20	3	0	0	1	0	131	1	1	0	0	0	0	0	2	216	35	2	1	0	1	0	255	6	2	0	0	0	0	0	8	406
08:00	1	0	0	0	0	0	0	1	0	0	0	0	0	0	0	0	25	2	0	0	0	0	0	27	0	0	0	0	0	0	0	0	60	7	1	1	0	1	0	70	1	1	1	0	0	0	0	3	101
08:15	1	0	0	1	0	0	0	2	0	1	0	0	0	0	0	1	27	3	0	0	0	0	0	30	0	0	0	0	0	0	0	0	47	3	0	0	0	0	0	50	3	0	0	0	0	0	0	3	86
08:30	1	0	0	0	0	0	0	1	0	0	0	0	0	0	0	0	22	2	0	0	0	1	0	25	0	0	0	0	0	0	0	0	31	3	0	0	0	0	0	34	3	0	0	0	0	0	0	3	63
08:45	3	0	0	1	0	0	0	4	0	0	0	0	0	0	0	0	18	3	0	0	0	0	0	21	0	0	0	0	0	0	0	0	30	5	0	0	0	0	0	35	4	1	0	0	0	0	0	5	65
1 Hr	6	0	0	2	0	0	0	8	0	1	0	0	0	0	0	1	92	10	0	0	0	1	0	103	0	0	0	0	0	0	0	0	168	18	1	1	0	1	0	189	11	2	1	0	0	0	0	14	315
09:00	2	0	0	1	0	0	0	3	1	0	0	0	0	0	0	1	19	3	0	0	0	0	0	22	1	0	0	0	0	0	0	1	33	1	0	0	0	0	0	34	1	0	0	0	0	0	0	1	62
09:15	3	3	0	0	0	0	0	6	0	1	0	0	0	0	0	1	14	0	0	0	0	0	0	14	0	0	0	0	0	0	0	0	23	1	0	1	0	0	0	25	2	0	0	0	0	0	0	2	48
09:30	2	1	0	0	0	0	0	3	0	0	0	0	0	0	0	0	5	0	0	0	0	0	0	5	0	0	0	0	0	0	0	0	11	2	1	1	0	0	0	15	0	0	0	0	0	0	0	0	23
09:45	0	0	0	0	0	0	0	0	0	0	0	0	0	0	0	0	9	2	0	0	0	0	0	11	0	0	0	0	0	0	0	0	14	3	0	0	0	0	0	17	2	0	0	0	0	0	0	2	30
1 Hr	7	4	0	1	0	0	0	12	1	1	0	0	0	0	0	2	47	5	0	0	0	0	0	52	1	0	0	0	0	0	0	1	81	7	1	2	0	0	0	91	5	0	0	0	0	0	0	5	163
10:00	1	1	0	1	0	0	0	3	0	0	0	0	0	0	0	0	5	1	0	0	0	0	0	6	0	0	0	0	0	0	0	0	11	2	0	0	0	0	0	13	0	0	0	0	0	0	0	0	22
10:15	3	1	0	0	0	0	0	4	0	0	0	0	0	0	0	0	8	0	0	0	0	0	0	8	0	0	0	0	0	0	0	0	10	2	2	0	0	0	0	14	0	0	0	0	0	0	0	0	26
10:30	2	0	1	0	0	0	0	3	2	0	1	0	0	0	0	3	6	1	0	0	0	0	0	7	0	0	0	0	0	0	0	0	14	2	1	0	0	0	0	17	0	0	0	0	0	0	0	0	30
10:45	1	0	0	1	0	0	0	2	0	1	0	0	0	0	0	1	6	2	0	0	0	0	0	8	0	0	0	0	0	0	0	0	7	2	1	1	0	0	0	11	2	0	0	0	0	0	0	2	24
1 Hr	7	2	1	2	0	0	0	12	2	1	1	0	0	0	0	4	25	4	0	0	0	0	0	29	0	0	0	0	0	0	0	0	42	8	4	1	0	0	0	55	2	0	0	0	0	0	0	2	102
11:00	3	1	0	1	0	0	0	5	0	0	0	0	0	0	0	0	3	0	0	0	0	0	0	3	0	0	0	0	0	0	0	0	8	3	2	0	0	0	0	13	2	0	0	0	0	0	0	2	23
11:15	0	2	0	0	0	0	0	2	0	0	0	0	0	0	0	0	0	2	0	0	0	0	0	2	0	0	0	0	0	0	0	0	7	2	1	0	0	0	0	10	1	0	0	0	0	0	0	1	15
11:30	2	0	0	0	0	0	0	2	0	0	0	0	0	0	0	0	5	0	0	0	0	0	0	5	0	0	0	0	0	0	0	0	10	0	1	1	0	1	0	13	0	0	0	0	0	0	0	0	20
11:45	1	0	0	0	0	0	0	1	1	0	0	0	0	0	0	1	5	0	0	0	0	0	0	5	0	0	0	0	0	0	0	0	10	3	1	0	0	0	0	14	1	0	0	0	0	0	0	1	22
1 Hr	6	3	0	1	0	0	0	10	1	0	0	0	0	0	0	1	13	2	0	0	0	0	0	15	0	0	0	0	0	0	0	0	35	8	5	1	0	1	0	50	4	0	0	0	0	0	0	4	80
12:00	1	0	0	0	0	0	0	1	0	0	0	0	0	0	0	0	9	2	0	0	0	0	0	11	0	0	0	0	0	0	0	0	6	2	0	0	0	0	0	8	0	0	0	0	0	0	0	0	20
12:15	1	0	0	0	0	0	0	1	0	0	0	0	0	0	0	0	5	1	0	0	0	0	0	6	0	0	0	0	0	0	0	0	4	1	0	0	0	0	0	5	0	0	0	0	0	0	0	0	12
12:30	2	0	0	1	0	0	0	3	1	1	0	0	0	0	0	2	5	0	0	0	0	0	0	5	0	0	0	0	0	0	0	0	9	2	0	0	0	0	0	11	2	1	0	0	0	0	0	3	24
12:45	3	0	0	0	0	0	0	3	0	0	0	0	0	0	0	0	3	0	0	0	0	0	0	3	0	0	0	0	0	0	0	0	13	1	0	0	0	0	0	14	2	0	0	0	0	0	0	2	22
1 Hr	7	0	0	1	0	0	0	8	1	1	0	0	0	0	0	2	22	3	0	0	0	0	0	25	0	0	0	0	0	0	0	0	32	6	0	0	0	0	0	38	4	1	0	0	0	0	0	5	78
13:00	3	1	0	1	0	0	0	5	0	0	0	0	0	0	0	0	5	2	0	0	0	0	0	7	0	0	0	0	0	0	0	0	10	2	1	0	0	0	0	13	3	0	0	0	0	0	0	3	28
13:15	1	1	1	0	0	0	0	3	1	0	0	0	0	0	0	1	4	1	0	0	0	0	0	5	0	0	0	0	0	0	0	0	10	4	0	0	0	0	0	14	1	0	0	0	0	0	0	1	24
13:30	2	0	1	0	0	0	0	3	0	0	0	0	0	0	0	0	5	0	1	0	0	0	0	6	0	0	0	0	0	0	0	0	9	2	0	0	0	0	0	11	3	0	0	0	0	0	0	3	23
13:45	1	0	0	0	0	0	0	1	0	0	0	0	0	0	0	0	2	1	1	0	0	0	0	4	0	0	0	0	0	0	0	0	7	3	0	0	0	0	0	10	0	0	0	0	0	0	0	0	15
1 Hr	7	2	2	1	0	0	0	12	1	0	0	0	0	0	0	1	16	4	2	0	0	0	0	22	0	0	0	0	0	0	0	0	36	11	1	0	0	0	0	48	7	0	0	0	0	0	0	7	90
14:00	9	0	0	0	0	0	0	9	1	0	0	0	0	0	0	1	10	0	0	0	0	0	0	10	0	0	0	0	0	0	0	0	11	1	1	0	0	0	0	13	0	0	0	0	0	0	0	0	33
14:15	5	0	1	0	0	0	0	6	0	0	0	0	0	0	0	0	3	2	0	0	0	0	0	5	0	0	0	0	0	0	0	0	7	1	0	0	0	0	0	8	2	0	0	0	0	0	0	2	21
14:30	0	0	0	0	0	0	0	0	0	0	0	0	0	0	0	0	6	2	1	0	0	0	0	9	0	0	0	0	0	0	0	0	8	0	0	0	0	0	0	8	2	0	0	0	0	0	0	2	19
14:45	1	0	0	0	0	0	0	1	1	0	0	0	0	0	0	1	3	2	0	0	0	0	0	5	0	0	0	0	0	0	0	0	18	0	3	0	0	0	0	21	2	0	0	0	0	0	0	2	30
1 Hr	15	0	1	0	0	0	0	16	2	0	0	0	0	0	0	2	22	6	1	0	0	0	0	29	0	0	0	0	0	0	0	0	44	2	4	0	0	0	0	50	6	0	0	0	0	0	0	6	103
15:00	0	0	0	0	0	0	0	0	0	0	0	0	0	0	0	0	3	1	0	0	0	0	0	4	0	0	0	0	0	0	0	0	15	3	0	1	0	0	0	19	1	0	0	0	0	0	0	1	24
15:15	0	0	0	0	0	0	0	0	0	0	0	0	0	0	0	0	12	2	0	0	0	0	0	14	0	0	0	0	0	0	0	0	14	1	0	0	0	0	0	15	0	0	0	0	0	0	0	0	29
15:30	0	0	0	0	0	0	0	0	0	0	0	0	0	0	0	0	5	4	0	0	0	0	0	9	0	0	0	0	0	0	0	0	9	0	0	0	0	0	0	9	2	1	0	0	0	0	0	3	21
15:45	5	1	0	0	0	0	0	6	0	0	0	0	0	0	0	0	12	3	0	0	0	1	0	16	0	0	0	0	0	0	0	0	12	2	0	0	0	0	0	14	0	1	0	0	0	0	0	1	37
1 Hr	5	1	0	0	0	0	0	6	0	0	0	0	0	0	0	0	32	10	0	0	0	1	0	43	0	0	0	0	0	0	0	0	50	6	0	1	0	0	0	57	3	2	0	0	0	0	0	5	111
16:00	7	0	0	0	0	0	0	7	0	0	0	0	0	0	0	0	10	4	0	0	0	0	0	14	0	0	0	0	0	0	0	0	9	1	3	0	0	0	0	13	3	0	0	0	0	0	0	3	37
16:15	5	0	0	0	0	0	0	5	0	0	0	0	0	0	0	0	15	2	0	0	0	0	0	17	0	0	0	0	0	0	0	0	18	4	0	0	0	0	0	22	2	1	0	0	0	0	0	3	47
16:30	4	0	1	0	0	0	0	5	0	0	0	0	0	0	0	0	8	2	0	0	0	0	0	10	0	0	0	0	0	0	0	0	13	0	0	0	0	0	0	13	0	0	0	0	0	0	0	0	28
16:45	5	1	0	0	0	0	0	6	0	0	0	0	0	0	0	0	15	1	0	0	0	0	0	16	0	0	0	0	0	0	0	0	20	3	0	0	0	0	0	23	1	0	0	0	0	0	0	1	46
1 Hr	21	1	1	0	0	0	0	23	0	0	0	0	0	0	0	0	48	9	0	0	0	0	0	57	0	0	0	0	0	0	0	0	60	8	3	0	0	0	0	71	6	1	0	0	0	0	0	7	158
17:00	7	0	0	0	0	0	0	7	1	0	0	0	0	0	0	1	23	3	0	0	0	0	0	26	0	0	0	0	0	0	0	0	37	2	1	0	0	0	0	40	0	0	0	0	0	0	0	0	74
17:15	6	0	0	0	0	0	0	6	0	0	0	0	0	0	0	0	30	4	0	0	0	0	0	34	0	0	0	0	0	0	0	0	37	3	0	0	0	0	0	40	0	0	0	0	0	0	0	0	80
17:30	3	0	0	0	0	0	0	3	0	0	0	0	0	0	0	0	13	2	0	0	0	0	0	15	0	0	0	0	0	0	0	0	19	1	0	0	0	0	0	20	2	0	0	0	0	0	0	2	40
17:45	8	0	2	0	0	0	0	10	0	0	0	0	0	0	0	0	12	0	0	0	0	0	0	12	0	0	0	0	0	0	0	0	28	0	0	0	0	0	0	28	1	0	0	0	0	0	0	1	51
1 Hr	24	0	2	0	0	0	0	26	1	0	0	0	0	0	0	1	78	9	0	0	0	0	0	87	0	0	0	0	0	0	0	0	121	6	1	0	0	0	0	128	3	0	0	0	0	0	0	3	245
18:00	2	0	0	0	0	0	0	2	2	0	0	0	0	0	0	2	11	1	0	0	0	0	0	12	0	0	0	0	0	0	0	0	18	0	1	0	0	0	0	19	3	1	0	0	0	0	0	4	39
18:15	4	0	0	0	0	0	0	4	0	0	0	0	0	0	0	0	11	0	0	0	0	0	0	11	0	0	0	0	0	0	0	0	14	0	0	0	0	0	0	14	4	0	1	0	0	0	0	5	34
18:30	1	0	0	0	0	0	0	1	1	0	0	0	0	0	0	1	10	1	0	0	0	0	0	11	1	0	0	0	0	0	0	1	15	0	0	0	0	0	0	15	1	0	0	0	0	0	0	1	30
18:45	3	0	0	0	0	0	0	3	1	0	0	0	0	0	0	1	7	0	0	0	0	0	0	7	0	0	0	0	0	0	0	0	10	0	1	0	0	0	0	11	1	0	0	0	0	0	0	1	23
1 Hr	10	0	0	0	0	0	0	10	4	0	0	0	0	0	0	4	39	2	0	0	0	0	0	41	1	0	0	0	0	0	0	1	57	0	2	0	0	0	0	59	9	1	1	0	0	0	0	11	126
Total	123	13	7	8	0	0	0	151	15	4	1	0	0	0	0	20	541	84	6	0	0	3	0	634	3	1	0	0	0	0	0	4	942	115	24	7	0	3	0	1091	66	9	2	0	0	0	0	77	1977

Sky High
Count On Us

Client: PB World
Project: LON-1427 M2 Jct5
Site: 1
Date: 18/03/2015

Entry : Arm E

	Destination : Arm A								Destination : Arm B								Destination : Arm C								Destination : Arm D								Destination : Arm E								Destination : Arm F								Arm Totals
	CAR	LGV	OGV1	OGV2	PSV	MC	PC	Total	CAR	LGV	OGV1	OGV2	PSV	MC	PC	Total	CAR	LGV	OGV1	OGV2	PSV	MC	PC	Total	CAR	LGV	OGV1	OGV2	PSV	MC	PC	Total	CAR	LGV	OGV1	OGV2	PSV	MC	PC	Total	CAR	LGV	OGV1	OGV2	PSV	MC	PC	Total	
07:00	126	31	4	12	0	0	0	173	3	0	0	0	1	0	0	4	7	0	1	1	0	0	0	9	2	0	0	0	0	0	0	2	1	0	0	0	0	0	0	1	74	35	13	12	0	0	0	134	323
07:15	143	44	10	18	0	1	0	216	4	1	0	0	0	0	0	5	8	1	1	0	0	0	0	10	7	1	0	1	0	0	0	9	2	0	1	0	0	0	0	3	97	22	12	13	0	1	0	145	388
07:30	206	64	7	9	0	2	0	288	1	2	0	0	0	0	0	3	0	0	5	0	0	0	0	5	11	2	0	0	0	0	0	13	1	0	0	0	0	0	0	1	119	38	11	2	0	0	0	170	480
07:45	181	55	15	16	0	0	0	267	1	0	0	0	0	0	0	1	7	2	0	4	0	0	0	13	24	6	1	0	0	1	0	32	0	0	1	0	0	0	0	1	144	28	8	3	0	1	0	184	498
1 Hr	656	194	36	55	0	3	0	944	9	3	0	0	1	0	0	13	22	3	7	5	0	0	0	37	44	9	1	1	0	1	0	56	4	0	2	0	0	0	0	6	434	123	44	30	0	2	0	633	1689
08:00	134	32	10	14	0	2	0	192	7	0	0	0	2	0	0	9	18	4	2	2	0	0	0	26	26	1	0	0	0	0	0	27	4	0	0	0	0	0	0	4	122	23	10	8	0	0	0	163	421
08:15	172	11	10	16	0	1	0	210	3	0	0	0	0	0	0	3	12	2	3	1	0	0	0	18	17	0	0	0	0	0	0	17	0	1	0	1	0	0	0	2	113	53	12	6	0	0	0	184	434
08:30	161	24	10	11	0	0	0	206	6	0	0	0	0	0	0	6	21	2	2	0	0	0	0	25	15	0	0	0	0	0	0	15	3	2	0	0	0	0	0	5	124	30	6	7	0	1	0	168	425
08:45	124	35	12	16	0	0	0	187	2	0	0	0	0	0	0	2	11	0	2	2	0	0	0	15	15	2	0	0	0	0	0	17	1	0	2	1	0	0	0	4	95	29	14	9	0	0	0	147	372
1 Hr	591	102	42	57	0	3	0	795	18	0	0	0	2	0	0	20	62	8	9	5	0	0	0	84	73	3	0	0	0	0	0	76	8	3	2	2	0	0	0	15	454	135	42	30	0	1	0	662	1652
09:00	111	19	16	16	0	0	0	162	2	0	0	0	0	0	0	2	10	3	6	0	0	0	0	19	10	3	0	1	0	0	0	14	5	0	0	0	0	0	0	5	95	20	13	6	1	0	0	135	337
09:15	85	29	5	17	0	0	0	136	3	0	0	0	0	0	0	3	24	6	5	6	0	0	0	41	10	1	0	0	0	0	0	11	0	0	0	0	0	0	0	0	117	14	16	4	0	1	0	152	343
09:30	105	28	11	25	0	0	0	169	2	0	0	0	1	0	0	3	10	3	1	2	0	0	0	16	6	2	0	0	0	0	0	8	2	1	1	0	0	0	0	4	67	15	6	9	0	1	0	98	298
09:45	83	36	9	26	0	0	0	154	2	1	0	0	0	0	0	3	9	0	1	3	0	0	0	13	5	1	0	0	0	0	0	6	0	1	2	0	0	0	0	3	90	19	7	7	0	2	0	125	304
1 Hr	384	112	41	84	0	0	0	621	9	1	0	0	1	0	0	11	53	12	13	11	0	0	0	89	31	7	0	1	0	0	0	39	7	2	3	0	0	0	0	12	369	68	42	26	1	4	0	510	1282
10:00	83	19	13	19	0	0	0	134	3	0	0	0	1	0	0	4	6	0	1	0	0	0	0	7	4	3	1	1	0	0	0	9	2	0	2	0	0	0	0	4	87	15	6	8	2	0	0	118	276
10:15	85	20	11	15	0	1	0	132	3	0	0	0	0	0	0	3	0	2	0	0	0	0	0	2	2	0	0	0	0	0	0	2	2	2	2	0	0	0	0	6	81	17	12	3	1	0	0	114	259
10:30	97	28	9	20	0	0	0	154	0	0	0	0	1	0	0	1	6	2	0	0	0	0	0	8	4	4	1	0	0	0	0	9	1	0	0	0	0	0	0	1	92	11	6	6	0	0	0	115	288
10:45	92	35	9	21	1	0	0	158	2	0	1	0	0	0	0	3	12	0	4	1	0	0	0	17	5	1	1	0	0	0	0	7	2	0	0	1	0	0	0	3	75	10	10	9	0	0	0	104	292
1 Hr	357	102	42	75	1	1	0	578	8	0	1	0	2	0	0	11	24	4	5	1	0	0	0	34	15	8	3	1	0	0	0	27	7	2	4	1	0	0	0	14	335	53	34	26	3	0	0	451	1115
11:00	75	22	15	24	0	2	0	138	1	1	0	0	1	0	0	3	15	5	2	2	0	0	0	24	6	1	0	0	0	0	0	7	0	0	0	0	0	0	0	0	59	11	8	3	1	0	0	82	254
11:15	69	24	9	21	0	0	0	123	1	0	0	0	0	0	0	1	13	0	0	0	0	0	0	13	6	0	0	0	0	0	0	6	1	0	1	4	0	0	0	6	97	14	12	10	3	0	0	136	285
11:30	93	27	15	18	0	0	0	153	3	1	0	0	1	0	0	5	12	1	2	2	0	0	0	17	8	0	0	0	0	0	0	8	0	3	0	0	0	0	0	3	86	18	13	6	1	0	0	124	310
11:45	112	18	11	22	0	0	0	163	1	3	0	0	0	0	0	4	15	2	2	0	0	0	0	19	6	0	0	0	0	0	0	6	2	1	0	0	0	0	0	3	71	12	7	8	0	0	0	98	293
1 Hr	349	91	50	85	0	2	0	577	6	5	0	0	2	0	0	13	55	8	6	4	0	0	0	73	26	1	0	0	0	0	0	27	3	4	1	4	0	0	0	12	313	55	40	27	5	0	0	440	1142
12:00	97	30	14	22	0	2	0	165	2	0	0	0	0	0	0	2	9	2	1	0	0	0	0	12	7	0	0	0	0	0	0	7	1	2	0	0	0	0	0	3	83	20	6	9	2	0	0	120	309
12:15	101	27	12	12	0	1	0	153	2	2	0	0	0	0	0	4	12	3	2	4	0	0	0	21	6	0	0	0	0	0	0	6	1	2	1	1	0	0	0	5	75	14	14	9	2	1	0	115	304
12:30	95	26	13	23	0	0	0	157	3	0	0	0	2	0	0	5	18	3	0	0	0	0	0	21	6	2	0	0	0	0	0	8	1	15	0	0	0	0	0	16	82	16	7	5	0	0	0	110	317
12:45	98	20	9	21	0	0	0	148	0	1	0	1	0	0	0	2	9	3	1	2	0	0	0	15	6	4	0	0	0	0	0	10	2	0	0	1	0	0	0	3	86	10	7	5	1	0	0	109	287
1 Hr	391	103	48	78	0	3	0	623	7	3	0	1	2	0	0	13	48	11	4	6	0	0	0	69	25	6	0	0	0	0	0	31	5	19	1	2	0	0	0	27	326	60	34	28	5	1	0	454	1217
13:00	105	20	12	19	1	0	0	157	7	3	0	0	1	0	0	11	12	3	3	0	0	0	0	18	9	2	0	0	0	0	0	11	1	1	0	0	0	0	0	2	74	15	13	6	0	1	0	109	308
13:15	128	30	17	16	1	0	0	192	7	2	1	0	0	0	0	10	13	0	0	0	0	0	0	13	6	0	0	0	0	0	0	6	1	1	0	0	0	0	0	2	95	13	6	8	0	0	0	122	345
13:30	83	38	9	20	0	0	0	150	3	1	0	0	1	0	0	5	15	4	1	4	0	0	0	24	9	2	0	0	0	0	0	11	3	0	0	0	0	0	0	3	90	14	6	6	2	0	0	118	311
13:45	90	30	11	20	0	1	0	152	0	0	0	0	0	0	0	0	8	2	1	0	0	0	0	11	9	2	0	0	0	0	0	11	1	0	1	0	0	0	0	2	90	23	10	7	1	0	0	131	307
1 Hr	406	118	49	75	2	1	0	651	17	6	1	0	2	0	0	26	48	9	5	4	0	0	0	66	33	6	0	0	0	0	0	39	6	2	1	0	0	0	0	9	349	65	35	27	3	1	0	480	1271
14:00	104	27	15	25	0	0	0	171	1	0	0	0	1	0	0	2	10	0	3	1	0	0	0	14	6	2	0	0	0	0	0	8	3	0	0	2	0	0	0	5	102	24	2	6	0	1	0	135	335
14:15	128	31	9	20	0	0	0	188	4	0	0	0	0	0	0	4	16	2	0	0	0	0	0	18	6	1	0	0	0	0	0	7	1	0	1	1	0	0	0	3	103	27	7	7	0	0	0	144	364
14:30	109	51	18	28	0	0	0	206	8	2	0	0	1	0	0	11	15	0	0	0	0	0	0	15	7	2	0	0	0	0	0	9	1	0	0	0	0	0	0	1	90	20	7	6	0	0	0	123	365
14:45	129	40	23	22	0	1	0	215	7	0	0	0	0	0	0	7	22	0	2	3	0	0	0	27	2	2	2	1	0	0	0	7	4	0	0	1	0	0	0	5	87	26	7	11	0	2	0	133	394
1 Hr	470	149	65	95	0	1	0	780	20	2	0	0	2	0	0	24	63	2	5	4	0	0	0	74	21	7	2	1	0	0	0	31	9	0	1	4	0	0	0	14	382	97	23	30	0	3	0	535	1458
15:00	151	34	13	15	0	0	0	213	10	0	0	0	1	0	0	11	15	6	1	0	0	0	0	22	11	1	1	0	0	0	0	13	1	0	0	1	0	0	0	2	85	21	6	14	0	0	0	126	387
15:15	163	37	15	21	0	0	0	236	5	4	0	0	0	0	0	9	0	4	0	0	0	0	0	4	10	0	0	0	0	1	0	11	0	0	0	0	0	0	0	0	119	33	5	8	0	0	0	165	425
15:30	150	48	11	22	0	0	0	231	11	0	0	0	0	0	0	11	21	0	5	0	0	0	0	26	9	2	0	0	0	0	0	11	1	0	0	0	0	0	0	1	102	43	9	9	0	0	0	163	443
15:45	156	46	11	32	0	0	0	245	6	0	0	0	1	0	0	7	14	0	3	1	0	0	0	18	9	0	1	0	0	0	0	10	2	0	0	0	0	0	0	2	128	40	4	6	0	0	0	178	460
1 Hr	620	165	50	90	0	0	0	925	32	4	0	0	2	0	0	38	50	10	9	1	0	0	0	70	39	3	2	0	0	1	0	45	4	0	0	1	0	0	0	5	434	137	24	37	0	0	0	632	1715
16:00	168	43	11	21	0	0	0	243	7	3	0	0	0	0	0	10	20	0	4	2	0	0	0	26	6	2	0	0	0	0	0	8	2	0	0	0	0	0	0	2	161	29	5	8	0	0	0	203	492
16:15	174	60	6	15	0	0	0	255	10	4	0	0	0	0	0	14	6	6	0	0	0	0	0	12	8	1	1	0	0	0	0	10	0	0	0	1	0	0	0	1	159	35	5	5	1	1	0	206	498
16:30	215	68	15	12	0	0	0	310	12	3	0	0	1	0	0	16	29	7	1	0	0	0	0	37	8	2	0	0	0	0	0	10	1	0	0	0	0	0	0	1	167	54	4	4	0	1	0	230	604
16:45	219	59	16	14	0	0	0	308	15	5	0	0	0	0	0	20	20	0	0	1	0	0	0	21	11	3	0	1	0	0	0	15	1	0	0	0	0	0	0	1	198	42	2	4	1	1	0	248	613
1 Hr	776	230	48	62	0	0	0	1116	44	15	0	0	1	0	0	60	75	13	5	3	0	0	0	96	33	8	1	1	0	0	0	43	4	0	0	1	0	0	0	5	685	160	16	21	2	3	0	887	2207
17:00	240	56	5	13	0	0	0	314	18	4	0	0	1	0	0	23	16	10	0	0	0	0	0	26	16	4	0	0	0	1	0	21	0	2	0	0	0	0	0	2	182	46	5	4	1	0	0	238	624
17:15	285	59	8	8	2	1	0	363	23	8	0	0	2	0	0	33	0	5	0	2	0	0	0	7	10	2	0	0	0	0	0	12	0	0	0	0	0	0	0	0	170	42	4	0	0	1	0	217	632
17:30	268	45	10	14	0	1	0	338	15	3	1	0	0	0	0	19	34	9	2	0	0	1	0	46	11	1	0	0	0	1	0	13	2	0	0	0	0	0	0	2	164	37	3	2	0	0	0	206	624
17:45	257	52	10	10	0	3	0	332	12	2	0	0	1	0	0	15	30	5	0	0	0	0	0	35	18	2	0	0	0	0	0	20	1	0	0	0	0	0	0	1	198	30	5	4	0	1	0	238	641
1 Hr	1050	212	33	45	2	5	0	1347	68	17	1	0	4	0	0	90	80	29	2	2	0	1	0	114	55	9	0	0	0	2	0	66	3	2	0	0	0	0	0	5	714	155	17	10	1	2	0	899	2521
18:00	284	40	5	11	0	1	0	341	16	5	1	0	1	0	0	23	22	7	1	2	0	0	0	32	10	0	0	0	0	0	0	10	1	0	0	0	0	0	0	1	197	26	4	2	1	0	0	230	637
18:15	254	32	3	10	0	3	0	302	7	2	0	0	0	0	0	9	9	0	1	0	0	0	0	10	11	0	0	0	0	0	0	11	1	0	0	0	0	0	0	1	180	21	4	3	0	1	0	209	542
18:30	189	22	5	8	2	1	0	227	5	3	0	0	0	0	0	8	16	3	0	0	0	0	0	19	12	1	0	0	0	0	0	13	1	0	0	0	0	0	0	1	153	10	2	2	0	0	0	167	435
18:45	148	18	7	7	0	0	0	180	3	0	0	0	0	0	0	3	16	4	0	0	0	0	0	20	9	0	0	0	0	0	0	9	1	0	0	0	0	0	0	1	100	6	0	4	0	0	0	110	323
1 Hr	875	112	20	36	2	5	0	1050	31	10	1	0	1	0	0	43	63	14	2	2	0	0	0	81	42	1	0	0	0	0	0	43	4	0	0	0	0	0	0	4	630	63	10	11	1	1	0	716	1937
Total	6925	1690	524	837	7	24	0	10007	269	66	4	1	22	0	0	362	643	123	72	48	0	1	0	887	437	68	9	5	0	4	0	523	64	34	15	15	0	0	0	128	5425	1171	361	303	21	18	0	7299	19206

Sky High
Count On Us

Client: PB World
Project: LON-1427 M2 Jct5
Site: 1
Date: 18/03/2015

Entry : Arm F

	Destination : Arm A								Destination : Arm B								Destination : Arm C								Destination : Arm D								Destination : Arm E								Destination : Arm F								Arm Totals
	CAR	LGV	OGV1	OGV2	PSV	MC	PC	Total	CAR	LGV	OGV1	OGV2	PSV	MC	PC	Total	CAR	LGV	OGV1	OGV2	PSV	MC	PC	Total	CAR	LGV	OGV1	OGV2	PSV	MC	PC	Total	CAR	LGV	OGV1	OGV2	PSV	MC	PC	Total	CAR	LGV	OGV1	OGV2	PSV	MC	PC	Total	
07:00	123	43	18	19	0	0	0	203	2	1	0	0	0	0	0	3	0	0	0	0	0	0	0	0	3	0	1	0	0	0	0	4	15	11	1	0	0	0	0	27	0	0	0	0	0	0	0	0	237
07:15	207	51	11	20	0	0	0	289	4	0	0	0	0	0	0	4	0	0	0	0	0	0	0	0	4	5	0	1	0	0	0	10	30	6	0	3	0	0	0	39	0	0	0	0	0	0	0	0	342
07:30	228	69	17	31	0	1	0	346	9	0	0	0	0	0	0	9	0	0	0	3	0	0	0	3	15	3	0	0	0	0	0	18	17	8	0	0	0	1	0	26	0	0	0	0	0	0	0	0	402
07:45	233	58	15	31	0	2	0	339	4	3	0	0	0	0	0	7	0	2	0	0	0	0	0	2	11	2	0	0	0	0	0	13	20	10	0	2	0	0	0	32	0	0	0	0	0	0	0	0	393
1 Hr	791	221	61	101	0	3	0	1177	19	4	0	0	0	0	0	23	0	2	0	3	0	0	0	5	33	10	1	1	0	0	0	45	82	35	1	5	0	1	0	124	0	0	0	0	0	0	0	0	1374
08:00	197	42	16	21	1	1	0	278	8	1	0	0	0	0	0	9	0	0	0	0	0	0	0	0	16	2	0	0	0	0	0	18	34	3	4	1	0	0	0	42	0	0	0	0	0	0	0	0	347
08:15	182	45	17	24	0	0	0	268	2	1	1	0	0	0	0	4	2	0	0	0	0	0	0	2	16	3	0	0	0	0	0	19	13	5	2	1	0	0	0	21	0	0	0	0	0	0	0	0	314
08:30	168	28	19	18	0	1	0	234	4	0	0	0	0	0	0	4	1	0	0	0	0	0	0	1	29	0	0	0	0	0	0	29	15	5	1	0	0	0	0	21	0	0	0	0	0	0	0	0	289
08:45	159	27	23	23	0	0	0	232	1	3	0	0	0	0	0	4	0	1	0	0	0	0	0	1	25	1	0	0	0	0	0	26	21	0	1	1	0	0	0	23	0	0	0	0	0	0	0	0	286
1 Hr	706	142	75	86	1	2	0	1012	15	5	1	0	0	0	0	21	3	1	0	0	0	0	0	4	86	6	0	0	0	0	0	92	83	13	8	3	0	0	0	107	0	0	0	0	0	0	0	0	1236
09:00	146	34	13	21	0	0	0	214	2	0	0	0	0	0	0	2	0	0	0	0	0	0	0	0	7	1	0	0	0	0	0	8	10	3	3	2	0	0	0	18	0	0	0	0	0	0	0	0	242
09:15	116	26	7	19	1	1	0	170	8	0	0	0	0	0	0	8	0	0	0	0	0	0	0	0	5	0	0	0	0	0	0	5	17	7	0	2	0	0	0	26	0	0	0	0	0	0	0	0	209
09:30	106	22	13	19	0	0	0	160	3	0	0	0	0	0	0	3	2	0	0	0	0	0	0	2	8	3	1	0	0	0	0	12	13	2	4	4	1	0	0	24	0	0	0	0	0	0	0	0	201
09:45	102	26	12	18	1	0	0	159	5	1	0	0	0	0	0	6	0	0	0	0	0	0	0	0	7	0	4	0	0	0	0	11	14	4	0	1	0	0	0	19	0	0	0	0	0	0	0	0	195
1 Hr	470	108	45	77	2	1	0	703	18	1	0	0	0	0	0	19	2	0	0	0	0	0	0	2	27	4	5	0	0	0	0	36	54	16	7	9	1	0	0	87	0	0	0	0	0	0	0	0	847
10:00	95	24	8	28	0	0	0	155	5	0	0	0	0	0	0	5	0	0	0	0	0	0	0	0	5	0	0	0	0	0	0	5	13	4	0	2	0	0	0	19	0	0	0	0	0	0	0	0	184
10:15	129	22	10	19	0	0	0	180	1	1	0	0	0	0	0	2	0	0	0	2	0	0	0	2	4	2	0	0	0	0	0	6	12	0	2	0	0	0	0	14	0	0	0	0	0	0	0	0	204
10:30	112	34	22	13	0	0	0	181	5	0	1	0	0	0	0	6	0	1	1	0	0	0	0	2	2	2	0	0	0	0	0	4	12	4	2	2	0	0	0	20	0	0	0	0	0	0	0	0	213
10:45	114	23	15	20	0	0	0	172	3	0	0	0	0	0	0	3	0	0	0	3	0	0	0	3	5	2	1	0	0	2	0	10	20	0	0	0	0	0	0	20	0	0	0	0	0	0	0	0	208
1 Hr	450	103	55	80	0	0	0	688	14	1	1	0	0	0	0	16	0	1	1	5	0	0	0	7	16	6	1	0	0	2	0	25	57	8	4	4	0	0	0	73	0	0	0	0	0	0	0	0	809
11:00	90	24	14	32	0	0	0	160	0	1	0	0	0	0	0	1	0	0	1	2	0	0	0	3	3	0	0	0	0	0	0	3	8	1	0	0	0	0	0	9	0	0	0	0	0	0	0	0	176
11:15	99	27	21	30	0	0	0	177	3	0	1	0	0	0	0	4	0	0	0	1	0	0	0	1	2	0	0	0	0	0	0	2	21	3	0	1	0	0	0	25	0	0	0	0	0	0	0	0	209
11:30	108	26	10	28	0	0	0	172	5	1	0	0	0	0	0	6	2	0	0	0	0	0	0	2	3	1	0	0	0	0	0	4	19	5	0	0	0	0	0	24	0	0	0	0	0	0	0	0	208
11:45	114	24	10	16	0	0	0	164	3	2	0	0	0	0	0	5	2	0	1	2	0	0	0	5	2	1	0	0	0	0	0	3	9	5	1	1	0	1	0	17	0	0	0	0	0	0	0	0	194
1 Hr	411	101	55	106	0	0	0	673	11	4	1	0	0	0	0	16	4	0	2	5	0	0	0	11	10	2	0	0	0	0	0	12	57	14	1	2	0	1	0	75	0	0	0	0	0	0	0	0	787
12:00	102	24	17	27	0	0	0	170	2	0	0	0	0	0	0	2	0	0	0	1	0	0	0	1	2	0	0	0	0	0	0	2	15	4	5	0	0	0	0	24	0	0	0	0	0	0	0	0	199
12:15	103	25	8	32	0	0	0	168	1	0	2	0	0	0	0	3	0	0	0	0	0	0	0	0	2	0	0	0	0	0	0	2	13	3	0	1	0	0	0	17	0	0	0	0	0	0	0	0	190
12:30	121	19	14	22	1	2	0	179	3	0	0	0	0	0	0	3	3	0	2	2	0	0	0	7	5	0	0	0	0	0	0	5	10	1	1	0	0	0	0	12	0	0	0	0	0	0	0	0	206
12:45	118	33	13	26	0	1	0	191	5	2	0	0	0	0	0	7	0	0	0	0	0	0	0	0	5	1	0	0	0	0	0	6	14	4	0	1	0	0	0	19	0	0	0	0	0	0	0	0	223
1 Hr	444	101	52	107	1	3	0	708	11	2	2	0	0	0	0	15	3	0	2	3	0	0	0	8	14	1	0	0	0	0	0	15	52	12	6	2	0	0	0	72	0	0	0	0	0	0	0	0	818
13:00	108	28	13	30	0	1	0	180	3	0	0	0	0	0	0	3	0	0	0	0	0	0	0	0	6	1	0	0	0	0	0	7	36	7	0	0	1	0	0	44	0	0	0	0	0	0	0	0	234
13:15	113	26	11	21	0	0	0	171	4	1	0	0	0	0	0	5	0	0	0	0	0	0	0	0	3	0	0	0	0	0	0	3	19	2	2	2	0	0	0	26	0	0	0	0	0	0	0	0	205
13:30	163	36	14	16	0	1	0	230	3	0	0	0	0	0	0	3	0	0	0	2	0	0	0	2	5	0	0	0	0	0	0	5	18	4	0	2	0	0	0	24	0	0	0	0	0	0	0	0	264
13:45	93	28	14	25	0	2	0	162	0	0	0	0	0	0	0	0	2	0	1	0	0	0	0	3	4	1	0	0	0	0	0	5	15	5	2	0	0	0	0	22	0	0	0	0	0	0	0	0	192
1 Hr	477	118	52	92	0	4	0	743	10	1	0	0	0	0	0	11	2	0	1	2	0	0	0	5	18	2	0	0	0	0	0	20	89	18	4	4	1	0	0	116	0	0	0	0	0	0	0	0	895
14:00	124	35	10	19	0	0	0	188	1	1	0	0	0	0	0	2	3	0	0	0	0	0	0	3	8	0	0	0	0	0	0	8	6	3	2	1	0	0	0	12	0	0	0	0	0	0	0	0	213
14:15	157	39	18	35	0	1	0	250	5	0	0	0	0	0	0	5	1	1	3	0	0	0	0	5	9	1	1	0	0	0	0	11	15	7	1	3	0	0	0	26	0	0	0	0	0	0	0	0	297
14:30	150	46	12	27	0	0	0	235	4	1	0	0	0	0	0	5	0	0	0	1	0	0	0	1	4	2	0	0	0	0	0	6	19	3	2	0	0	0	0	24	0	0	0	0	0	0	0	0	271
14:45	173	46	11	37	0	0	0	267	6	1	0	0	0	0	0	7	0	0	0	0	0	0	0	0	6	4	0	0	0	0	0	10	17	0	1	0	0	0	0	18	0	0	0	0	0	0	0	0	302
1 Hr	604	166	51	118	0	1	0	940	16	3	0	0	0	0	0	19	4	1	3	1	0	0	0	9	27	7	1	0	0	0	0	35	57	13	6	4	0	0	0	80	0	0	0	0	0	0	0	0	1083
15:00	155	38	15	33	0	1	0	242	6	0	0	0	0	0	0	6	0	0	0	0	0	0	0	0	12	1	0	0	0	0	0	13	12	7	0	0	0	0	0	19	0	0	0	0	0	0	0	0	280
15:15	182	50	14	29	0	0	0	275	7	0	1	0	0	0	0	8	0	0	0	0	0	0	0	0	18	0	0	0	0	0	0	18	4	5	0	2	0	0	0	11	0	0	0	0	0	0	0	0	312
15:30	192	54	15	32	0	0	0	293	7	0	0	0	0	0	0	7	0	0	0	1	0	0	0	1	6	1	0	0	0	0	0	7	21	5	1	1	0	0	0	28	0	0	0	0	0	0	0	0	336
15:45	185	59	7	27	0	1	0	279	3	2	0	0	0	0	0	5	2	0	0	1	0	0	0	3	15	2	0	0	0	0	0	17	12	0	0	0	0	0	0	12	0	0	0	0	0	0	0	0	316
1 Hr	714	201	51	121	0	2	0	1089	23	2	1	0	0	0	0	26	2	0	0	2	0	0	0	4	51	4	0	0	0	0	0	55	49	17	1	3	0	0	0	70	0	0	0	0	0	0	0	0	1244
16:00	197	48	18	20	0	0	0	283	3	2	0	0	0	0	0	5	0	0	0	0	0	0	0	0	14	1	0	0	0	0	0	15	16	2	2	1	0	0	0	21	0	0	0	0	0	0	0	0	324
16:15	237	46	10	15	0	3	0	311	5	2	0	0	0	0	0	7	1	0	0	0	0	0	0	1	7	1	1	0	0	1	0	10	25	3	1	0	0	0	0	29	0	0	0	0	0	0	0	0	358
16:30	256	85	17	20	0	2	0	380	3	9	0	0	0	0	0	12	3	0	0	2	0	0	0	5	13	2	0	0	0	0	0	15	14	4	1	0	0	0	0	19	0	0	0	0	0	0	0	0	431
16:45	272	68	4	26	0	5	0	375	11	4	0	0	0	0	0	15	3	4	0	0	0	0	0	7	10	1	0	0	0	0	0	11	13	0	0	1	0	0	0	14	0	0	0	0	0	0	0	0	422
1 Hr	962	247	49	81	0	10	0	1349	22	17	0	0	0	0	0	39	7	4	0	2	0	0	0	13	44	5	1	0	0	1	0	51	68	9	4	2	0	0	0	83	0	0	0	0	0	0	0	0	1535
17:00	293	70	11	14	0	4	0	392	8	4	0	0	0	0	0	12	11	2	0	0	0	0	0	13	13	2	1	0	0	0	0	16	16	2	2	1	0	0	0	21	0	0	0	0	0	0	0	0	454
17:15	296	60	7	14	0	0	0	377	9	2	0	0	0	0	0	11	19	0	1	0	0	0	0	20	16	2	0	0	0	0	0	18	3	0	4	0	0	0	0	7	0	0	0	0	0	0	0	0	433
17:30	290	63	5	15	0	1	0	374	11	1	0	0	0	0	0	12	4	0	0	0	0	0	0	4	12	1	0	0	0	0	0	13	23	6	3	0	0	0	0	32	0	0	0	0	0	0	0	0	435
17:45	273	62	7	18	2	2	0	364	12	4	0	0	0	0	0	16	2	0	0	0	0	0	0	2	9	0	1	0	0	0	0	10	19	3	0	0	0	0	0	22	0	0	0	0	0	0	0	0	414
1 Hr	1152	255	30	61	2	7	0	1507	40	11	0	0	0	0	0	51	36	2	1	0	0	0	0	39	50	5	2	0	0	0	0	57	61	11	9	1	0	0	0	82	0	0	0	0	0	0	0	0	1736
18:00	237	45	5	18	1	3	0	309	10	1	0	0	0	0	0	11	0	0	0	0	0	0	0	0	9	1	0	0	0	0	0	10	16	1	0	0	1	0	0	18	0	0	0	0	0	0	0	0	348
18:15	222	29	6	15	2	1	0	275	8	2	0	0	0	0	0	10	0	0	0	0	0	0	0	0	15	0	0	0	0	1	0	16	11	4	0	0	0	0	0	15	0	0	0	0	0	0	0	0	316
18:30	199	23	4	8	3	3	0	240	8	3	1	0	0	0	0	12	0	0	0	1	0	0	0	1	12	0	1	0	0	0	0	13	20	0	0	0	0	0	0	20	0	0	0	0	0	0	0	0	286
18:45	189	22	2	8	0	0	0	221	3	0	0	0	0	0	0	3	0	0	0	0	0	0	0	0	13	1	0	0	0	0	0	14	10	0	0	0	0	0	0	10	0	0	0	0	0	0	0	0	248
1 Hr	847	119	17	49	6	7	0	1045	29	6	1	0	0	0	0	36	0	0	0	1	0	0	0	1	49	2	1	0	0	1	0	53	57	5	0	0	1	0	0	63	0	0	0	0	0	0	0	0	1198
Total	8028	1882	593	1079	12	40	0	11634	228	57	7	0	0	0	0	292	63	11	10	24	0	0	0	108	425	54	12	1	0	4	0	496	766	171	51	39	3	2	0	1032	0	0	0	0	0	0	0	0	13562

Sky High
Count On Us

Client: PB World
Project: LON-1427 M2 Jct5
Site: 1
Date: 18/03/2015

ORIGIN SUMMARY

	Origin : Arm A								Origin : Arm B								Origin : Arm C								Origin : Arm D								Origin : Arm E								Origin : Arm F								Origin Totals
	CAR	LGV	OGV1	OGV2	PSV	MC	PC	Total	CAR	LGV	OGV1	OGV2	PSV	MC	PC	Total	CAR	LGV	OGV1	OGV2	PSV	MC	PC	Total	CAR	LGV	OGV1	OGV2	PSV	MC	PC	Total	CAR	LGV	OGV1	OGV2	PSV	MC	PC	Total	CAR	LGV	OGV1	OGV2	PSV	MC	PC	Total	
07:00	389	114	25	37	0	6	0	571	75	21	0	0	2	0	0	98	194	72	8	5	0	2	0	281	66	13	4	0	0	1	0	84	213	66	18	25	1	0	0	323	143	55	20	19	0	0	0	237	1594
07:15	393	110	17	25	2	1	0	548	95	14	1	0	0	0	0	110	227	46	6	5	0	4	0	288	82	17	0	0	0	0	0	99	261	69	24	32	0	2	0	388	245	62	11	24	0	0	0	342	1775
07:30	367	94	20	40	1	0	0	522	56	14	0	0	0	0	0	70	259	37	7	8	2	0	0	313	95	17	1	0	0	1	0	114	338	106	23	11	0	2	0	480	269	80	17	34	0	2	0	402	1901
07:45	377	76	23	26	1	8	0	511	54	11	1	0	1	0	0	67	234	53	5	12	0	0	0	304	97	11	0	1	0	0	0	109	357	91	25	23	0	2	0	498	268	75	15	33	0	2	0	393	1882
1 Hr	1526	394	85	128	4	15	0	2152	280	60	2	0	3	0	0	345	914	208	26	30	2	6	0	1186	340	58	5	1	0	2	0	406	1169	332	90	91	1	6	0	1689	925	272	63	110	0	4	0	1374	7152
08:00	357	68	15	44	0	5	0	489	46	14	1	1	1	0	0	63	222	35	10	7	0	0	0	274	87	10	2	1	0	1	0	101	311	60	22	24	2	2	0	421	255	48	20	22	1	1	0	347	1695
08:15	369	77	25	36	1	2	0	510	66	11	1	1	1	1	1	82	184	26	11	8	0	1	0	230	78	7	0	1	0	0	0	86	317	67	25	24	0	1	0	434	215	54	20	25	0	0	0	314	1656
08:30	313	67	27	58	0	5	0	470	42	7	2	0	0	0	0	51	217	26	6	12	0	0	0	261	57	5	0	0	0	1	0	63	330	58	18	18	0	1	0	425	217	33	20	18	0	1	0	289	1559
08:45	327	83	45	42	0	1	0	498	46	3	0	0	0	0	0	49	187	28	6	6	0	0	0	227	55	9	0	1	0	0	0	65	248	66	30	28	0	0	0	372	206	32	24	24	0	0	0	286	1497
1 Hr	1366	295	112	180	1	13	0	1967	200	35	4	2	2	1	1	245	810	115	33	33	0	1	0	992	277	31	2	3	0	2	0	315	1206	251	95	94	2	4	0	1652	893	167	84	89	1	2	0	1236	6407
09:00	277	57	25	65	0	1	0	425	37	4	2	0	1	0	0	44	168	25	10	17	2	0	0	222	57	4	0	1	0	0	0	62	233	45	35	23	1	0	0	337	165	38	16	23	0	0	0	242	1332
09:15	305	48	42	42	2	0	1	440	21	4	2	0	0	0	1	28	160	34	9	10	0	1	0	214	42	5	0	1	0	0	0	48	239	50	26	27	0	1	0	343	146	33	7	21	1	1	0	209	1282
09:30	292	57	26	34	0	1	0	410	23	2	1	0	1	0	0	27	141	27	16	13	0	0	0	197	18	3	1	1	0	0	0	23	192	49	19	36	1	1	0	298	132	27	18	23	1	0	0	201	1156
09:45	243	62	14	54	0	1	0	374	15	2	1	0	0	0	0	18	121	24	12	19	0	0	0	176	25	5	0	0	0	0	0	30	189	58	19	36	0	2	0	304	128	31	16	19	1	0	0	195	1097
1 Hr	1117	224	107	195	2	3	1	1649	96	12	6	0	2	0	1	117	590	110	47	59	2	1	0	809	142	17	1	3	0	0	0	163	853	202	99	122	2	4	0	1282	571	129	57	86	3	1	0	847	4867
10:00	237	68	19	51	0	0	0	375	17	3	0	0	1	0	0	21	121	21	10	8	0	1	0	161	17	4	0	1	0	0	0	22	185	37	23	28	3	0	0	276	118	28	8	30	0	0	0	184	1039
10:15	275	65	38	66	0	1	0	445	13	2	0	0	0	0	0	15	80	30	15	12	1	0	0	138	21	3	2	0	0	0	0	26	173	41	25	18	1	1	0	259	146	25	12	21	0	0	0	204	1087
10:30	228	67	30	61	1	1	0	388	16	4	2	1	1	0	0	24	96	20	12	21	0	1	0	150	24	3	3	0	0	0	0	30	200	45	16	26	1	0	0	288	131	41	26	15	0	0	0	213	1093
10:45	213	72	28	48	0	0	0	361	15	5	0	0	0	0	0	20	93	32	15	15	0	0	0	155	16	5	1	2	0	0	0	24	188	46	25	32	1	0	0	292	142	25	16	23	0	2	0	208	1060
1 Hr	953	272	115	226	1	2	0	1569	61	14	2	1	2	0	0	80	390	103	52	56	1	2	0	604	78	15	6	3	0	0	0	102	746	169	89	104	6	1	0	1115	537	119	62	89	0	2	0	809	4279
11:00	217	62	31	48	2	0	0	360	7	2	0	0	1	1	0	11	98	33	8	11	0	0	0	150	16	4	2	1	0	0	0	23	156	40	25	29	2	2	0	254	101	26	15	34	0	0	0	176	974
11:15	255	52	32	34	1	0	0	374	10	0	1	0	0	0	0	11	94	23	7	11	0	2	0	137	8	6	1	0	0	0	0	15	187	38	22	35	3	0	0	285	125	30	22	32	0	0	0	209	1031
11:30	217	47	30	36	0	0	0	330	11	1	2	0	1	0	0	15	86	34	8	13	0	0	0	141	17	0	1	1	0	1	0	20	202	50	30	26	2	0	0	310	137	33	10	28	0	0	0	208	1024
11:45	260	62	29	31	1	0	0	383	8	1	0	0	0	0	0	9	97	19	7	13	0	0	0	136	18	3	1	0	0	0	0	22	207	36	20	30	0	0	0	293	130	32	12	19	0	1	0	194	1037
1 Hr	949	223	122	149	4	0	0	1447	36	4	3	0	2	1	0	46	375	109	30	48	0	2	0	564	59	13	5	2	0	1	0	80	752	164	97	120	7	2	0	1142	493	121	59	113	0	1	0	787	4066
12:00	249	39	27	41	2	1	0	359	13	2	0	1	1	0	0	17	103	30	16	6	0	0	0	155	16	4	0	0	0	0	0	20	199	54	21	31	2	2	0	309	121	28	22	28	0	0	0	199	1059
12:15	275	45	29	41	0	0	0	390	6	4	0	0	0	0	0	10	116	25	14	14	0	0	0	169	10	2	0	0	0	0	0	12	197	48	29	26	2	2	0	304	119	28	10	33	0	0	0	190	1075
12:30	271	52	32	41	0	1	0	397	27	0	2	0	0	0	0	29	105	25	19	5	1	1	0	156	19	4	0	1	0	0	0	24	205	62	20	28	2	0	0	317	142	20	17	24	1	2	0	206	1129
12:45	243	55	28	46	0	1	0	373	11	0	1	0	0	0	0	12	104	20	17	12	1	1	0	155	21	1	0	0	0	0	0	22	201	38	17	30	1	0	0	287	142	40	13	27	0	1	0	223	1072
1 Hr	1038	191	116	169	2	3	0	1519	57	6	3	1	1	0	0	68	428	100	66	37	2	2	0	635	66	11	0	1	0	0	0	78	802	202	87	115	7	4	0	1217	524	116	62	112	1	3	0	818	4335
13:00	224	63	17	50	0	0	0	354	12	4	1	0	0	0	0	17	101	19	11	4	1	0	0	136	21	5	1	1	0	0	0	28	208	44	28	25	2	1	0	308	153	36	13	30	1	1	0	234	1077
13:15	259	55	21	44	0	1	0	380	17	4	0	0	0	0	0	21	98	32	10	12	0	0	0	152	17	6	1	0	0	0	0	24	250	46	24	24	1	0	0	345	140	29	13	23	0	0	0	205	1127
13:30	227	57	32	44	0	2	0	362	10	1	0	0	1	0	0	12	121	29	13	10	0	1	0	174	19	2	2	0	0	0	0	23	203	59	16	30	3	0	0	311	189	40	14	20	0	1	0	264	1146
13:45	203	66	27	44	1	0	0	341	8	1	0	0	0	0	0	9	109	31	12	8	0	0	0	160	10	4	1	0	0	0	0	15	198	57	23	27	1	1	0	307	114	34	17	25	0	2	0	192	1024
1 Hr	913	241	97	182	1	3	0	1437	47	10	1	0	1	0	0	59	429	111	46	34	1	1	0	622	67	17	5	1	0	0	0	90	859	206	91	106	7	2	0	1271	596	139	57	98	1	4	0	895	4374
14:00	211	58	36	43	0	4	0	352	11	4	0	0	1	0	0	16	96	23	10	7	4	1	0	141	31	1	1	0	0	0	0	33	226	53	20	34	1	1	0	335	142	39	12	20	0	0	0	213	1090
14:15	273	65	26	40	0	0	0	404	10	2	0	0	0	0	0	12	99	20	12	9	0	0	0	140	17	3	1	0	0	0	0	21	258	61	17	28	0	0	0	364	187	48	23	38	0	1	0	297	1238
14:30	246	63	22	49	0	0	0	380	9	3	0	0	1	0	0	13	122	32	16	7	0	1	0	178	16	2	1	0	0	0	0	19	230	75	25	34	1	0	0	365	177	52	14	28	0	0	0	271	1226
14:45	240	66	23	38	0	1	0	368	15	4	1	0	0	2	0	22	119	35	5	15	0	0	0	174	25	2	3	0	0	0	0	30	251	68	34	38	0	3	0	394	202	51	12	37	0	0	0	302	1290
1 Hr	970	252	107	170	0	5	0	1504	45	13	1	0	2	2	0	63	436	110	43	38	4	2	0	633	89	8	6	0	0	0	0	103	965	257	96	134	2	4	0	1458	708	190	61	123	0	1	0	1083	4844
15:00	231	79	30	55	0	2	0	397	11	4	0	0	0	0	0	15	98	32	10	16	0	0	0	156	19	4	0	1	0	0	0	24	273	62	21	30	1	0	0	387	185	46	15	33	0	1	0	280	1259
15:15	263	72	21	44	0	0	0	400	15	3	0	1	1	0	0	20	113	35	15	8	0	0	0	171	26	3	0	0	0	0	0	29	297	78	20	29	0	1	0	425	211	55	15	31	0	0	0	312	1357
15:30	266	71	25	35	0	2	0	399	19	4	1	0	0	0	0	24	140	36	9	5	0	1	0	191	16	5	0	0	0	0	0	21	294	93	25	31	0	0	0	443	226	60	16	34	0	0	0	336	1414
15:45	309	63	26	39	0	1	0	438	14	6	0	0	0	0	0	20	139	41	14	16	0	1	0	211	29	7	0	0	0	1	0	37	315	86	19	39	1	0	0	460	217	63	7	28	0	1	0	316	1482
1 Hr	1069	285	102	173	0	5	0	1634	59	17	1	1	1	0	0	79	490	144	48	45	0	2	0	729	90	19	0	1	0	1	0	111	1179	319	85	129	2	1	0	1715	839	224	53	126	0	2	0	1244	5512
16:00	344	94	28	35	1	6	0	508	21	2	0	0	1	0	0	24	131	23	8	9	0	1	0	172	29	5	3	0	0	0	0	37	364	77	20	31	0	0	0	492	230	53	20	21	0	0	0	324	1557
16:15	373	74	18	31	1	3	0	500	35	4	0	0	1	0	0	40	161	38	14	9	0	0	0	222	40	7	0	0	0	0	0	47	357	106	12	21	1	1	0	498	275	52	12	15	0	4	0	358	1665
16:30	356	89	18	44	0	0	0	507	26	8	1	0	0	0	0	35	142	38	9	10	0	0	0	199	25	2	1	0	0	0	0	28	432	134	20	16	1	1	0	604	289	100	18	22	0	2	0	431	1804
16:45	392	67	10	37	0	2	0	508	45	11	1	0	0	0	0	57	166	48	9	6	0	1	0	230	41	5	0	0	0	0	0	46	464	109	18	20	1	1	0	613	309	77	4	27	0	5	0	422	1876
1 Hr	1465	324	74	147	2	11	0	2023	127	25	2	0	2	0	0	156	600	147	40	34	0	2	0	823	135	19	4	0	0	0	0	158	1617	426	70	88	3	3	0	2207	1103	282	54	85	0	11	0	1535	6902
17:00	387	83	18	32	0	1	0	521	43	6	1	0	0	0	0	50	134	33	7	8	1	0	0	183	68	5	1	0	0	0	0	74	472	122	10	17	2	1	0	624	341	80	14	15	0	4	0	454	1906
17:15	479	73	13	23	0	3	0	591	34	2	0	0	1	0	0	37	183	30	5	5	1	0	0	224	73	7	0	0	0	0	0	80	488	116	12	10	4	2	0	632	343	64	12	14	0	0	0	433	1997
17:30	389	54	15	29	0	1	0	488	32	6	2	0	0	0	0	40	213	27	5	7	0	0	0	252	37	3	0	0	0	0	0	40	494	95	16	16	0	3	0	624	340	71	8	15	0	1	0	435	1879
17:45	440	49	7	30	1	3	0	530	30	3	1	0	1	0	0	35	155	12	6	3	1	1	0	178	49	0	2	0	0	0	0	51	516	91	15	14	1	4	0	641	315	69	8	18	2	2	0	414	1849
1 Hr	1695	259	53	114	1	8	0	2130	139	17	4	0	2	0	0	162	685	102	23	23	3	1	0	837	227	15	3	0	0	0	0	245	1970	424	53	57	7	10	0	2521	1339	284	42	62	2	7	0	1736	7631
18:00	339	47	16	30	0	2	0	434	28	6	0	0	0	0	0	34	134	15	1	4	0	0	0	154	36	2	1	0	0	0	0	39	530	78	11	15	2	1	0	637	272	48	5	18	2	3	0	348	1646
18:15	315	35	4	28	1	1	0	384	21	0	0	0	0	0	0	21	119	10	1	4	0	1	0	135	33	0	1	0	0	0	0	34	462	55	8	13	0	4	0	542	256	35	6	15	2	2	0	316	1432
18:30	274	32	11	19	1	2	0	339	10	2	0	0	1	0	0	13	100	8	0	9	0	0	0	117	29	1	0	0	0	0	0	30	376	39	7	10	2	1	0	435	239	26	6	9	3	3	0	286	1220
18:45	242	19	7	17	2	2	0	289	10	2	0	0	0	0	0	12	89	5	1	3	0	0	0	98	22	0	1	0	0	0	0	23	277	28	7	11	0	0	0	323	215	23	2	8	0	0	0	248	993
1 Hr	1170	133	38	94	4	7	0	1446	69	10	0	0	1	0	0	80	442	38	3	20	0	1	0	504	120	3	3	0	0	0	0	126	1645	200	33	49	4	6	0	1937	982	132	19	50	7	8	0	1198	5291
Total	14231	3093	1128	1927	22	75	1	20477	1216	223	29	5	21	4	2	1500	6589	1397	457	457	15	23	0	8938	1690	226	40	15	0	6	0	1977	13763	3152	985	1209	50	47	0	19206	9510	2175	673	1143	15	46	0	13562	65660

Sky High
Count On Us

Client: PB World
Project: LON-1427 M2 Jct5
Site: 1
Date: 18/03/2015

DESTINATION SUMMARY

	Destination : Arm A								Destination : Arm B								Destination : Arm C								Destination : Arm D								Destination : Arm E								Destination : Arm F								Dest Totals
	CAR	LGV	OGV1	OGV2	PSV	MC	PC	Total	CAR	LGV	OGV1	OGV2	PSV	MC	PC	Total	CAR	LGV	OGV1	OGV2	PSV	MC	PC	Total	CAR	LGV	OGV1	OGV2	PSV	MC	PC	Total	CAR	LGV	OGV1	OGV2	PSV	MC	PC	Total	CAR	LGV	OGV1	OGV2	PSV	MC	PC	Total	
07:00	295	86	26	31	0	0	0	438	6	1	0	0	1	0	0	8	245	64	11	20	1	3	0	344	6	0	1	0	0	0	0	7	432	145	22	17	1	6	0	623	96	45	15	18	0	0	0	174	1594
07:15	417	108	23	38	0	1	0	587	10	1	0	0	0	0	0	11	250	50	7	11	2	1	0	321	15	7	0	3	0	0	0	25	489	120	13	21	0	4	0	647	122	32	16	13	0	1	0	184	1775
07:30	507	139	26	42	0	3	0	717	15	2	0	0	0	0	0	17	227	60	15	23	1	0	0	326	28	5	0	0	0	0	0	33	449	98	14	21	2	2	0	586	158	44	13	7	0	0	0	222	1901
07:45	476	129	31	54	0	2	0	692	10	7	1	0	0	0	0	18	240	55	12	20	1	6	0	334	39	8	1	0	0	1	0	49	434	77	14	16	1	2	0	544	188	41	10	5	0	1	0	245	1882
1 Hr	1695	462	106	165	0	6	0	2434	41	11	1	0	1	0	0	54	962	229	45	74	5	10	0	1325	88	20	2	3	0	1	0	114	1804	440	63	75	4	14	0	2400	564	162	54	43	0	2	0	825	7152
08:00	385	88	32	38	1	3	0	547	16	1	0	0	2	0	0	19	241	47	10	21	0	4	0	323	49	4	0	1	0	0	0	54	422	63	14	24	1	2	0	526	165	32	14	15	0	0	0	226	1695
08:15	393	66	32	46	0	1	0	538	7	2	1	0	0	0	0	10	237	43	15	22	1	0	0	318	43	4	0	0	0	0	1	48	392	67	20	20	1	3	0	503	157	60	14	7	0	1	0	239	1656
08:30	389	63	31	37	0	1	0	521	10	0	0	0	0	0	0	10	225	38	12	28	0	3	0	306	52	2	0	0	0	0	0	54	336	56	20	28	0	3	0	443	164	37	10	13	0	1	0	225	1559
08:45	338	70	38	41	0	0	0	487	5	4	0	0	0	0	0	9	221	35	20	24	0	1	0	301	44	3	1	2	0	0	0	50	335	70	25	24	0	0	0	454	126	39	21	10	0	0	0	196	1497
1 Hr	1505	287	133	162	1	5	0	2093	38	7	1	0	2	0	0	48	924	163	57	95	1	8	0	1248	188	13	1	3	0	0	1	206	1485	256	79	96	2	8	0	1926	612	168	59	45	0	2	0	886	6407
09:00	299	60	31	46	0	0	0	436	8	0	0	0	0	0	0	8	158	31	20	35	0	0	0	244	21	4	0	1	0	0	0	26	330	53	19	28	3	1	0	434	121	25	18	19	1	0	0	184	1332
09:15	226	69	17	39	1	2	0	354	12	2	1	0	0	0	0	15	189	27	22	25	1	0	0	264	20	1	0	1	0	0	0	22	325	52	23	29	1	0	2	432	141	23	23	7	0	1	0	195	1282
09:30	235	63	30	49	0	0	0	377	7	1	0	0	1	0	0	9	167	28	10	24	0	0	0	229	20	5	1	0	0	0	0	26	272	48	30	23	2	1	0	376	97	20	10	11	0	1	0	139	1156
09:45	203	68	24	50	1	0	0	346	8	2	0	0	0	0	0	10	132	32	3	36	0	0	0	203	19	5	4	0	0	0	0	28	248	50	19	29	0	0	0	346	111	25	12	13	0	3	0	164	1097
1 Hr	963	260	102	184	2	2	0	1513	35	5	1	0	1	0	0	42	646	118	55	120	1	0	0	940	80	15	5	2	0	0	0	102	1175	203	91	109	6	2	2	1588	470	93	63	50	1	5	0	682	4867
10:00	203	49	23	52	0	0	0	327	9	1	0	0	1	0	0	11	133	35	7	30	0	0	0	205	11	3	2	1	0	0	0	17	223	52	20	20	1	1	0	317	116	21	8	15	2	0	0	162	1039
10:15	231	54	23	39	0	1	0	348	6	1	0	0	0	0	0	7	151	23	18	43	0	0	0	235	7	3	0	1	0	0	0	11	212	60	33	25	1	1	0	332	101	25	18	9	1	0	0	154	1087
10:30	228	69	33	42	0	1	0	373	9	1	2	0	1	0	0	13	134	31	19	30	0	1	0	215	7	9	1	1	0	0	0	18	203	46	27	41	2	0	0	319	114	24	7	10	0	0	0	155	1093
10:45	221	69	27	48	1	0	0	366	5	2	1	0	0	0	0	8	122	39	18	34	0	0	0	213	11	3	3	0	0	2	0	19	214	48	24	21	0	0	0	307	94	24	12	17	0	0	0	147	1060
1 Hr	883	241	106	181	1	2	0	1414	29	5	3	0	2	0	0	39	540	128	62	137	0	1	0	868	36	18	6	3	0	2	0	65	852	206	104	107	4	2	0	1275	425	94	45	51	3	0	0	618	4279
11:00	181	62	30	63	0	2	0	338	3	3	0	0	1	0	0	7	124	27	14	25	0	1	0	191	10	2	1	0	0	0	0	13	189	56	25	27	2	0	0	299	88	17	11	8	2	0	0	126	974
11:15	180	58	32	58	0	0	0	328	6	0	1	0	0	0	0	7	139	27	16	14	0	0	0	196	14	0	0	0	0	0	0	14	218	47	20	28	0	2	0	315	122	17	16	12	4	0	0	171	1031
11:30	219	61	29	51	0	0	0	360	10	2	0	0	1	0	0	13	120	20	16	24	0	0	0	180	14	1	0	1	0	0	0	16	201	56	22	19	1	1	0	300	106	25	14	9	1	0	0	155	1024
11:45	247	44	24	45	0	0	0	360	9	5	0	0	0	0	0	14	152	32	19	20	1	0	0	224	11	2	0	0	0	0	0	13	196	53	18	20	0	1	0	288	105	17	8	8	0	0	0	138	1037
1 Hr	827	225	115	217	0	2	0	1386	28	10	1	0	2	0	0	41	535	106	65	83	1	1	0	791	49	5	1	1	0	0	0	56	804	212	85	94	3	4	0	1202	421	76	49	37	7	0	0	590	4066
12:00	229	59	36	54	0	2	0	380	4	1	2	0	0	0	0	7	152	26	12	24	1	1	0	216	13	1	0	1	0	0	0	15	194	45	29	15	2	0	0	285	109	25	7	13	2	0	0	156	1059
12:15	228	59	24	50	0	1	0	362	3	2	2	0	0	0	0	7	151	28	13	24	0	0	0	216	11	3	0	0	0	0	0	14	234	43	21	27	0	0	0	325	96	17	22	13	2	1	0	151	1075
12:30	245	49	29	49	1	2	0	375	15	1	0	0	2	0	0	18	182	28	21	25	0	0	0	256	16	2	0	0	0	0	0	18	211	56	29	15	1	2	0	314	100	27	11	10	0	0	0	148	1129
12:45	240	56	27	52	1	1	0	377	7	3	0	1	0	0	0	11	138	26	13	25	0	1	0	203	13	5	0	0	0	0	0	18	213	48	27	26	0	1	0	315	111	16	9	11	1	0	0	148	1072
1 Hr	942	223	116	205	2	6	0	1494	29	7	4	1	2	0	0	43	623	108	59	98	1	2	0	891	53	11	0	1	0	0	0	65	852	192	106	83	3	3	0	1239	416	85	49	47	5	1	0	603	4335
13:00	243	55	27	51	2	1	0	379	10	3	0	0	1	0	0	14	133	39	10	31	0	0	0	213	18	3	0	0	0	0	0	21	223	50	20	17	1	0	0	311	92	21	14	11	0	1	0	139	1077
13:15	261	61	31	45	1	0	0	399	16	3	2	0	0	0	0	21	150	29	9	19	0	1	0	208	15	0	1	0	0	0	0	16	221	59	19	25	0	0	0	324	118	20	7	14	0	0	0	159	1127
13:30	270	85	24	39	0	1	0	419	9	1	0	0	1	0	0	11	142	25	21	34	0	1	0	223	18	2	1	0	0	0	0	21	210	48	24	23	1	2	0	308	120	27	7	8	2	0	0	164	1146
13:45	204	66	28	48	0	3	0	349	2	1	0	0	0	0	0	3	113	30	13	23	1	0	0	180	15	3	0	0	0	0	0	18	191	63	24	23	0	0	0	301	117	30	15	10	1	0	0	173	1024
1 Hr	978	267	110	183	3	5	0	1546	37	8	2	0	2	0	0	49	538	123	53	107	1	2	0	824	66	8	2	0	0	0	0	76	845	220	87	88	2	2	0	1244	447	98	43	43	3	1	0	635	4374
14:00	253	66	28	48	0	1	0	396	5	2	0	0	1	0	0	8	143	20	17	24	0	2	0	206	16	3	0	0	0	0	0	19	178	56	29	19	5	2	0	289	122	31	5	13	0	1	0	172	1090
14:15	299	76	30	59	0	1	0	465	13	0	0	0	0	0	0	13	161	33	16	22	0	0	0	232	19	2	1	0	0	0	0	22	219	57	20	25	0	0	0	321	133	31	12	9	0	0	0	185	1238
14:30	275	109	32	57	0	0	0	473	15	3	0	0	1	0	0	19	162	31	14	27	0	0	0	234	14	5	0	0	0	0	0	19	220	53	23	26	1	1	0	324	114	26	9	8	0	0	0	157	1226
14:45	322	97	34	66	0	1	0	520	16	2	1	0	0	0	0	19	153	34	16	23	0	0	0	226	15	6	3	1	0	2	0	27	238	53	13	21	0	1	0	326	108	34	11	17	0	2	0	172	1290
1 Hr	1149	348	124	230	0	3	0	1854	49	7	1	0	2	0	0	59	619	118	63	96	0	2	0	898	64	16	4	1	0	2	0	87	855	219	85	91	6	4	0	1260	477	122	37	47	0	3	0	686	4844
15:00	319	82	32	55	0	1	0	489	21	0	0	0	1	0	0	22	138	48	14	29	0	0	0	229	26	2	1	0	0	0	0	29	197	63	20	32	0	2	0	314	116	32	9	19	0	0	0	176	1259
15:15	358	95	33	52	0	0	0	538	13	4	1	0	0	0	0	18	144	40	10	21	0	0	0	215	37	0	0	0	0	1	0	38	224	65	20	29	1	0	0	339	149	42	7	11	0	0	0	209	1357
15:30	367	114	30	56	0	0	0	567	21	0	0	0	0	0	0	21	167	42	21	18	0	2	0	250	19	3	0	0	0	1	0	23	251	59	12	19	0	0	0	341	136	51	13	12	0	0	0	212	1414
15:45	368	119	19	65	0	2	0	573	12	4	0	0	1	0	0	17	202	36	19	20	0	2	0	279	27	4	1	0	0	0	0	32	252	47	23	22	0	0	0	344	162	56	4	15	0	0	0	237	1482
1 Hr	1412	410	114	228	0	3	0	2167	67	8	1	0	2	0	0	78	651	166	64	88	0	4	0	973	109	9	2	0	0	2	0	122	924	234	75	102	1	2	0	1338	563	181	33	57	0	0	0	834	5512
16:00	401	96	30	45	0	0	0	572	14	5	0	0	0	0	0	19	212	51	17	21	1	1	0	303	21	5	0	0	0	0	0	26	260	58	26	19	1	6	0	370	211	39	6	11	0	0	0	267	1557
16:15	459	125	21	36	0	3	0	644	21	6	0	0	0	0	0	27	236	39	7	15	1	0	0	298	17	2	2	0	0	1	0	22	313	66	19	17	1	3	0	419	195	43	7	8	1	1	0	255	1665
16:30	504	169	37	37	0	2	0	749	17	14	0	0	1	0	0	32	231	68	12	27	0	0	0	338	22	4	0	0	0	0	0	26	286	55	13	17	0	0	0	371	210	61	5	11	0	1	0	288	1804
16:45	533	136	23	44	0	6	0	742	34	13	0	0	0	0	0	47	272	37	4	17	0	0	0	330	23	5	1	1	0	0	0	30	308	72	11	22	0	2	0	415	247	54	3	6	1	1	0	312	1876
1 Hr	1897	526	111	162	0	11	0	2707	86	38	0	0	1	0	0	125	951	195	40	80	2	1	0	1269	83	16	3	1	0	1	0	104	1167	251	69	75	2	11	0	1575	863	197	21	36	2	3	0	1122	6902
17:00	565	132	19	31	0	4	0	751	35	11	0	0	1	0	0	47	276	54	11	13	0	1	0	355	33	7	1	0	0	1	0	42	297	64	14	21	1	0	0	397	239	61	6	7	1	0	0	314	1906
17:15	635	129	17	24	2	1	0	808	42	10	0	0	2	0	0	54	313	46	11	16	0	2	0	388	32	6	0	0	0	0	0	38	342	50	10	10	2	1	0	415	236	51	4	2	0	1	0	294	1997
17:30	626	126	15	33	0	2	0	802	38	6	1	0	0	0	0	45	269	47	10	19	0	1	0	346	28	2	0	0	0	1	0	31	340	35	17	12	0	1	0	405	204	40	3	3	0	0	0	250	1879
17:45	592	117	22	28	2	5	0	766	32	6	0	0	1	0	0	39	287	34	6	16	1	3	0	347	31	2	1	1	0	0	0	35	314	33	5	12	2	1	0	367	249	32	5	8	0	1	0	295	1849
1 Hr	2418	504	73	116	4	12	0	3127	147	33	1	0	4	0	0	185	1145	181	38	64	1	7	0	1436	124	17	2	1	0	2	0	146	1293	182	46	55	5	3	0	1584	928	184	18	20	1	2	0	1153	7631
18:00	564	91	11	31	1	4	0	702	31	6	1	0	1	0	0	39	210	43	9	23	0	0	0	285	21	1	0	0	0	0	0	22	275	24	8	9	1	2	0	319	238	31	5	4	1	0	0	279	1646
18:15	506	65	9	27	2	5	0	614	16	4	0	0	0	0	0	20	193	16	3	18	1	0	0	231	31	0	1	0	0	1	0	33	243	23	2	10	0	1	0	279	217	27	5	5	0	1	0	255	1432
18:30	405	49	9	24	5	4	0	496	17	6	1	0	0	0	0	24	168	20	8	9	1	2	0	208	27	1	1	0	0	0	0	29	238	13	3	11	1	0	0	266	173	19	2	3	0	0	0	197	1220
18:45	364	41	9	17	0	0	0	431	7	0	0	0	0	0	0	7	142	15	3	7	2	0	0	169	23	1	0	0	0	0	0	24	197	9	4	9	0	2	0	221	122	11	2	6	0	0	0	141	993
1 Hr	1839	246	38	99	8	13	0	2243	71	16	2	0	1	0	0	90	713	94	23	57	4	2	0	893	102	3	2	0	0	1	0	108	953	69	17	39	2	5	0	1085	750	88	14	18	1	1	0	872	5291
Total	16508	3999	1248	2132	21	70	0	23978	657	155	18	1	22	0	0	853	8847	1729	624	1099	17	40	0	12356	1042	151	30	16	0	11	1	1251	13009	2684	907	1014	40	60	2	17716	6936	1548	485	494	23	20	0	9506	65660

Sky High
Count On Us

Client:	**PB World**
Project:	**LON-1427 M2 Jct5**
Site:	**1**
Survey Date:	**19/03/2015**
Survey Period:	**07:00-19:00**
Method:	**Junction Turning Count**

Incidents / Observations:

Sky High
Count On Us

Client: PB World
Project: LON-1427 M2 Jct5
Site: 1
Date: 19/03/2015

Entry : Arm A

	Destination : Arm A								Destination : Arm B								Destination : Arm C								Destination : Arm D								Destination : Arm E								Destination : Arm F								Arm Totals
	CAR	LGV	OGV1	OGV2	PSV	MC	PC	Total	CAR	LGV	OGV1	OGV2	PSV	MC	PC	Total	CAR	LGV	OGV1	OGV2	PSV	MC	PC	Total	CAR	LGV	OGV1	OGV2	PSV	MC	PC	Total	CAR	LGV	OGV1	OGV2	PSV	MC	PC	Total	CAR	LGV	OGV1	OGV2	PSV	MC	PC	Total	
07:00	0	0	0	0	0	0	0	0	0	0	0	0	0	0	0	0	132	45	8	24	0	1	0	210	0	0	0	0	0	0	0	0	188	42	17	9	0	4	0	260	14	5	1	6	0	0	0	26	496
07:15	0	0	0	0	0	0	0	0	0	0	0	0	0	0	0	0	143	43	4	19	2	5	0	216	0	0	0	0	0	0	0	0	203	50	9	12	0	1	0	275	30	4	1	4	0	0	0	39	530
07:30	1	0	0	0	0	0	0	1	0	0	0	0	0	0	0	0	147	46	8	15	2	2	0	220	1	0	0	0	0	0	0	1	173	43	10	10	0	0	0	236	36	16	4	3	0	0	0	59	517
07:45	0	0	0	0	0	0	0	0	0	0	0	0	0	0	0	0	155	41	6	16	1	6	0	225	0	0	0	0	0	0	0	0	172	19	13	7	0	2	0	213	41	15	3	3	0	0	0	62	500
1 Hr	1	0	0	0	0	0	0	1	0	0	0	0	0	0	0	0	577	175	26	74	5	14	0	871	1	0	0	0	0	0	0	1	736	154	49	38	0	7	0	984	121	40	9	16	0	0	0	186	2043
08:00	0	0	0	0	0	0	0	0	0	0	0	0	0	0	0	0	177	31	15	25	0	2	0	250	1	0	0	0	0	0	0	1	144	30	19	9	2	3	0	207	57	7	3	9	0	0	0	76	534
08:15	1	0	0	0	0	0	0	1	0	0	0	0	0	0	0	0	164	34	8	26	0	3	0	235	4	0	0	0	0	0	0	4	142	32	11	8	0	0	0	193	21	15	5	9	0	0	0	50	483
08:30	0	0	0	0	0	0	0	0	0	0	0	0	0	0	0	0	157	34	9	23	0	2	0	225	1	0	0	0	0	0	0	1	132	31	15	22	0	3	0	203	21	9	4	6	0	0	0	40	469
08:45	0	0	0	0	0	0	0	0	0	0	0	0	0	0	0	0	158	29	11	24	0	1	0	223	1	0	0	0	0	0	0	1	149	38	11	13	0	0	0	211	23	9	3	9	0	0	0	44	479
1 Hr	1	0	0	0	0	0	0	1	0	0	0	0	0	0	0	0	656	128	43	98	0	8	0	933	7	0	0	0	0	0	0	7	567	131	56	52	2	6	0	814	122	40	15	33	0	0	0	210	1965
09:00	0	0	0	1	0	0	0	1	0	0	0	0	0	0	0	0	147	30	16	17	0	1	0	211	1	0	0	0	0	0	0	1	130	31	15	14	0	0	0	190	21	12	3	4	0	0	0	40	443
09:15	0	0	0	0	0	0	0	0	0	0	0	0	0	0	0	0	123	36	7	21	0	0	0	187	3	0	0	0	0	0	0	3	114	41	18	16	0	0	0	189	17	7	1	7	0	2	0	34	413
09:30	0	0	0	0	0	0	0	0	0	0	0	0	0	0	0	0	121	27	5	28	1	0	0	182	3	0	0	0	0	0	0	3	122	17	14	11	0	1	0	165	22	4	3	4	0	0	0	33	383
09:45	0	0	0	0	0	0	0	0	0	0	0	0	0	0	0	0	115	29	8	21	0	0	0	173	2	0	0	0	0	0	0	2	90	24	10	10	0	0	0	134	14	10	5	6	0	0	0	35	344
1 Hr	0	0	0	1	0	0	0	1	0	0	0	0	0	0	0	0	506	122	36	87	1	1	0	753	9	0	0	0	0	0	0	9	456	113	57	51	0	1	0	678	74	33	12	21	0	2	0	142	1583
10:00	0	0	0	1	0	0	0	1	0	0	0	0	0	0	0	0	138	29	11	32	0	0	0	210	1	3	0	0	0	0	0	4	87	29	11	9	0	0	0	136	22	2	5	4	0	0	0	33	384
10:15	0	0	0	0	0	0	0	0	0	0	0	0	0	0	0	0	123	25	12	23	0	1	0	184	1	0	0	0	0	0	0	1	91	20	16	14	0	0	0	141	22	4	3	4	0	1	0	34	360
10:30	0	0	0	0	0	0	0	0	0	0	0	0	0	0	0	0	117	23	19	16	0	0	0	175	1	0	0	0	0	0	0	1	120	25	16	21	0	0	0	182	22	8	4	4	0	0	0	38	396
10:45	0	0	0	0	0	0	0	0	0	0	0	0	0	0	0	0	136	28	15	19	0	0	0	198	4	0	0	0	0	0	0	4	90	26	13	17	0	0	0	146	15	5	5	4	0	0	0	29	377
1 Hr	0	0	0	1	0	0	0	1	0	0	0	0	0	0	0	0	514	105	57	90	0	1	0	767	7	3	0	0	0	0	0	10	388	100	56	61	0	0	0	605	81	19	17	16	0	1	0	134	1517
11:00	0	0	0	0	0	0	0	0	0	0	0	0	0	0	0	0	108	36	11	23	1	0	0	179	0	0	0	0	0	0	0	0	80	30	13	10	1	0	0	134	26	8	1	5	0	0	0	40	353
11:15	0	0	0	0	0	0	0	0	0	0	1	0	0	0	0	1	118	24	13	18	0	0	0	173	0	0	0	0	0	0	0	0	95	24	14	10	0	0	0	143	22	6	5	4	0	0	0	37	354
11:30	0	0	0	0	0	0	0	0	0	0	0	0	0	0	0	0	99	31	14	23	0	0	0	167	0	0	0	0	0	0	0	0	82	35	13	11	0	0	0	141	23	2	1	4	0	0	0	30	338
11:45	0	0	0	0	0	0	0	0	0	0	2	0	0	0	0	2	115	23	19	24	0	0	0	181	1	0	0	0	0	0	0	1	92	31	14	14	1	0	0	152	18	11	2	8	0	0	0	39	375
1 Hr	0	0	0	0	0	0	0	0	0	0	3	0	0	0	0	3	440	114	57	88	1	0	0	700	1	0	0	0	0	0	0	1	349	120	54	45	2	0	0	570	89	27	9	21	0	0	0	146	1420
12:00	0	0	0	0	0	0	0	0	1	0	0	0	0	0	0	1	117	31	15	26	0	0	0	189	2	0	0	0	0	0	0	2	91	40	15	12	0	0	0	158	21	7	5	3	0	0	0	36	386
12:15	0	0	1	0	0	0	0	1	0	0	0	0	0	0	0	0	109	29	14	19	0	0	0	171	1	0	0	0	0	0	0	1	110	18	11	13	0	1	0	153	12	5	1	2	0	0	0	20	346
12:30	0	0	0	0	0	0	0	0	0	0	0	0	0	0	0	0	124	18	10	25	0	0	0	177	1	0	1	0	0	0	0	2	90	9	9	9	0	0	0	117	14	9	1	0	0	0	0	24	320
12:45	0	0	0	0	0	0	0	0	1	0	0	0	0	0	0	1	136	22	8	19	0	1	0	186	1	0	0	0	0	0	0	1	115	23	11	15	0	0	0	164	28	10	1	7	0	0	0	46	398
1 Hr	0	0	1	0	0	0	0	1	2	0	0	0	0	0	0	2	486	100	47	89	0	1	0	723	5	0	1	0	0	0	0	6	406	90	46	49	0	1	0	592	75	31	8	12	0	0	0	126	1450
13:00	0	0	0	0	0	0	0	0	1	0	0	0	0	0	0	1	102	29	16	15	0	1	0	163	4	1	0	0	0	0	0	5	101	24	15	18	0	0	0	158	18	7	0	3	0	0	0	28	355
13:15	3	0	0	0	0	0	0	3	1	0	0	0	0	0	0	1	121	27	13	18	0	0	0	179	4	0	0	0	0	0	0	4	119	18	13	10	0	0	0	160	28	6	3	1	0	0	0	38	385
13:30	0	0	0	0	0	0	0	0	0	0	0	0	0	0	0	0	122	17	17	32	0	1	0	189	2	0	0	0	0	0	0	2	83	21	8	15	0	0	0	127	19	4	6	5	0	0	0	34	352
13:45	0	0	0	0	0	0	0	0	2	0	0	0	0	0	0	2	113	17	9	20	0	0	0	159	0	0	0	0	0	0	0	0	79	25	8	19	0	0	0	131	21	5	5	2	0	0	0	33	325
1 Hr	3	0	0	0	0	0	0	3	4	0	0	0	0	0	0	4	458	90	55	85	0	2	0	690	10	1	0	0	0	0	0	11	382	88	44	62	0	0	0	576	86	22	14	11	0	0	0	133	1417
14:00	0	0	0	0	0	0	0	0	0	0	0	0	0	0	0	0	113	23	11	19	0	0	0	166	1	2	1	0	0	0	0	4	89	21	11	15	0	0	0	136	19	9	0	4	0	0	0	32	338
14:15	0	0	0	0	0	0	0	0	1	0	0	0	0	0	0	1	123	18	21	22	0	0	0	184	3	1	1	0	0	0	0	5	109	19	12	16	0	0	0	156	22	2	0	5	0	0	0	29	375
14:30	0	0	0	0	0	0	0	0	0	0	0	0	0	0	0	0	133	32	12	30	0	0	0	207	4	1	1	0	0	0	0	6	99	26	11	12	0	0	0	148	18	9	3	4	0	0	0	34	395
14:45	0	0	0	0	0	0	0	0	0	0	0	0	0	0	0	0	117	26	5	17	0	0	0	165	2	1	0	0	0	0	0	3	105	28	14	12	0	0	0	159	23	4	1	7	0	0	0	35	362
1 Hr	0	0	0	0	0	0	0	0	1	0	0	0	0	0	0	1	486	99	49	88	0	0	0	722	10	5	3	0	0	0	0	18	402	94	48	55	0	0	0	599	82	24	4	20	0	0	0	130	1470
15:00	0	0	0	0	0	0	0	0	0	0	0	0	1	0	0	1	111	31	14	25	0	0	0	181	3	1	1	0	0	0	0	5	99	19	10	14	0	0	0	142	22	11	0	3	0	0	0	36	365
15:15	0	0	0	0	0	0	0	0	0	0	0	0	0	0	0	0	128	39	10	19	0	1	0	197	1	1	0	0	0	0	0	2	122	27	9	17	1	0	0	176	33	11	2	6	0	0	0	52	427
15:30	0	0	0	0	0	0	0	0	0	0	0	0	1	0	0	1	144	36	10	21	0	0	0	211	2	0	0	0	0	0	0	2	105	29	10	10	0	0	0	154	27	8	1	1	0	0	0	37	405
15:45	0	0	0	0	0	0	0	0	0	0	0	0	0	0	0	0	170	41	16	17	0	2	0	246	2	0	0	0	0	0	0	2	116	26	10	17	0	0	0	169	39	5	1	4	0	0	0	49	466
1 Hr	0	0	0	0	0	0	0	0	0	0	0	0	2	0	0	2	553	147	50	82	0	3	0	835	8	2	1	0	0	0	0	11	442	101	39	58	1	0	0	641	121	35	4	14	0	0	0	174	1663
16:00	1	0	0	0	0	0	0	1	1	1	0	0	0	0	0	2	162	41	9	26	0	0	0	238	2	0	0	0	0	0	0	2	136	34	8	16	0	0	0	194	35	7	2	4	0	0	0	48	485
16:15	0	0	0	0	1	0	0	1	0	1	0	0	0	0	0	1	202	42	3	26	0	1	0	274	1	0	0	0	0	0	0	1	150	31	8	7	1	1	0	198	27	7	2	5	0	0	0	41	516
16:30	0	0	0	0	0	0	0	0	0	0	0	0	0	0	0	0	183	38	4	21	0	2	0	248	6	1	0	0	0	0	0	7	116	24	10	8	0	2	0	160	42	7	0	3	0	0	0	52	467
16:45	0	0	0	0	0	0	0	0	1	0	0	0	0	0	0	1	216	35	3	16	0	0	0	270	0	0	0	0	0	0	0	0	139	28	7	11	0	0	0	185	41	15	0	2	0	0	0	58	514
1 Hr	1	0	0	0	0	1	0	2	2	2	0	0	0	0	0	4	763	156	19	89	0	3	0	1030	9	1	0	0	0	0	0	10	541	117	33	42	1	3	0	737	145	36	4	14	0	0	0	199	1982
17:00	0	0	0	0	0	0	0	0	3	0	0	0	0	0	0	3	224	31	1	20	0	0	0	276	0	0	0	0	0	0	0	0	135	28	7	9	1	0	0	180	59	10	2	2	0	0	0	73	532
17:15	1	0	0	0	0	0	0	1	0	0	0	0	0	0	0	0	107	30	7	17	0	2	0	163	0	0	0	0	0	0	0	0	149	37	4	11	0	0	0	201	53	8	0	1	0	0	0	62	427
17:30	0	0	0	0	0	0	0	0	1	0	0	0	0	0	0	1	188	25	4	19	0	0	0	236	2	0	0	1	0	0	0	3	135	17	5	10	0	0	0	167	43	3	1	0	0	0	0	47	454
17:45	0	0	0	0	0	0	0	0	0	0	0	0	0	0	0	0	205	22	5	11	0	1	0	244	3	0	0	0	0	0	0	3	137	18	4	6	0	0	0	165	35	5	1	1	0	0	0	42	454
1 Hr	1	0	0	0	0	0	0	1	4	0	0	0	0	0	0	4	724	108	17	67	0	3	0	919	5	0	0	1	0	0	0	6	556	100	20	36	1	0	0	713	190	26	4	4	0	0	0	224	1867
18:00	0	0	0	0	0	0	0	0	0	0	0	0	0	0	0	0	163	23	5	12	0	0	0	203	3	1	0	0	0	0	0	4	142	13	2	9	0	0	0	166	40	6	0	0	0	0	0	46	419
18:15	0	0	0	0	0	0	0	0	0	0	0	0	0	0	0	0	135	17	4	10	2	0	0	168	2	0	0	0	0	0	0	2	137	11	3	8	0	0	0	159	33	6	1	5	0	0	0	45	374
18:30	0	0	0	0	0	0	0	0	0	0	0	0	0	0	0	0	137	15	3	11	0	0	0	166	2	0	0	0	0	0	0	2	115	7	3	13	0	1	0	139	23	2	0	1	0	0	0	26	333
18:45	0	0	0	0	0	0	0	0	0	0	0	0	0	0	0	0	90	10	4	6	0	0	0	110	2	0	0	0	0	0	0	2	102	4	3	6	0	0	0	115	11	4	0	1	0	0	0	16	243
1 Hr	0	0	0	0	0	0	0	0	0	0	0	0	0	0	0	0	525	65	16	39	2	0	0	647	9	1	0	0	0	0	0	10	496	35	11	36	0	1	0	579	107	18	1	7	0	0	0	133	1369
Total	7	0	1	1	1	1	0	11	13	2	3	0	0	2	0	20	6688	1409	472	976	9	36	0	9590	81	13	5	1	0	0	0	100	5721	1243	513	585	7	19	0	8088	1293	351	101	189	0	3	0	1937	19746

Sky High
Count On Us

Client: PB World
Project: LON-1427 M2 Jct5
Site: 1
Date: 19/03/2015

Entry : Arm B

	Destination : Arm A								Destination : Arm B								Destination : Arm C								Destination : Arm D								Destination : Arm E								Destination : Arm F								Arm Totals
	CAR	LGV	OGV1	OGV2	PSV	MC	PC	Total	CAR	LGV	OGV1	OGV2	PSV	MC	PC	Total	CAR	LGV	OGV1	OGV2	PSV	MC	PC	Total	CAR	LGV	OGV1	OGV2	PSV	MC	PC	Total	CAR	LGV	OGV1	OGV2	PSV	MC	PC	Total	CAR	LGV	OGV1	OGV2	PSV	MC	PC	Total	
07:00	0	0	0	0	0	0	0	0	0	0	0	0	0	0	0	0	49	8	0	0	1	0	0	58	0	0	0	0	0	0	0	0	19	11	0	0	1	0	0	31	0	3	1	0	0	0	0	4	93
07:15	0	0	0	0	0	0	0	0	0	0	0	0	0	0	0	0	46	11	0	0	0	0	0	57	0	0	0	0	0	0	0	0	24	7	0	0	0	0	0	31	4	2	0	2	0	0	0	8	96
07:30	0	0	0	0	0	0	0	0	0	0	0	0	0	0	0	0	62	15	1	0	0	0	0	78	0	0	0	0	0	0	0	0	10	4	1	0	0	1	0	16	4	0	0	0	0	0	0	4	98
07:45	0	0	0	0	0	0	0	0	0	0	0	0	0	0	0	0	26	6	1	0	0	0	0	33	1	0	0	0	0	0	0	1	13	2	1	0	0	0	0	16	1	0	0	0	0	0	0	1	51
1 Hr	0	0	0	0	0	0	0	0	0	0	0	0	0	0	0	0	183	40	2	0	1	0	0	226	1	0	0	0	0	0	0	1	66	24	2	0	1	1	0	94	9	5	1	2	0	0	0	17	338
08:00	0	0	0	0	0	0	0	0	0	0	0	0	0	0	0	0	43	1	2	0	0	0	0	46	0	0	0	0	0	0	0	0	11	4	0	0	1	0	0	16	0	5	0	0	0	0	0	5	67
08:15	0	0	0	0	0	0	0	0	0	0	0	0	0	0	0	0	26	4	1	0	0	0	0	31	0	0	0	0	0	0	0	0	15	3	1	0	0	0	0	19	1	0	0	0	0	0	0	1	51
08:30	0	0	0	0	0	0	0	0	0	0	0	0	0	0	0	0	16	2	0	1	0	0	0	19	0	0	0	0	0	0	0	0	5	1	0	0	0	0	0	6	5	0	0	0	0	0	0	5	30
08:45	0	0	0	0	0	0	0	0	0	0	0	0	0	0	0	0	18	2	1	0	0	0	0	21	0	1	0	0	0	0	0	1	8	0	1	0	0	1	0	10	0	2	0	0	0	0	0	2	34
1 Hr	0	0	0	0	0	0	0	0	0	0	0	0	0	0	0	0	103	9	4	1	0	0	0	117	0	1	0	0	0	0	0	1	39	8	2	0	1	1	0	51	6	7	0	0	0	0	0	13	182
09:00	0	0	0	0	0	0	0	0	0	0	0	0	0	0	0	0	23	2	1	0	0	0	0	26	0	0	0	0	0	0	0	0	24	0	0	0	1	0	0	25	5	1	0	0	0	0	0	6	57
09:15	0	0	1	0	0	0	0	1	0	0	0	0	0	0	0	0	12	4	0	0	0	0	0	16	0	0	0	0	0	0	0	0	7	1	0	0	0	0	0	8	1	1	0	0	0	0	0	2	27
09:30	0	0	0	0	0	0	0	0	0	0	0	0	0	0	0	0	14	4	0	0	0	0	0	18	0	0	0	0	0	0	0	0	3	0	0	0	1	0	0	4	2	0	0	0	0	0	0	2	24
09:45	0	0	0	0	0	0	0	0	0	0	0	0	0	0	0	0	6	0	1	0	0	0	0	7	0	0	0	0	0	0	0	0	8	3	0	0	0	0	0	11	1	0	0	0	0	0	0	1	19
1 Hr	0	0	1	0	0	0	0	1	0	0	0	0	0	0	0	0	55	10	2	0	0	0	0	67	0	0	0	0	0	0	0	0	42	4	0	0	2	0	0	48	9	2	0	0	0	0	0	11	127
10:00	0	0	0	0	0	0	0	0	0	0	0	0	0	0	0	0	7	0	1	0	0	0	0	8	0	0	0	0	0	0	0	0	3	0	0	0	1	0	1	5	0	0	0	0	0	0	0	0	13
10:15	0	0	0	0	0	0	0	0	0	0	0	0	0	0	0	0	4	0	0	0	1	0	0	5	0	0	0	0	0	0	1	1	2	0	0	0	0	0	0	2	0	1	0	0	0	0	0	1	9
10:30	0	0	0	0	0	0	0	0	0	0	0	0	0	0	0	0	10	0	0	0	0	0	0	10	0	0	0	0	0	0	0	0	2	2	0	0	1	0	0	5	0	0	0	0	0	0	0	0	15
10:45	0	0	0	0	0	0	0	0	0	0	0	0	0	0	0	0	9	1	1	0	0	0	0	11	0	0	0	0	0	0	0	0	6	1	0	0	0	0	0	7	1	0	0	0	0	0	0	1	19
1 Hr	0	0	0	0	0	0	0	0	0	0	0	0	0	0	0	0	30	1	2	0	1	0	0	34	0	0	0	0	0	0	1	1	13	3	0	0	2	0	1	19	1	1	0	0	0	0	0	2	56
11:00	0	0	0	0	0	0	0	0	0	0	0	0	0	0	0	0	2	0	0	0	0	0	0	2	1	0	0	0	0	0	0	1	6	1	0	0	1	0	0	8	0	0	0	0	0	0	0	0	11
11:15	0	0	0	0	0	0	0	0	0	0	0	0	0	0	0	0	7	0	1	0	0	0	0	8	0	0	0	0	0	0	0	0	6	2	0	0	0	0	0	8	0	0	0	0	0	0	0	0	16
11:30	0	0	0	0	0	0	0	0	0	0	0	0	0	0	0	0	6	1	0	0	0	0	0	7	1	1	0	0	0	0	0	2	6	0	1	0	1	0	0	8	1	0	0	0	0	0	0	1	18
11:45	0	0	0	0	0	0	0	0	0	0	0	0	0	0	0	0	9	1	0	0	0	0	0	10	0	0	0	0	0	0	0	0	3	2	0	0	0	0	0	5	2	2	0	0	0	0	0	4	19
1 Hr	0	0	0	0	0	0	0	0	0	0	0	0	0	0	0	0	24	2	1	0	0	0	0	27	2	1	0	0	0	0	0	3	21	5	1	0	2	0	0	29	3	2	0	0	0	0	0	5	64
12:00	1	0	1	0	0	0	0	2	0	0	0	0	0	0	0	0	11	0	0	0	0	0	0	11	0	1	0	0	0	0	0	1	4	2	0	0	1	0	0	7	0	0	0	0	0	0	0	0	21
12:15	0	0	0	0	0	0	0	0	0	0	0	0	0	0	0	0	5	0	1	0	0	0	0	6	0	0	0	0	0	0	0	0	2	1	1	0	0	0	0	4	0	1	0	0	0	0	0	1	11
12:30	0	0	0	0	0	0	0	0	0	0	0	0	0	0	0	0	13	1	2	0	0	0	0	16	1	0	0	0	0	0	0	1	4	2	0	0	1	0	0	7	0	0	0	0	0	0	0	0	24
12:45	0	0	0	0	0	0	0	0	2	0	0	0	0	0	0	2	6	0	2	0	0	0	0	8	1	0	0	0	0	0	0	1	3	0	0	0	0	0	0	3	0	0	0	0	0	0	0	0	14
1 Hr	1	0	1	0	0	0	0	2	2	0	0	0	0	0	0	2	35	1	5	0	0	0	0	41	2	1	0	0	0	0	0	3	14	5	1	0	2	0	0	21	0	1	0	0	0	0	0	1	70
13:00	0	0	0	0	0	0	0	0	0	2	0	0	0	0	0	2	7	2	0	0	0	0	0	9	0	0	0	0	0	0	0	0	3	2	1	0	1	0	0	7	0	0	0	0	0	0	0	0	18
13:15	0	0	0	0	0	0	0	0	0	0	0	0	0	0	0	0	8	1	0	0	0	0	0	9	0	0	0	0	0	0	0	0	5	1	1	0	1	0	0	8	1	0	0	0	0	0	0	1	18
13:30	0	0	0	0	0	0	0	0	0	0	0	0	0	0	0	0	9	2	0	0	0	0	0	11	0	0	0	0	0	0	0	0	6	3	0	0	0	0	0	9	1	2	1	0	0	0	0	4	24
13:45	1	0	1	0	0	0	0	2	0	0	0	0	0	0	0	0	7	0	1	0	0	0	0	8	0	0	0	0	0	0	0	0	2	3	0	0	0	0	0	5	1	0	0	0	0	0	0	1	16
1 Hr	1	0	1	0	0	0	0	2	0	2	0	0	0	0	0	2	31	5	1	0	0	0	0	37	0	0	0	0	0	0	0	0	16	9	2	0	2	0	0	29	3	2	1	0	0	0	0	6	76
14:00	0	0	0	0	0	0	0	0	0	0	0	0	0	0	0	0	11	1	0	0	0	0	0	12	1	0	0	0	0	0	0	1	5	0	0	0	0	0	0	5	2	0	0	0	0	0	0	2	20
14:15	0	0	0	0	0	0	0	0	0	0	0	0	0	0	0	0	6	1	0	0	0	0	0	7	0	0	0	0	0	0	0	0	5	3	1	0	0	0	0	9	0	0	0	0	0	0	0	0	16
14:30	0	0	0	0	0	0	0	0	0	0	0	0	0	0	0	0	9	4	1	0	0	0	0	14	2	0	0	0	0	0	0	2	4	1	0	0	0	0	0	5	3	0	0	0	0	0	0	3	23
14:45	0	0	0	0	0	0	0	0	0	0	0	0	0	0	0	0	6	1	0	0	0	0	0	7	0	0	0	0	0	0	0	0	2	1	0	0	1	0	0	4	0	1	0	0	0	0	0	1	12
1 Hr	0	0	0	0	0	0	0	0	0	0	0	0	0	0	0	0	32	7	1	0	0	0	0	40	3	0	0	0	0	0	0	3	15	5	1	0	1	0	0	22	5	1	0	0	0	0	0	6	71
15:00	0	0	0	0	0	0	0	0	0	0	0	0	0	0	0	0	11	1	0	0	0	0	0	12	1	0	0	0	0	0	0	1	7	1	0	0	0	0	0	8	0	0	0	0	0	0	0	0	21
15:15	0	0	0	0	0	0	0	0	0	0	0	0	0	0	0	0	11	0	1	0	0	0	0	12	1	0	0	0	0	0	0	1	8	2	0	0	0	0	0	10	1	0	0	0	0	0	0	1	24
15:30	0	0	0	0	0	0	0	0	0	0	0	0	0	0	0	0	8	0	1	0	0	1	0	10	0	0	0	0	0	0	0	0	3	0	1	0	1	0	0	5	0	0	0	0	0	0	0	0	15
15:45	0	0	0	0	0	0	0	0	0	0	0	0	0	0	0	0	16	3	0	0	0	0	0	19	0	0	0	0	0	0	1	1	6	1	0	0	0	0	0	7	0	0	0	0	0	0	0	0	27
1 Hr	0	0	0	0	0	0	0	0	0	0	0	0	0	0	0	0	46	4	2	0	0	1	0	53	2	0	0	0	0	0	1	3	24	4	1	0	1	0	0	30	1	0	0	0	0	0	0	1	87
16:00	0	0	0	0	0	0	0	0	0	0	0	0	0	0	0	0	5	5	0	0	0	0	0	10	0	0	0	0	0	0	0	0	2	0	0	0	0	0	0	2	0	1	0	0	0	0	0	1	13
16:15	0	0	0	0	0	0	0	0	0	0	0	0	0	0	0	0	16	2	0	0	0	0	0	18	0	0	0	0	0	0	0	0	7	3	0	0	1	0	0	11	4	0	0	0	0	0	0	4	33
16:30	0	0	0	0	0	0	0	0	0	1	0	0	0	0	0	1	24	2	1	0	0	0	0	27	0	0	0	0	0	0	0	0	11	2	0	0	0	0	0	13	1	0	0	0	0	0	0	1	42
16:45	0	0	0	0	0	0	0	0	0	0	0	0	0	0	0	0	28	5	0	0	0	1	0	34	0	0	0	0	0	0	0	0	6	0	1	0	0	0	0	7	1	1	0	0	0	0	0	2	43
1 Hr	0	0	0	0	0	0	0	0	0	1	0	0	0	0	0	1	73	14	1	0	0	1	0	89	0	0	0	0	0	0	0	0	26	5	1	0	1	0	0	33	6	2	0	0	0	0	0	8	131
17:00	0	0	0	0	0	0	0	0	0	0	0	0	0	0	0	0	13	7	1	0	0	0	0	21	0	0	0	0	0	0	0	0	7	1	0	0	0	0	0	8	2	0	0	0	0	0	0	2	31
17:15	0	0	0	0	0	0	0	0	0	0	0	0	0	0	0	0	28	2	0	0	0	0	0	30	0	1	0	0	0	0	0	1	10	0	0	1	1	0	0	12	2	0	0	0	0	0	0	2	45
17:30	0	0	0	0	0	0	0	0	0	0	0	0	0	0	0	0	24	5	0	0	0	0	0	29	0	0	0	0	0	0	0	0	7	1	0	0	0	0	0	8	0	0	0	0	0	0	0	0	37
17:45	1	0	0	0	0	0	0	1	0	0	0	0	0	0	0	0	9	1	0	0	0	0	0	10	1	0	0	0	0	0	0	0	10	3	1	0	1	0	0	15	0	0	0	0	0	0	0	0	27
1 Hr	1	0	0	0	0	0	0	1	0	0	0	0	0	0	0	0	74	15	1	0	0	0	0	90	1	1	0	0	0	0	0	2	34	5	1	1	2	0	0	43	4	0	0	0	0	0	0	4	140
18:00	0	0	0	0	0	0	0	0	0	0	0	0	0	0	0	0	14	1	0	0	0	0	0	15	0	0	0	0	0	0	0	0	5	0	0	0	0	0	0	5	2	0	0	0	0	0	0	2	22
18:15	0	0	0	0	0	0	0	0	0	0	0	0	0	0	0	0	10	4	1	0	0	0	0	15	0	0	0	0	0	0	0	0	3	0	0	0	0	0	0	3	0	0	0	0	0	0	0	0	18
18:30	0	0	0	0	0	0	0	0	0	0	0	0	0	0	0	0	10	0	0	0	0	0	0	10	0	0	0	0	0	0	0	0	1	0	0	0	0	0	0	1	0	0	0	0	0	0	0	0	11
18:45	1	0	0	0	0	0	0	1	0	0	0	0	0	0	0	0	6	1	0	1	0	1	0	9	0	0	0	0	0	0	0	0	5	0	0	0	0	0	0	5	3	0	0	0	0	0	0	3	18
1 Hr	1	0	0	0	0	0	0	1	0	0	0	0	0	0	0	0	40	6	1	1	0	1	0	49	0	0	0	0	0	0	0	0	14	0	0	0	0	0	0	14	5	0	0	0	0	0	0	5	69
Total	4	0	3	0	0	0	0	7	2	3	0	0	0	0	0	5	726	114	23	2	2	3	0	870	11	4	0	0	0	0	2	17	323	77	12	1	17	2	1	433	52	23	2	2	0	0	0	79	1411

Sky High
Count On Us

Client: PB World
Project: LON-1427 M2 Jct5
Site: 1
Date: 19/03/2015

Entry : Arm C

	Destination : Arm A								Destination : Arm B								Destination : Arm C								Destination : Arm D								Destination : Arm E								Destination : Arm F								Arm Totals
	CAR	LGV	OGV1	OGV2	PSV	MC	PC	Total	CAR	LGV	OGV1	OGV2	PSV	MC	PC	Total	CAR	LGV	OGV1	OGV2	PSV	MC	PC	Total	CAR	LGV	OGV1	OGV2	PSV	MC	PC	Total	CAR	LGV	OGV1	OGV2	PSV	MC	PC	Total	CAR	LGV	OGV1	OGV2	PSV	MC	PC	Total	
07:00	34	12	0	1	0	0	0	47	2	0	0	0	0	0	0	2	0	0	0	0	0	0	0	0	1	0	0	0	0	0	0	1	164	42	3	4	0	0	0	213	1	0	0	0	0	0	0	1	264
07:15	61	9	0	3	0	0	0	73	3	0	0	0	0	0	0	3	5	0	0	0	0	0	0	5	0	1	0	0	0	0	0	1	152	48	8	5	0	3	0	216	2	1	0	0	0	0	0	3	301
07:30	56	8	3	2	0	0	0	69	2	0	0	0	0	0	0	2	2	0	0	0	0	0	0	2	3	0	0	0	0	0	0	3	195	28	3	8	0	2	0	236	1	0	0	0	0	0	0	1	313
07:45	62	15	2	2	1	0	0	82	2	0	0	0	0	0	0	2	0	0	0	0	0	0	0	0	4	1	0	0	0	0	0	5	186	35	6	3	0	0	0	230	1	0	0	0	0	0	0	1	320
1 Hr	213	44	5	8	1	0	0	271	9	0	0	0	0	0	0	9	7	0	0	0	0	0	0	7	8	2	0	0	0	0	0	10	697	153	20	20	0	5	0	895	5	1	0	0	0	0	0	6	1198
08:00	28	13	2	10	0	0	0	53	2	0	0	0	0	0	0	2	0	0	0	0	0	0	0	0	9	1	0	0	0	0	0	10	150	21	7	3	0	0	0	181	0	0	0	0	0	0	0	0	246
08:15	40	6	3	1	0	0	0	50	1	0	0	0	0	0	0	1	0	0	0	0	0	0	0	0	8	1	0	0	0	0	0	9	182	22	2	6	0	0	0	212	0	0	0	0	0	0	0	0	272
08:30	54	12	1	4	0	0	0	71	1	0	0	0	0	0	0	1	0	0	0	0	0	0	0	0	7	1	0	0	0	0	0	8	140	15	5	3	0	0	0	163	1	0	0	0	0	0	0	1	244
08:45	45	11	3	3	0	0	0	62	2	0	0	0	0	0	0	2	0	0	0	0	0	0	0	0	7	0	0	0	0	0	0	7	126	16	7	4	2	0	0	155	1	0	0	0	0	0	0	1	227
1 Hr	167	42	9	18	0	0	0	236	6	0	0	0	0	0	0	6	0	0	0	0	0	0	0	0	31	3	0	0	0	0	0	34	598	74	21	16	2	0	0	711	2	0	0	0	0	0	0	2	989
09:00	43	9	6	3	0	0	0	61	1	0	0	0	0	0	0	1	0	0	0	0	0	0	0	0	5	0	0	0	0	0	0	5	114	32	7	2	0	1	0	156	1	0	0	0	0	0	0	1	224
09:15	29	3	3	4	0	0	0	39	0	0	0	0	0	0	0	0	1	0	0	0	0	0	0	1	1	1	1	0	0	0	0	3	145	20	3	7	1	0	0	176	0	0	0	0	0	0	0	0	219
09:30	22	6	5	5	0	0	0	38	0	0	0	0	0	0	0	0	0	0	0	0	0	0	0	0	1	2	0	0	0	0	0	3	102	21	12	7	0	0	0	142	1	0	0	0	0	0	0	1	184
09:45	19	10	5	5	0	0	0	39	1	0	0	0	0	0	0	1	0	0	0	0	0	0	0	0	3	0	0	0	0	0	0	3	97	23	7	7	0	0	0	134	0	0	0	0	0	0	0	0	177
1 Hr	113	28	19	17	0	0	0	177	2	0	0	0	0	0	0	2	1	0	0	0	0	0	0	1	10	3	1	0	0	0	0	14	458	96	29	23	1	1	0	608	2	0	0	0	0	0	0	2	804
10:00	18	7	7	3	0	0	0	35	0	0	0	0	0	0	0	0	1	0	0	0	0	0	0	1	0	0	0	0	0	0	0	0	85	15	7	6	0	0	0	113	0	0	0	1	0	0	0	1	150
10:15	14	7	1	4	0	0	0	26	0	0	0	0	0	0	0	0	0	0	0	0	0	0	0	0	1	0	0	0	0	0	0	1	112	24	11	4	0	0	0	151	0	0	0	0	0	0	0	0	178
10:30	16	6	5	1	0	0	0	28	0	0	0	0	0	0	0	0	0	0	0	0	0	0	0	0	0	0	0	0	0	0	0	0	85	14	8	3	0	0	0	110	1	0	0	0	0	0	0	1	139
10:45	15	9	5	2	0	0	0	31	0	0	0	0	0	0	0	0	2	0	0	0	0	0	0	2	3	0	0	0	0	0	0	3	82	21	8	7	0	0	0	118	0	0	0	0	0	0	0	0	154
1 Hr	63	29	18	10	0	0	0	120	0	0	0	0	0	0	0	0	3	0	0	0	0	0	0	3	4	0	0	0	0	0	0	4	364	74	34	20	0	0	0	492	1	0	0	1	0	0	0	2	621
11:00	13	8	4	5	0	0	0	30	0	0	0	0	0	0	0	0	0	0	0	0	0	0	0	0	0	1	0	0	0	0	0	1	76	21	8	4	0	0	0	109	0	0	0	0	0	0	0	0	140
11:15	20	5	3	4	0	0	0	32	0	0	0	0	0	0	0	0	0	0	0	0	0	0	0	0	0	0	0	0	0	0	0	0	70	16	7	3	0	0	0	96	0	0	0	0	0	0	0	0	128
11:30	21	4	2	7	0	0	0	34	2	0	0	0	0	0	0	2	0	0	0	0	0	0	0	0	0	1	0	0	0	0	0	1	73	37	13	6	0	0	0	129	0	0	1	0	0	0	0	1	167
11:45	23	6	2	1	0	0	0	32	0	0	0	0	0	0	0	0	0	0	0	0	0	0	0	0	1	1	0	0	0	0	0	2	80	28	10	7	1	1	0	127	0	0	0	0	0	0	0	0	161
1 Hr	77	23	11	17	0	0	0	128	2	0	0	0	0	0	0	2	0	0	0	0	0	0	0	0	1	3	0	0	0	0	0	4	299	102	38	20	1	1	0	461	0	0	1	0	0	0	0	1	596
12:00	25	6	5	0	0	0	0	36	0	0	0	0	0	0	0	0	0	0	0	0	0	0	0	0	0	0	0	0	0	0	0	0	72	14	6	4	0	0	0	96	1	0	0	0	0	0	0	1	133
12:15	24	6	5	3	0	0	0	38	3	0	0	0	0	0	0	3	0	0	0	0	0	0	0	0	0	0	0	0	0	0	0	0	81	18	14	8	0	0	0	121	1	0	0	0	0	0	0	1	163
12:30	28	3	5	3	0	0	0	39	0	0	0	0	0	0	0	0	1	0	0	0	0	0	0	1	0	0	0	0	0	0	0	0	91	21	5	4	0	0	0	121	0	0	0	0	0	0	0	0	161
12:45	25	8	7	9	0	0	0	49	2	1	0	0	0	0	0	3	6	0	1	0	0	0	0	7	0	0	0	0	0	0	0	0	82	16	10	4	0	1	0	113	0	0	0	0	0	0	0	0	172
1 Hr	102	23	22	15	0	0	0	162	5	1	0	0	0	0	0	6	7	0	1	0	0	0	0	8	0	0	0	0	0	0	0	0	326	69	35	20	0	1	0	451	2	0	0	0	0	0	0	2	629
13:00	28	6	5	2	0	0	0	41	1	0	0	0	0	0	0	1	1	0	0	0	0	0	0	1	1	0	0	0	0	0	0	1	71	21	8	5	0	0	0	105	0	0	0	0	0	0	0	0	149
13:15	13	6	1	4	0	0	0	24	3	0	0	0	0	0	0	3	0	0	0	0	0	0	0	0	0	0	0	0	0	0	0	0	92	25	7	6	0	0	0	130	0	0	0	0	0	0	0	0	157
13:30	16	10	5	4	0	0	0	35	3	0	0	0	0	0	0	3	0	0	0	0	0	0	0	0	1	0	0	0	0	0	0	1	88	15	15	6	0	2	0	126	0	0	0	0	0	0	0	0	165
13:45	15	5	1	3	0	0	0	24	0	0	0	0	0	0	0	0	0	0	0	0	0	0	0	0	0	1	0	0	0	0	0	1	76	15	14	10	2	0	0	117	0	0	0	0	0	0	0	0	142
1 Hr	72	27	12	13	0	0	0	124	7	0	0	0	0	0	0	7	1	0	0	0	0	0	0	1	2	1	0	0	0	0	0	3	327	76	44	27	2	2	0	478	0	0	0	0	0	0	0	0	613
14:00	16	11	3	7	0	0	0	37	0	0	0	0	0	0	0	0	0	0	0	0	0	0	0	0	1	0	0	0	0	0	0	1	85	15	8	10	0	0	0	118	0	0	0	0	0	0	0	0	156
14:15	25	7	3	4	0	0	0	39	1	0	0	0	0	0	0	1	0	0	0	0	0	0	0	0	0	0	0	0	0	0	0	0	86	22	6	2	1	0	0	117	0	0	0	0	0	0	0	0	157
14:30	26	7	5	4	0	0	0	42	1	0	0	0	0	0	0	1	0	0	0	0	0	0	0	0	1	0	0	0	0	0	0	1	85	18	5	6	0	0	0	114	1	0	0	0	0	0	0	1	159
14:45	33	3	4	4	0	0	0	44	0	0	0	0	0	0	0	0	0	0	0	0	0	0	0	0	2	1	0	0	0	0	0	3	80	20	8	11	0	1	0	120	0	0	0	0	0	0	0	0	167
1 Hr	100	28	15	19	0	0	0	162	2	0	0	0	0	0	0	2	0	0	0	0	0	0	0	0	4	1	0	0	0	0	0	5	336	75	27	29	1	1	0	469	1	0	0	0	0	0	0	1	639
15:00	23	17	4	4	0	0	0	48	0	0	0	0	0	0	0	0	0	0	0	0	0	0	0	0	3	0	0	0	0	0	0	3	99	22	14	7	0	0	0	142	0	0	0	0	0	0	0	0	193
15:15	23	10	4	4	0	0	0	41	2	0	0	0	0	0	0	2	0	0	0	0	0	0	0	0	1	0	0	0	0	0	0	1	100	23	14	7	0	0	0	144	0	0	0	0	0	0	0	0	188
15:30	33	6	1	7	0	0	0	47	4	0	0	0	0	0	0	4	0	0	0	0	0	0	0	0	4	0	0	0	0	0	0	4	97	29	17	7	0	0	0	150	0	0	0	0	0	0	0	0	205
15:45	28	8	3	5	0	1	0	45	1	1	0	0	0	0	0	2	2	0	0	0	0	0	0	2	2	0	0	0	0	0	0	2	103	24	5	4	0	1	0	137	0	0	0	0	0	0	0	0	188
1 Hr	107	41	12	20	0	1	0	181	7	1	0	0	0	0	0	8	2	0	0	0	0	0	0	2	10	0	0	0	0	0	0	10	399	98	50	25	0	1	0	573	0	0	0	0	0	0	0	0	774
16:00	24	9	3	2	0	0	0	38	1	1	0	0	0	0	0	2	0	0	0	0	0	0	0	0	3	2	0	0	0	0	0	5	100	16	12	3	0	0	0	131	0	0	0	0	0	0	0	0	176
16:15	39	15	0	2	0	0	0	56	3	1	0	0	0	0	0	4	2	0	0	0	0	0	0	2	1	1	0	0	0	0	0	2	103	29	8	3	1	0	0	144	0	0	0	0	0	0	0	0	208
16:30	37	13	3	2	0	1	0	56	4	1	0	0	0	0	0	5	0	0	0	0	0	0	0	0	1	1	0	0	0	0	0	2	118	33	6	1	0	1	0	159	0	0	0	0	0	0	0	0	222
16:45	32	17	1	4	0	0	0	54	0	1	0	0	0	0	0	1	0	0	0	0	0	0	0	0	0	0	0	0	0	0	0	0	100	27	7	1	0	1	0	136	0	0	0	0	0	0	0	0	191
1 Hr	132	54	7	10	0	1	0	204	8	4	0	0	0	0	0	12	2	0	0	0	0	0	0	2	5	4	0	0	0	0	0	9	421	105	33	8	1	2	0	570	0	0	0	0	0	0	0	0	797
17:00	34	13	3	2	0	1	0	53	4	0	0	0	0	0	0	4	0	0	0	0	0	0	0	0	5	0	0	0	0	0	0	5	112	24	12	7	0	0	0	155	0	0	0	0	0	0	0	0	217
17:15	50	12	1	0	0	0	0	63	5	2	0	0	0	0	0	7	0	0	0	0	0	0	0	0	1	1	0	0	0	0	0	2	134	19	3	3	0	0	0	159	0	0	0	0	0	0	0	0	231
17:30	50	9	1	1	0	0	0	61	2	2	0	0	0	0	0	4	0	0	0	0	0	0	0	0	2	0	0	0	0	0	0	2	119	15	6	4	0	0	0	144	0	0	0	0	0	0	0	0	211
17:45	50	3	0	1	0	0	0	54	3	0	0	0	0	0	0	3	0	0	0	0	0	0	0	0	0	1	0	0	0	0	0	1	100	8	2	2	0	0	0	112	0	0	0	0	0	0	0	0	170
1 Hr	184	37	5	4	0	1	0	231	14	4	0	0	0	0	0	18	0	0	0	0	0	0	0	0	8	2	0	0	0	0	0	10	465	66	23	16	0	0	0	570	0	0	0	0	0	0	0	0	829
18:00	42	1	1	2	0	0	0	46	3	0	0	0	0	0	0	3	2	0	0	0	0	0	0	2	1	0	0	0	0	0	0	1	104	9	0	4	0	0	0	117	0	0	0	0	0	0	0	0	169
18:15	23	5	1	1	0	0	0	30	0	0	0	0	0	0	0	0	0	0	0	0	0	0	0	0	1	0	0	0	0	0	0	1	93	5	1	0	0	1	0	100	0	0	0	0	0	0	0	0	131
18:30	20	1	2	3	0	0	0	26	2	0	0	0	0	0	0	2	0	0	0	0	0	0	0	0	2	0	0	0	0	0	0	2	75	6	1	1	0	0	0	83	0	0	0	0	0	0	0	0	113
18:45	22	1	0	0	0	0	0	23	0	0	0	0	0	0	0	0	0	0	0	0	0	0	0	0	2	0	0	0	0	0	0	2	62	3	0	0	0	1	0	66	0	0	0	0	0	0	0	0	91
1 Hr	107	8	4	6	0	0	0	125	5	0	0	0	0	0	0	5	2	0	0	0	0	0	0	2	6	0	0	0	0	0	0	6	334	23	2	5	0	2	0	366	0	0	0	0	0	0	0	0	504
Total	1437	384	139	157	1	3	0	2121	67	10	0	0	0	0	0	77	25	0	1	0	0	0	0	26	89	19	1	0	0	0	0	109	5024	1011	356	229	8	16	0	6644	13	1	1	1	0	0	0	16	8993

Sky High
Count On Us

Client: PB World
Project: LON-1427 M2 Jct5
Site: 1
Date: 19/03/2015

Entry : Arm D

	Destination : Arm A								Destination : Arm B								Destination : Arm C								Destination : Arm D								Destination : Arm E								Destination : Arm F								Arm Totals
	CAR	LGV	OGV1	OGV2	PSV	MC	PC	Total	CAR	LGV	OGV1	OGV2	PSV	MC	PC	Total	CAR	LGV	OGV1	OGV2	PSV	MC	PC	Total	CAR	LGV	OGV1	OGV2	PSV	MC	PC	Total	CAR	LGV	OGV1	OGV2	PSV	MC	PC	Total	CAR	LGV	OGV1	OGV2	PSV	MC	PC	Total	
07:00	0	0	0	0	0	0	0	0	0	0	0	0	0	0	0	0	19	1	0	0	0	1	0	21	0	0	0	0	0	0	0	0	47	9	0	0	0	0	0	56	3	2	0	0	0	0	0	5	82
07:15	0	0	0	0	0	0	0	0	0	0	0	0	0	0	0	0	21	9	0	0	0	0	0	30	0	0	0	0	0	0	0	0	45	8	1	0	0	0	0	54	2	0	0	0	0	0	0	2	86
07:30	1	0	0	0	0	0	0	1	0	0	0	0	0	0	0	0	32	2	2	0	0	0	0	36	1	0	0	0	0	0	0	1	52	10	0	0	0	1	0	63	2	0	0	0	0	0	0	2	103
07:45	0	0	0	0	0	0	0	0	0	0	0	0	0	0	0	0	32	5	1	0	0	0	0	38	0	0	0	0	0	0	0	0	55	3	0	0	0	0	0	58	1	0	0	0	0	0	0	1	97
1 Hr	1	0	0	0	0	0	0	1	0	0	0	0	0	0	0	0	104	17	3	0	0	1	0	125	1	0	0	0	0	0	0	1	199	30	1	0	0	1	0	231	8	2	0	0	0	0	0	10	368
08:00	0	0	0	0	0	0	0	0	0	0	0	0	0	0	0	0	39	3	0	0	0	0	0	42	0	0	0	0	0	0	0	0	61	8	0	0	0	0	0	69	2	1	0	0	0	0	0	3	114
08:15	2	0	0	0	0	0	0	2	0	0	0	0	0	0	0	0	29	5	0	0	0	0	0	34	0	0	0	0	0	0	0	0	52	5	0	0	0	0	0	57	7	1	0	0	0	0	0	8	101
08:30	1	2	0	0	0	0	0	3	0	1	0	0	0	0	0	1	23	2	0	0	0	0	0	25	1	0	0	0	0	0	0	1	34	7	2	0	0	0	0	43	5	0	0	0	0	0	0	5	78
08:45	0	0	0	1	0	0	0	1	1	1	0	0	0	0	0	2	17	1	0	0	0	0	0	18	0	0	0	0	0	0	0	0	41	5	1	0	0	0	0	47	3	0	0	0	0	0	0	3	71
1 Hr	3	2	0	1	0	0	0	6	1	2	0	0	0	0	0	3	108	11	0	0	0	0	0	119	1	0	0	0	0	0	0	1	188	25	3	0	0	0	0	216	17	2	0	0	0	0	0	19	364
09:00	2	1	0	0	0	0	0	3	0	0	0	0	0	0	0	0	12	3	0	0	0	0	0	15	0	0	0	0	0	0	0	0	42	0	1	0	0	0	0	43	3	0	0	0	0	0	0	3	64
09:15	0	0	0	0	0	0	0	0	0	0	0	0	0	0	0	0	13	0	1	0	0	0	0	14	0	0	0	0	0	0	0	0	26	0	0	0	0	0	0	26	2	0	1	0	0	0	0	3	43
09:30	1	1	0	0	0	0	0	2	0	1	0	0	0	0	0	1	3	0	0	0	0	0	0	3	0	0	0	0	0	0	0	0	15	1	0	0	0	0	0	16	1	2	0	0	0	0	0	3	25
09:45	1	1	0	0	0	0	0	2	0	0	0	0	0	0	0	0	4	1	0	0	0	0	0	5	1	0	0	0	0	0	0	1	14	1	0	0	0	0	0	15	1	0	0	0	0	0	0	1	24
1 Hr	4	3	0	0	0	0	0	7	0	1	0	0	0	0	0	1	32	4	1	0	0	0	0	37	1	0	0	0	0	0	0	1	97	2	1	0	0	0	0	100	7	2	1	0	0	0	0	10	156
10:00	2	0	1	0	0	0	0	3	0	0	0	0	0	0	0	0	8	2	0	0	0	0	0	10	0	0	0	0	0	0	0	0	11	4	1	0	0	0	0	16	1	0	0	0	0	0	0	1	30
10:15	0	0	0	0	0	0	0	0	0	0	0	0	0	0	0	0	12	1	1	0	0	0	0	14	0	0	0	0	0	0	0	0	17	1	0	0	0	0	0	18	2	0	0	0	0	0	0	2	34
10:30	1	0	0	0	0	0	0	1	0	0	0	0	0	0	0	0	4	1	0	0	0	0	0	5	0	0	0	0	0	0	0	0	7	2	0	0	0	0	0	9	0	1	0	0	0	0	0	1	16
10:45	2	0	0	0	0	0	0	2	0	0	0	0	0	0	0	0	5	3	0	0	0	0	0	8	0	0	0	0	0	0	0	0	11	1	1	0	0	0	0	13	1	0	0	0	0	0	0	1	24
1 Hr	5	0	1	0	0	0	0	6	0	0	0	0	0	0	0	0	29	7	1	0	0	0	0	37	0	0	0	0	0	0	0	0	46	8	2	0	0	0	0	56	4	1	0	0	0	0	0	5	104
11:00	4	0	1	0	0	0	0	5	0	0	0	0	0	0	0	0	6	2	0	0	0	0	0	8	0	0	0	0	0	0	0	0	18	1	0	0	0	0	0	19	1	0	0	0	0	0	0	1	33
11:15	6	0	0	0	0	0	0	6	0	1	0	0	0	0	0	1	5	1	0	0	0	0	0	6	0	0	0	0	0	0	0	0	7	2	1	0	0	0	0	10	0	0	0	0	0	0	0	0	23
11:30	3	0	0	0	0	0	0	3	0	0	0	0	0	0	0	0	6	0	0	0	0	0	0	6	0	0	0	0	0	0	0	0	12	1	0	0	0	1	0	14	1	0	0	0	0	0	0	1	24
11:45	4	1	0	0	0	0	0	5	0	0	0	0	0	0	0	0	5	0	1	0	0	0	0	6	0	0	0	0	0	0	0	0	13	2	0	0	0	0	0	15	0	0	0	0	0	0	0	0	26
1 Hr	17	1	1	0	0	0	0	19	0	1	0	0	0	0	0	1	22	3	1	0	0	0	0	26	0	0	0	0	0	0	0	0	50	6	1	0	0	1	0	58	2	0	0	0	0	0	0	2	106
12:00	2	0	0	0	0	0	0	2	0	2	0	0	0	0	0	2	4	0	0	0	0	0	0	4	0	0	0	0	0	0	0	0	8	0	3	0	0	0	0	11	0	0	0	0	0	0	0	0	19
12:15	1	0	0	0	0	0	0	1	1	0	0	0	0	0	0	1	9	0	0	0	0	0	0	9	0	0	0	0	0	0	0	0	12	5	0	0	0	0	0	17	0	2	0	0	0	0	0	2	30
12:30	0	0	0	0	0	0	0	0	2	0	0	0	0	0	0	2	4	0	0	0	0	0	0	4	0	0	0	0	0	0	0	0	13	2	0	0	0	0	0	15	1	0	0	0	0	0	0	1	22
12:45	5	0	0	0	0	0	0	5	1	0	0	0	0	0	0	1	10	0	0	0	0	0	0	10	0	0	0	0	0	0	0	0	12	0	1	0	0	0	0	13	0	0	0	0	0	0	0	0	29
1 Hr	8	0	0	0	0	0	0	8	4	2	0	0	0	0	0	6	27	0	0	0	0	0	0	27	0	0	0	0	0	0	0	0	45	7	4	0	0	0	0	56	1	2	0	0	0	0	0	3	100
13:00	2	1	0	0	0	0	0	3	0	0	0	0	0	0	0	0	6	1	1	0	0	0	0	8	0	0	0	0	0	0	0	0	10	4	1	0	0	0	0	15	0	0	0	0	0	0	0	0	26
13:15	0	0	0	0	0	0	0	0	0	1	0	0	0	0	0	1	6	4	1	0	0	0	0	11	0	0	0	0	0	0	0	0	7	1	0	0	0	0	0	8	0	0	0	0	0	0	0	0	20
13:30	2	1	0	0	0	0	0	3	0	0	0	0	0	0	0	0	9	0	0	0	0	0	0	9	0	0	0	0	0	0	0	0	12	1	0	0	0	0	0	13	2	0	0	0	0	0	0	2	27
13:45	1	0	1	0	0	0	0	2	1	0	0	0	0	0	0	1	7	0	0	0	0	0	0	7	0	0	0	0	0	0	0	0	7	2	0	0	0	0	0	9	2	0	0	0	0	0	0	2	21
1 Hr	5	2	1	0	0	0	0	8	1	1	0	0	0	0	0	2	28	5	2	0	0	0	0	35	0	0	0	0	0	0	0	0	36	8	1	0	0	0	0	45	4	0	0	0	0	0	0	4	94
14:00	1	1	0	0	0	0	0	2	0	0	0	0	0	0	0	0	4	1	0	1	0	0	0	6	0	0	0	0	0	0	0	0	10	4	0	0	0	0	0	14	0	0	0	0	0	0	0	0	22
14:15	6	1	0	0	0	0	0	7	1	0	0	0	0	0	0	1	11	1	0	0	0	0	0	12	0	0	0	0	0	0	0	0	6	2	0	0	0	0	0	8	2	0	0	0	0	0	0	2	30
14:30	2	0	0	0	0	0	0	2	0	0	0	0	0	0	0	0	3	0	0	0	0	0	0	3	0	0	0	0	0	0	0	0	10	2	0	0	0	0	0	12	1	0	0	0	0	0	0	1	18
14:45	1	0	0	0	0	0	0	1	0	0	0	0	0	0	0	0	7	1	0	0	0	0	0	8	0	0	0	0	0	0	0	0	12	4	0	0	0	0	0	16	0	0	1	0	0	0	0	1	26
1 Hr	10	2	0	0	0	0	0	12	1	0	0	0	0	0	0	1	25	3	0	1	0	0	0	29	0	0	0	0	0	0	0	0	38	12	0	1	0	0	0	50	3	0	1	0	0	0	0	4	96
15:00	2	0	0	0	0	0	0	2	0	0	0	0	0	0	0	0	6	1	1	0	0	0	0	8	0	0	0	0	0	0	0	0	11	2	0	0	0	0	0	13	1	1	0	0	0	0	0	2	25
15:15	5	0	0	0	0	0	0	5	0	0	1	0	0	0	0	1	5	0	0	0	0	0	0	5	0	0	0	0	0	0	0	0	10	1	0	0	0	0	0	11	1	1	0	0	0	0	0	2	24
15:30	3	1	0	0	0	0	0	4	0	0	0	0	0	0	0	0	9	0	0	0	0	0	0	9	0	0	0	0	0	0	0	0	7	1	0	0	0	0	0	8	1	0	0	0	0	0	0	1	22
15:45	3	1	0	0	0	0	0	4	0	0	0	0	0	0	0	0	9	0	0	0	0	0	0	9	0	0	0	0	0	0	0	0	13	1	0	0	0	0	0	14	2	0	0	0	0	0	0	2	29
1 Hr	13	2	0	0	0	0	0	15	0	0	1	0	0	0	0	1	29	1	1	0	0	0	0	31	0	0	0	0	0	0	0	0	41	5	0	0	0	0	0	46	5	2	0	0	0	0	0	7	100
16:00	3	0	0	0	0	0	0	3	0	0	0	0	0	0	0	0	14	4	0	0	0	0	0	18	0	0	0	0	0	0	0	0	12	3	2	0	0	1	0	18	4	0	0	0	0	0	0	4	43
16:15	2	0	0	0	0	0	0	2	3	0	0	0	0	0	0	3	9	6	1	0	0	0	0	16	0	0	0	0	0	0	0	0	20	1	0	0	0	0	0	21	3	3	0	0	0	0	0	6	48
16:30	2	0	1	0	0	0	0	3	2	0	0	0	0	0	0	2	14	4	0	0	0	0	0	18	0	0	0	0	0	0	0	0	12	3	0	0	0	0	0	15	1	0	0	0	0	0	0	1	39
16:45	0	1	0	0	0	0	0	1	0	0	0	0	0	0	0	0	15	3	0	0	0	0	0	18	0	0	0	0	0	0	0	0	21	1	0	0	0	0	0	22	2	0	0	0	0	0	0	2	43
1 Hr	7	1	1	0	0	0	0	9	5	0	0	0	0	0	0	5	52	17	1	0	0	0	0	70	0	0	0	0	0	0	0	0	65	8	2	0	0	1	0	76	10	3	0	0	0	0	0	13	173
17:00	2	0	0	0	0	0	0	2	1	0	0	0	0	0	0	1	32	2	0	0	0	0	0	34	0	0	0	0	0	0	0	0	24	1	0	0	0	0	0	25	5	1	0	0	0	0	0	6	68
17:15	1	0	0	0	0	0	0	1	1	0	0	0	0	0	0	1	27	1	0	0	0	0	0	28	0	0	0	0	0	0	0	0	31	2	0	0	0	0	0	33	3	0	0	0	0	0	0	3	66
17:30	4	2	0	0	0	0	0	6	0	0	0	0	0	0	0	0	15	1	0	0	0	0	0	16	0	0	0	0	0	0	0	0	28	1	0	0	0	0	0	29	1	0	0	0	0	0	0	1	52
17:45	3	0	0	0	0	0	0	3	1	0	0	0	0	0	0	1	10	2	0	0	0	0	0	12	0	0	0	0	0	0	0	0	22	1	0	0	0	0	0	23	2	1	0	0	0	0	0	3	42
1 Hr	10	2	0	0	0	0	0	12	3	0	0	0	0	0	0	3	84	6	0	0	0	0	0	90	0	0	0	0	0	0	0	0	105	5	0	0	0	0	0	110	11	2	0	0	0	0	0	13	228
18:00	2	0	0	0	0	0	0	2	0	0	0	0	0	0	0	0	9	1	0	0	0	0	0	10	0	0	0	0	0	0	0	0	10	0	0	0	0	0	0	10	0	0	0	0	0	0	0	0	22
18:15	3	0	0	0	0	0	0	3	1	0	0	0	0	0	0	1	14	1	0	0	0	0	0	15	0	0	0	0	0	0	0	0	8	1	0	0	0	0	0	9	2	0	0	0	0	0	0	2	30
18:30	1	0	0	0	0	0	0	1	0	0	0	0	0	0	0	0	4	1	0	0	0	0	0	5	0	0	0	0	0	0	0	0	9	0	0	0	0	0	0	9	3	0	0	0	0	0	0	3	18
18:45	1	0	0	0	0	0	0	1	1	0	0	0	0	0	0	1	4	0	0	0	0	0	0	4	0	0	0	0	0	0	0	0	9	0	0	0	0	0	0	9	4	0	0	0	0	0	0	4	19
1 Hr	7	0	0	0	0	0	0	7	2	0	0	0	0	0	0	2	31	3	0	0	0	0	0	34	0	0	0	0	0	0	0	0	36	1	0	0	0	0	0	37	9	0	0	0	0	0	0	9	89
Total	90	15	4	1	0	0	0	110	17	7	1	0	0	0	0	25	571	77	10	1	0	1	0	660	3	0	0	0	0	0	0	3	946	117	15	0	0	3	0	1081	81	16	2	0	0	0	0	99	1978

Sky High
Count On Us

Client: PB World
Project: LON-1427 M2 Jct5
Site: 1
Date: 19/03/2015

Entry : Arm E

	Destination : Arm A								Destination : Arm B								Destination : Arm C								Destination : Arm D								Destination : Arm E								Destination : Arm F								Arm Totals
	CAR	LGV	OGV1	OGV2	PSV	MC	PC	Total	CAR	LGV	OGV1	OGV2	PSV	MC	PC	Total	CAR	LGV	OGV1	OGV2	PSV	MC	PC	Total	CAR	LGV	OGV1	OGV2	PSV	MC	PC	Total	CAR	LGV	OGV1	OGV2	PSV	MC	PC	Total	CAR	LGV	OGV1	OGV2	PSV	MC	PC	Total	
07:00	135	41	12	15	0	0	0	203	2	1	0	0	1	0	0	4	7	4	4	2	0	0	0	17	4	0	0	0	0	0	0	4	0	1	0	0	0	0	0	1	78	34	14	6	0	0	0	132	361
07:15	167	46	10	12	0	1	0	236	3	0	0	0	0	0	0	3	5	0	1	0	0	0	0	6	11	2	0	0	0	0	0	13	1	0	0	0	0	0	0	1	112	40	11	4	0	0	0	167	426
07:30	166	51	9	6	0	0	0	232	4	0	0	0	0	0	0	4	4	2	1	1	0	0	0	8	22	1	0	0	0	0	0	23	2	0	0	0	0	0	0	2	109	29	6	9	0	0	0	153	422
07:45	171	38	19	16	0	0	0	244	5	0	0	0	0	0	0	5	14	0	2	1	0	0	0	17	23	4	1	0	0	0	0	28	2	0	0	1	0	0	0	3	125	29	6	3	0	1	0	164	461
1 Hr	639	176	50	49	0	1	0	915	14	1	0	0	1	0	0	16	30	6	8	4	0	0	0	48	60	7	1	0	0	0	0	68	5	1	0	1	0	0	0	7	424	132	37	22	0	1	0	616	1670
08:00	145	16	15	10	0	1	0	187	3	1	0	0	1	1	0	6	3	2	3	1	0	0	0	9	25	1	1	0	0	0	0	27	1	0	0	0	0	0	0	1	123	30	17	4	0	0	0	174	404
08:15	143	21	9	15	0	0	0	188	6	0	1	0	0	0	0	7	0	4	4	2	0	0	0	10	23	1	0	0	0	0	0	24	2	0	0	1	0	0	0	3	121	30	12	5	0	1	0	169	401
08:30	149	29	11	14	0	0	0	203	6	0	0	0	0	0	0	6	14	4	3	0	0	0	0	21	21	0	1	0	0	0	0	22	2	1	1	1	0	0	0	5	109	35	8	2	1	0	0	155	412
08:45	120	34	9	15	0	1	1	180	3	0	0	0	0	0	0	3	11	3	2	4	0	0	0	20	21	3	1	0	0	0	0	25	3	0	0	0	0	0	0	3	102	43	9	4	0	0	0	158	389
1 Hr	557	100	44	54	0	2	1	758	18	1	1	0	1	1	0	22	28	13	12	7	0	0	0	60	90	5	3	0	0	0	0	98	8	1	1	2	0	0	0	12	455	138	46	15	1	1	0	656	1606
09:00	97	24	13	15	0	0	0	149	3	1	1	0	1	0	0	6	19	0	3	0	0	0	0	22	7	1	0	0	0	0	0	8	1	0	1	0	0	0	0	2	90	27	6	5	1	0	0	129	316
09:15	109	18	7	10	1	0	0	145	2	3	1	0	0	0	0	6	9	4	3	3	0	0	0	19	9	0	0	0	0	1	0	10	4	3	0	0	0	0	0	7	84	28	10	9	1	1	0	133	320
09:30	107	32	9	20	0	0	0	168	0	0	0	0	1	0	0	1	12	2	0	0	0	0	0	14	8	0	1	0	0	0	0	9	1	1	0	0	0	0	0	2	76	22	14	6	0	0	0	118	312
09:45	90	28	15	21	0	0	0	154	2	0	0	0	0	0	0	2	13	6	1	0	0	0	0	20	10	1	0	0	0	0	0	11	2	1	1	1	0	0	0	5	81	22	8	6	0	0	0	117	309
1 Hr	403	102	44	66	1	0	0	616	7	4	2	0	2	0	0	15	53	12	7	3	0	0	0	75	34	2	1	0	0	1	0	38	8	5	2	1	0	0	0	16	331	99	38	26	2	1	0	497	1257
10:00	62	22	10	21	0	0	0	115	5	0	0	0	1	0	0	6	3	4	3	1	0	0	0	11	1	0	0	0	0	0	0	1	8	2	0	0	0	0	0	10	80	14	7	1	0	0	0	102	245
10:15	75	33	12	22	0	0	0	142	5	2	0	0	0	0	0	7	5	3	0	2	0	0	0	10	5	2	0	0	0	0	0	7	2	0	0	1	0	0	0	3	84	15	9	9	1	0	0	118	287
10:30	82	19	13	21	0	1	0	136	3	0	0	0	1	0	0	4	12	1	0	1	0	0	0	14	5	0	0	0	0	0	0	5	4	1	1	1	0	0	0	7	78	13	6	3	0	1	0	101	267
10:45	80	12	11	17	0	1	0	121	3	0	1	0	0	0	0	4	5	2	0	3	0	0	0	10	6	2	0	0	0	0	0	8	1	0	1	1	0	0	0	3	95	12	5	9	0	0	0	121	267
1 Hr	299	86	46	81	0	2	0	514	16	2	1	0	2	0	0	21	25	10	3	7	0	0	0	45	17	4	0	0	0	0	0	21	15	3	2	3	0	0	0	23	337	54	27	22	1	1	0	442	1066
11:00	63	18	11	21	0	0	0	113	4	2	0	0	1	0	0	7	8	3	0	3	0	0	0	14	6	1	0	0	0	0	0	7	1	0	1	1	0	0	0	3	69	17	7	7	0	0	0	100	244
11:15	75	27	16	14	0	0	0	132	4	0	0	0	0	0	0	4	7	3	1	0	0	0	0	11	3	2	0	0	0	0	0	5	9	0	0	0	0	0	0	9	67	15	10	9	0	0	0	101	262
11:30	80	22	14	10	0	0	0	126	7	0	0	0	1	0	0	8	18	2	1	0	0	0	0	21	4	0	1	0	0	0	0	5	2	0	1	0	0	0	0	3	87	23	9	2	0	1	0	122	285
11:45	71	32	16	17	0	0	0	136	2	3	1	0	0	0	0	6	9	3	2	1	0	0	0	15	5	1	1	0	0	0	0	7	1	1	0	0	0	0	0	2	72	19	10	9	2	0	0	112	278
1 Hr	289	99	57	62	0	0	0	507	17	5	1	0	2	0	0	25	42	11	4	4	0	0	0	61	18	4	2	0	0	0	0	24	13	1	2	1	0	0	0	17	295	74	36	27	2	1	0	435	1069
12:00	92	14	6	13	0	0	0	125	4	1	0	0	1	0	0	6	10	3	2	2	0	0	0	17	9	0	0	0	0	0	0	9	1	1	0	0	0	0	0	2	96	21	9	5	0	0	0	131	290
12:15	124	23	13	15	0	0	0	175	5	0	0	0	0	0	0	5	3	4	2	0	0	0	0	9	3	1	0	0	0	0	0	4	1	0	2	0	0	0	0	3	91	12	5	4	0	0	0	112	308
12:30	97	17	8	23	0	0	0	145	3	3	0	0	1	0	0	7	16	5	2	0	0	0	0	23	5	2	0	0	0	0	0	7	3	1	0	0	0	0	0	4	93	11	14	11	0	0	0	129	315
12:45	108	26	13	22	0	1	0	170	2	1	0	0	0	0	0	3	0	1	2	0	0	0	0	3	8	0	0	0	0	0	0	8	4	1	1	1	0	0	0	7	80	15	8	6	0	2	0	111	302
1 Hr	421	80	40	73	0	1	0	615	14	5	0	0	2	0	0	21	29	13	8	2	0	0	0	52	25	3	0	0	0	0	0	28	9	3	3	1	0	0	0	16	360	59	36	26	0	2	0	483	1215
13:00	97	28	13	30	0	0	0	168	1	0	0	0	1	0	0	2	9	3	1	2	0	0	0	15	6	0	0	0	0	0	0	6	0	0	1	1	0	0	0	2	85	22	10	8	0	0	0	125	318
13:15	99	35	11	19	1	0	0	165	7	0	0	0	0	0	0	7	4	3	2	2	0	0	0	11	3	1	0	0	0	0	0	4	3	2	0	0	0	0	0	5	73	23	9	1	1	0	0	107	299
13:30	98	29	14	23	0	1	0	165	6	0	0	0	1	0	0	7	0	4	0	2	0	0	0	6	9	1	0	0	0	0	0	10	4	0	0	1	0	0	0	5	59	19	4	8	0	0	0	90	283
13:45	101	18	15	23	1	0	0	158	3	0	1	0	0	0	0	4	13	0	2	2	0	0	0	17	3	1	0	0	0	0	0	4	8	0	0	0	0	0	0	8	81	19	9	7	0	0	0	116	307
1 Hr	395	110	53	95	2	1	0	656	17	0	1	0	2	0	0	20	26	10	5	8	0	0	0	49	21	3	0	0	0	0	0	24	15	2	1	2	0	0	0	20	298	83	32	24	1	0	0	438	1207
14:00	100	21	10	14	0	0	0	145	6	5	0	0	1	0	0	12	14	7	3	0	0	0	0	24	6	1	0	0	0	0	0	7	4	3	0	0	0	0	0	7	68	20	7	8	0	0	0	103	298
14:15	131	26	15	20	1	0	0	193	5	3	0	0	0	0	0	8	15	2	2	4	0	0	0	23	4	0	0	0	0	0	0	4	8	1	0	1	0	0	0	10	77	21	6	7	0	0	0	111	349
14:30	126	47	23	11	0	1	0	208	3	0	0	0	1	0	0	4	13	3	1	0	0	0	0	17	7	3	0	0	0	0	0	10	3	2	0	0	0	0	0	5	88	28	7	6	0	0	0	129	373
14:45	114	37	20	18	0	0	0	189	11	2	0	0	0	0	0	13	12	1	1	2	0	0	0	16	9	2	0	0	0	0	0	11	5	1	0	1	0	0	0	7	77	25	4	5	0	1	0	112	348
1 Hr	471	131	68	63	1	1	0	735	25	10	0	0	2	0	0	37	54	13	7	6	0	0	0	80	26	6	0	0	0	0	0	32	20	7	0	2	0	0	0	29	310	94	24	26	0	1	0	455	1368
15:00	127	41	8	23	0	0	0	199	1	4	0	0	0	0	0	5	9	2	1	0	0	0	0	12	10	0	0	0	0	0	0	10	1	0	0	2	0	0	0	3	105	36	7	8	1	0	0	157	386
15:15	132	37	15	19	0	0	0	203	8	1	0	0	0	0	0	9	12	10	3	2	0	0	0	27	6	3	0	0	0	0	0	9	3	0	1	0	0	0	0	4	104	30	9	9	0	0	0	152	404
15:30	158	51	11	30	1	0	0	251	10	3	0	0	0	0	0	13	20	7	2	0	0	0	0	29	11	3	0	0	0	1	0	15	4	0	0	2	0	0	0	6	126	27	3	11	0	0	0	167	481
15:45	158	56	12	17	0	0	0	243	3	3	0	0	1	0	0	7	19	3	2	2	0	0	0	26	16	1	1	1	0	0	0	19	1	0	0	0	0	0	0	1	110	39	5	9	0	2	0	165	461
1 Hr	575	185	46	89	1	0	0	896	22	11	0	0	1	0	0	34	60	22	8	4	0	0	0	94	43	7	1	1	0	1	0	53	9	0	1	4	0	0	0	14	445	132	24	37	1	2	0	641	1732
16:00	183	53	13	18	0	0	0	267	8	2	0	0	0	0	0	10	10	4	2	1	0	0	0	17	5	2	1	0	0	0	0	8	3	3	0	1	0	0	0	7	137	29	4	5	0	1	0	176	485
16:15	206	59	12	13	0	0	0	290	5	3	0	0	0	0	0	8	15	6	0	1	0	0	0	22	8	2	1	0	0	0	0	11	9	2	1	1	0	0	0	13	184	36	6	4	0	0	0	230	574
16:30	208	58	6	14	0	3	0	289	16	3	1	0	1	0	0	21	20	9	2	2	0	0	0	33	10	2	0	0	0	0	0	12	13	3	0	1	0	0	0	17	190	39	6	6	0	0	0	241	613
16:45	195	63	12	9	0	0	0	279	11	5	1	0	0	0	0	17	26	5	2	0	0	0	0	33	12	1	1	0	0	0	0	14	10	1	0	0	0	0	0	11	185	33	4	5	0	0	0	227	581
1 Hr	792	233	43	54	0	3	0	1125	40	13	2	0	1	0	0	56	71	24	6	4	0	0	0	105	35	7	3	0	0	0	0	45	35	9	1	3	0	0	0	48	696	137	20	20	0	1	0	874	2253
17:00	217	52	11	10	0	4	0	294	19	4	0	0	1	0	0	24	24	8	1	1	0	0	0	34	8	1	0	0	0	0	0	9	10	2	0	0	0	0	0	12	174	36	1	3	0	1	0	215	588
17:15	246	62	5	12	0	0	0	325	18	4	0	0	1	0	0	23	19	5	1	2	0	3	0	30	12	6	0	0	0	0	0	18	12	3	1	0	0	0	0	16	176	39	5	3	0	2	0	225	637
17:30	255	54	7	8	1	0	0	325	16	5	0	0	0	0	0	21	27	6	2	3	0	0	0	38	8	2	0	0	0	1	0	11	10	2	0	0	0	0	0	12	191	27	4	1	0	0	0	223	630
17:45	269	44	7	8	0	0	0	328	16	2	0	0	0	0	0	18	29	0	3	1	0	3	0	36	12	0	0	0	0	0	0	12	4	2	1	1	0	0	0	8	199	39	3	4	0	0	0	245	647
1 Hr	987	212	30	38	1	4	0	1272	69	15	0	0	2	0	0	86	99	19	7	7	0	6	0	138	40	9	0	0	0	1	0	50	36	9	2	1	0	0	0	48	740	141	13	11	0	3	0	908	2502
18:00	200	36	5	10	0	4	0	255	22	3	0	0	0	0	0	25	21	3	2	0	0	0	0	26	9	0	0	0	0	0	0	9	6	1	1	0	0	0	0	8	174	17	1	4	0	1	0	197	520
18:15	220	32	6	10	0	2	0	270	13	2	0	0	1	0	0	16	14	3	1	1	0	0	0	19	10	0	0	0	0	1	0	11	2	1	0	3	0	0	0	6	183	23	8	2	0	0	0	216	538
18:30	174	21	4	11	0	0	0	210	9	0	0	0	1	0	0	10	9	3	2	0	1	0	0	15	9	0	0	0	0	0	0	9	5	1	0	0	0	0	0	6	152	15	4	4	1	1	0	177	427
18:45	154	24	1	12	1	0	0	192	10	0	0	0	0	0	0	10	10	3	0	0	0	2	0	15	9	0	0	0	0	0	0	9	1	0	0	0	0	0	0	1	144	11	2	1	0	0	0	158	385
1 Hr	748	113	16	43	1	6	0	927	54	5	0	0	2	0	0	61	54	12	5	1	1	2	0	75	37	0	0	0	0	1	0	38	14	3	1	3	0	0	0	21	653	66	15	11	1	2	0	748	1870
Total	6576	1627	537	767	7	21	1	9536	313	72	8	0	20	1	0	414	571	165	80	57	1	8	0	882	446	57	11	1	0	4	0	519	167	44	17	23	0	0	0	251	5344	1209	348	267	9	16	0	7193	18815

Sky High
Count On Us

Client: PB World
Project: LON-1427 M2 Jct5
Site: 1
Date: 19/03/2015

Entry : Arm F

	Destination : Arm A								Destination : Arm B								Destination : Arm C								Destination : Arm D								Destination : Arm E								Destination : Arm F								Arm Totals
	CAR	LGV	OGV1	OGV2	PSV	MC	PC	Total	CAR	LGV	OGV1	OGV2	PSV	MC	PC	Total	CAR	LGV	OGV1	OGV2	PSV	MC	PC	Total	CAR	LGV	OGV1	OGV2	PSV	MC	PC	Total	CAR	LGV	OGV1	OGV2	PSV	MC	PC	Total	CAR	LGV	OGV1	OGV2	PSV	MC	PC	Total	
07:00	147	51	13	20	0	0	0	231	2	0	0	0	0	0	0	2	4	3	0	0	0	0	0	7	2	2	0	0	0	0	0	4	11	15	2	0	1	0	0	29	0	0	0	0	0	0	0	0	273
07:15	208	54	11	19	0	0	0	292	3	0	0	0	0	0	0	3	0	0	0	1	0	0	0	1	3	4	0	0	0	0	0	7	27	6	1	0	0	0	0	34	0	0	0	0	0	0	0	0	337
07:30	227	50	17	34	0	0	0	328	4	0	0	0	0	0	0	4	4	0	0	0	0	0	0	4	11	1	0	0	0	0	0	12	16	8	2	0	0	0	0	26	0	0	0	0	0	0	0	0	374
07:45	218	63	13	21	0	2	0	317	3	0	0	0	0	0	0	3	11	2	1	0	0	0	0	14	13	1	0	0	0	0	0	14	12	5	0	1	0	0	0	18	0	0	0	0	0	0	0	0	366
1 Hr	800	218	54	94	0	2	0	1168	12	0	0	0	0	0	0	12	19	5	1	1	0	0	0	26	29	8	0	0	0	0	0	37	66	34	5	1	1	0	0	107	0	0	0	0	0	0	0	0	1350
08:00	206	38	13	26	0	0	0	283	8	2	0	0	0	0	0	10	7	1	0	0	0	0	0	8	15	3	1	0	0	0	0	19	15	6	3	1	0	0	0	25	0	0	0	0	0	0	0	0	345
08:15	200	43	15	23	0	0	0	281	6	0	0	0	0	0	0	6	10	0	0	0	0	0	0	10	18	2	0	0	0	1	0	21	7	1	0	1	1	0	0	10	0	0	0	0	0	0	0	0	328
08:30	189	24	14	22	0	0	0	249	5	0	0	0	0	0	0	5	0	0	0	0	0	0	0	0	23	2	0	0	0	0	0	25	10	2	0	0	0	0	0	12	0	0	0	0	0	0	0	0	291
08:45	167	36	13	13	0	0	0	229	7	1	0	0	0	0	0	8	4	0	0	0	0	0	0	4	14	4	0	0	0	0	0	18	16	6	4	2	0	0	0	28	0	0	0	0	0	0	0	0	287
1 Hr	762	141	55	84	0	0	0	1042	26	3	0	0	0	0	0	29	21	1	0	0	0	0	0	22	70	11	1	0	0	1	0	83	48	15	7	4	1	0	0	75	0	0	0	0	0	0	0	0	1251
09:00	140	37	12	19	0	1	0	209	5	0	0	0	0	0	0	5	0	0	1	2	0	0	0	3	9	1	3	0	0	0	0	13	16	1	0	1	0	0	0	18	0	0	0	0	0	0	0	0	248
09:15	117	26	16	15	0	1	0	175	6	1	0	0	0	0	0	7	2	0	0	0	0	0	0	2	7	2	0	0	0	0	0	9	17	5	3	0	0	0	0	25	0	0	0	0	0	0	0	0	218
09:30	96	22	10	23	0	1	0	152	0	0	0	0	0	0	0	0	0	0	0	0	0	0	0	0	4	1	1	0	0	0	0	6	9	3	0	1	0	0	0	13	0	0	0	0	0	0	0	0	171
09:45	90	24	16	18	1	0	0	149	3	1	0	0	0	0	0	4	0	0	0	0	0	0	0	0	7	2	0	0	0	0	0	9	8	1	0	0	0	0	0	9	0	0	0	0	0	0	0	0	171
1 Hr	443	109	54	75	1	3	0	685	14	2	0	0	0	0	0	16	2	0	1	2	0	0	0	5	27	6	4	0	0	0	0	37	50	10	3	2	0	0	0	65	0	0	0	0	0	0	0	0	808
10:00	98	34	18	22	0	0	0	172	2	2	0	0	0	0	0	4	3	0	0	0	0	0	0	3	1	0	0	0	0	0	0	1	13	2	0	1	0	0	0	16	0	0	0	0	0	0	0	0	196
10:15	88	29	13	25	1	0	0	156	5	1	0	0	0	0	0	6	3	0	0	0	0	0	0	3	4	1	0	0	0	0	0	5	8	5	3	0	0	0	0	16	0	0	0	0	0	0	0	0	186
10:30	81	20	13	25	0	0	0	139	3	1	0	0	0	0	0	4	0	0	0	1	0	0	0	1	1	0	1	0	0	0	0	2	12	2	2	1	0	0	0	17	0	0	0	0	0	0	0	0	163
10:45	81	29	12	29	0	0	0	151	4	0	1	0	0	0	0	5	2	1	0	0	0	0	0	3	2	0	1	0	0	0	0	3	14	0	1	0	0	0	0	15	0	0	0	0	0	0	0	0	177
1 Hr	348	112	56	101	1	0	0	618	14	4	1	0	0	0	0	19	8	1	0	1	0	0	0	10	8	1	2	0	0	0	0	11	47	9	6	2	0	0	0	64	0	0	0	0	0	0	0	0	722
11:00	103	27	7	28	0	0	0	165	2	0	0	0	0	0	0	2	0	0	0	0	0	0	0	0	7	0	0	0	0	0	0	7	14	9	2	2	0	0	0	27	0	0	0	0	0	0	0	0	201
11:15	114	35	17	23	0	0	0	189	1	2	0	0	0	0	0	3	2	0	0	0	0	0	0	2	5	2	0	0	0	0	0	7	14	2	2	0	0	0	0	18	0	0	0	0	0	0	0	0	219
11:30	112	24	11	23	0	0	0	170	0	0	0	0	0	0	0	0	0	0	1	0	0	0	0	1	3	1	0	0	0	0	0	4	8	2	1	0	0	0	0	11	0	0	0	0	0	0	0	0	186
11:45	101	26	14	22	0	0	0	163	2	1	0	0	0	0	0	3	3	0	0	0	0	0	0	3	2	2	0	0	0	0	0	4	11	0	2	3	0	0	0	16	0	0	0	0	0	0	0	0	189
1 Hr	430	112	49	96	0	0	0	687	5	3	0	0	0	0	0	8	5	0	1	0	0	0	0	6	17	5	0	0	0	0	0	22	47	13	7	5	0	0	0	72	0	0	0	0	0	0	0	0	795
12:00	90	21	12	19	1	0	0	143	3	0	0	0	0	0	0	3	0	0	0	0	0	0	0	0	10	0	0	0	0	0	0	10	8	1	2	1	0	0	0	12	0	0	0	0	0	0	0	0	168
12:15	117	25	8	17	0	1	0	168	1	1	1	0	0	0	0	3	2	0	0	0	0	0	0	2	7	1	0	0	0	0	0	8	11	4	1	2	0	0	0	18	0	0	0	0	0	0	0	0	199
12:30	113	18	15	21	0	0	0	167	3	1	1	0	0	0	0	5	0	0	0	0	0	0	0	0	4	1	0	0	0	0	0	5	14	0	1	0	0	0	0	15	0	0	0	0	0	0	0	0	192
12:45	137	21	17	21	0	0	0	196	2	0	0	0	0	0	0	2	0	0	0	0	0	0	0	0	8	1	0	0	0	0	0	9	11	6	1	2	0	0	0	20	0	0	0	0	0	0	0	0	227
1 Hr	457	85	52	78	1	1	0	674	9	2	2	0	0	0	0	13	2	0	0	0	0	0	0	2	29	3	0	0	0	0	0	32	44	11	5	5	0	0	0	65	0	0	0	0	0	0	0	0	786
13:00	117	22	13	23	0	0	0	175	2	0	0	0	0	0	0	2	0	0	0	2	0	0	0	2	7	2	0	0	0	0	0	9	14	1	1	0	0	0	0	16	0	0	0	0	0	0	0	0	204
13:15	139	39	9	26	0	0	0	213	5	1	0	0	0	0	0	6	0	1	0	0	0	0	0	1	4	2	0	0	0	0	0	6	17	3	1	0	0	0	0	21	0	0	0	0	0	0	0	0	247
13:30	121	35	10	21	0	0	0	187	3	1	0	0	1	0	0	5	0	0	0	0	0	0	0	0	1	1	0	0	0	0	0	2	17	3	4	0	0	0	0	24	0	0	0	0	0	0	0	0	218
13:45	119	26	11	19	0	0	0	175	5	1	0	0	0	0	0	6	3	1	0	1	0	0	0	5	7	0	1	0	0	0	0	8	9	4	0	0	0	0	0	13	0	0	0	0	0	0	0	0	207
1 Hr	496	122	43	89	0	0	0	750	15	3	0	0	1	0	0	19	3	2	0	3	0	0	0	8	19	5	1	0	0	0	0	25	57	11	6	0	0	0	0	74	0	0	0	0	0	0	0	0	876
14:00	122	30	12	17	0	0	0	181	2	0	0	0	0	0	0	2	1	0	0	1	0	0	0	2	3	0	0	0	0	0	0	3	17	3	2	0	0	0	0	22	0	0	0	0	0	0	0	0	210
14:15	150	31	13	23	0	0	0	217	2	2	0	0	0	0	0	4	0	0	0	0	0	0	0	0	6	1	0	1	0	0	0	8	4	0	0	2	0	0	0	6	0	0	0	0	0	0	0	0	235
14:30	151	45	13	26	0	1	0	236	4	1	0	0	0	0	0	5	0	1	0	0	0	0	0	1	11	1	0	0	0	0	0	12	12	3	2	1	0	0	0	18	0	0	0	0	0	0	0	0	272
14:45	170	49	11	35	0	0	0	265	7	0	0	0	0	0	0	7	0	0	0	0	0	0	0	0	7	1	0	0	0	0	0	8	14	4	1	0	0	0	0	19	0	0	0	0	0	0	0	0	299
1 Hr	593	155	49	101	0	1	0	899	15	3	0	0	0	0	0	18	1	1	0	1	0	0	0	3	27	3	0	1	0	0	0	31	47	10	5	3	0	0	0	65	0	0	0	0	0	0	0	0	1016
15:00	150	42	16	32	0	1	0	241	13	1	0	0	0	0	0	14	2	0	0	2	0	0	0	4	8	1	1	0	0	0	0	10	8	4	0	2	0	0	0	14	0	0	0	0	0	0	0	0	283
15:15	183	50	13	30	0	0	0	276	3	1	0	0	0	0	0	4	0	0	1	0	0	0	0	1	8	0	0	0	0	0	0	8	8	4	2	2	0	0	0	16	0	0	0	0	0	0	0	0	305
15:30	196	48	15	32	0	0	0	291	5	0	0	0	0	0	0	5	0	0	0	0	0	0	0	0	10	0	0	0	0	0	0	10	20	2	0	2	0	0	0	24	0	0	0	0	0	0	0	0	330
15:45	200	51	5	35	0	1	0	292	11	1	0	0	0	0	0	12	0	0	0	0	0	0	0	0	12	0	0	0	0	0	0	12	7	2	2	0	0	0	0	11	0	0	0	0	0	0	0	0	327
1 Hr	729	191	49	129	0	2	0	1100	32	3	0	0	0	0	0	35	2	0	1	2	0	0	0	5	38	1	1	0	0	0	0	40	43	12	4	6	0	0	0	65	0	0	0	0	0	0	0	0	1245
16:00	170	71	14	22	0	0	0	277	6	2	0	0	0	0	0	8	4	0	0	0	0	0	0	4	19	3	0	0	0	0	0	22	10	0	1	0	0	0	0	11	0	0	0	0	0	0	0	0	322
16:15	212	64	12	26	1	1	0	316	5	0	0	0	0	0	0	5	4	0	0	0	0	0	0	4	11	3	0	0	0	0	0	14	11	3	2	0	0	0	0	16	0	0	0	0	0	0	0	0	355
16:30	264	67	10	17	0	2	0	360	8	2	0	0	0	0	0	10	0	0	0	0	0	0	0	0	12	2	0	0	0	0	0	14	14	6	0	0	0	0	0	20	0	0	0	0	0	0	0	0	404
16:45	245	61	10	17	1	3	0	337	6	2	0	0	0	0	0	8	0	0	0	0	0	0	0	0	16	2	0	0	0	0	0	18	9	4	2	0	0	0	0	15	0	0	0	0	0	0	0	0	378
1 Hr	891	263	46	82	2	6	0	1290	25	6	0	0	0	0	0	31	8	0	0	0	0	0	0	8	58	10	0	0	0	0	0	68	44	13	5	0	0	0	0	62	0	0	0	0	0	0	0	0	1459
17:00	280	64	9	14	0	0	0	367	12	4	2	0	0	0	0	18	0	0	0	0	0	0	0	0	16	1	0	0	0	0	0	17	16	7	0	0	0	0	0	23	0	0	0	0	0	0	0	0	425
17:15	311	60	9	8	0	0	0	388	10	0	0	0	0	0	0	10	0	0	0	0	0	0	0	0	14	3	1	0	0	0	0	18	29	3	1	0	0	0	0	33	0	0	0	0	0	0	0	0	449
17:30	308	64	9	11	0	3	0	395	8	6	0	0	0	0	0	14	0	0	0	0	0	0	0	0	17	1	0	0	0	0	0	18	23	7	1	0	0	0	0	31	0	0	0	0	0	0	0	0	458
17:45	269	52	5	11	1	1	0	339	9	1	0	0	0	0	0	10	0	0	0	0	0	0	0	0	19	1	0	0	0	0	0	20	17	4	3	0	0	0	0	24	0	0	0	0	0	0	0	0	393
1 Hr	1168	240	32	44	1	4	0	1489	39	11	2	0	0	0	0	52	0	0	0	0	0	0	0	0	66	6	1	0	0	0	0	73	85	21	5	0	0	0	0	111	0	0	0	0	0	0	0	0	1725
18:00	241	42	7	15	2	2	0	309	9	1	0	0	0	0	0	10	0	0	0	0	0	0	0	0	15	2	0	0	0	0	0	17	16	8	0	3	0	0	0	27	0	0	0	0	0	0	0	0	363
18:15	244	40	5	8	1	1	0	299	8	0	0	0	0	0	0	8	0	0	0	0	0	0	0	0	7	0	0	0	0	0	0	7	21	6	0	0	0	0	0	27	0	0	0	0	0	0	0	0	341
18:30	204	27	4	11	2	5	0	253	5	1	1	0	0	0	0	7	0	0	0	0	0	0	0	0	6	0	0	0	0	0	0	6	22	6	2	1	0	0	0	31	0	0	0	0	0	0	0	0	297
18:45	198	28	3	9	2	4	0	244	5	1	0	0	0	0	0	6	0	0	0	0	0	0	0	0	4	0	0	0	0	0	0	4	16	2	0	0	0	0	0	18	0	0	0	0	0	0	0	0	272
1 Hr	887	137	19	43	7	12	0	1105	27	3	1	0	0	0	0	31	0	0	0	0	0	0	0	0	32	2	0	0	0	0	0	34	75	22	2	4	0	0	0	103	0	0	0	0	0	0	0	0	1273
Total	8004	1885	558	1016	13	31	0	11507	233	43	6	0	1	0	0	283	71	10	4	10	0	0	0	95	420	61	10	1	0	1	0	493	653	181	60	32	2	0	0	928	0	0	0	0	0	0	0	0	13306

Sky High
Count On Us

Client: PB World
Project: LON-1427 M2 Jct5
Site: 1
Date: 19/03/2015

ORIGIN SUMMARY

	Origin : Arm A								Origin : Arm B								Origin : Arm C								Origin : Arm D								Origin : Arm E								Origin : Arm F								Origin Totals
	CAR	LGV	OGV1	OGV2	PSV	MC	PC	Total	CAR	LGV	OGV1	OGV2	PSV	MC	PC	Total	CAR	LGV	OGV1	OGV2	PSV	MC	PC	Total	CAR	LGV	OGV1	OGV2	PSV	MC	PC	Total	CAR	LGV	OGV1	OGV2	PSV	MC	PC	Total	CAR	LGV	OGV1	OGV2	PSV	MC	PC	Total	
07:00	334	92	26	39	0	5	0	496	68	22	1	0	2	0	0	93	202	54	3	5	0	0	0	264	69	12	0	0	0	1	0	82	226	81	30	23	1	0	0	361	166	71	15	20	1	0	0	273	1569
07:15	376	97	14	35	2	6	0	530	74	20	0	2	0	0	0	96	223	59	8	8	0	3	0	301	68	17	1	0	0	0	0	86	299	88	22	16	0	1	0	426	241	64	12	20	0	0	0	337	1776
07:30	358	105	22	28	2	2	0	517	76	19	2	0	0	1	0	98	259	36	6	10	0	2	0	313	88	12	2	0	0	1	0	103	307	83	16	16	0	0	0	422	262	59	19	34	0	0	0	374	1827
07:45	368	75	22	26	1	8	0	500	41	8	2	0	0	0	0	51	255	51	8	5	1	0	0	320	88	8	1	0	0	0	0	97	340	71	28	21	0	1	0	461	257	71	14	22	0	2	0	366	1795
1 Hr	1436	369	84	128	5	21	0	2043	259	69	5	2	2	1	0	338	939	200	25	28	1	5	0	1198	313	49	4	0	0	2	0	368	1172	323	96	76	1	2	0	1670	926	265	60	96	1	2	0	1350	6967
08:00	379	68	37	43	2	5	0	534	54	10	2	0	1	0	0	67	189	35	9	13	0	0	0	246	102	12	0	0	0	0	0	114	300	50	36	15	1	2	0	404	251	50	17	27	0	0	0	345	1710
08:15	332	81	24	43	0	3	0	483	42	7	2	0	0	0	0	51	231	29	5	7	0	0	0	272	90	11	0	0	0	0	0	101	295	56	26	23	0	1	0	401	241	46	15	24	1	1	0	328	1636
08:30	311	74	28	51	0	5	0	469	26	3	0	1	0	0	0	30	203	28	6	7	0	0	0	244	64	12	2	0	0	0	0	78	301	69	24	17	1	0	0	412	227	28	14	22	0	0	0	291	1524
08:45	331	76	25	46	0	1	0	479	26	5	2	0	0	1	0	34	181	27	10	7	2	0	0	227	62	7	1	1	0	0	0	71	260	83	21	23	0	1	1	389	208	47	17	15	0	0	0	287	1487
1 Hr	1353	299	114	183	2	14	0	1965	148	25	6	1	1	1	0	182	804	119	30	34	2	0	0	989	318	42	3	1	0	0	0	364	1156	258	107	78	2	4	1	1606	927	171	63	88	1	1	0	1251	6357
09:00	299	73	34	35	1	1	0	443	52	3	1	0	1	0	0	57	164	41	13	5	0	1	0	224	59	4	1	0	0	0	0	64	217	53	24	20	2	0	0	316	170	39	16	22	0	1	0	248	1352
09:15	257	84	26	44	0	2	0	413	20	6	1	0	0	0	0	27	176	24	7	11	1	0	0	219	41	0	2	0	0	0	0	43	217	56	21	22	2	2	0	320	149	34	19	15	0	1	0	218	1240
09:30	268	48	22	43	1	1	0	383	19	4	0	0	1	0	0	24	126	29	17	12	0	0	0	184	20	5	0	0	0	0	0	25	204	57	24	26	1	0	0	312	109	26	11	24	0	1	0	171	1099
09:45	221	63	23	37	0	0	0	344	15	3	1	0	0	0	0	19	120	33	12	12	0	0	0	177	21	3	0	0	0	0	0	24	198	58	25	28	0	0	0	309	108	28	16	18	1	0	0	171	1044
1 Hr	1045	268	105	159	2	4	0	1583	106	16	3	0	2	0	0	127	586	127	49	40	1	1	0	804	141	12	3	0	0	0	0	156	836	224	94	96	5	2	0	1257	536	127	62	79	1	3	0	808	4735
10:00	248	63	27	46	0	0	0	384	10	0	1	0	1	0	1	13	104	22	14	10	0	0	0	150	22	6	2	0	0	0	0	30	159	42	20	23	1	0	0	245	117	38	18	23	0	0	0	196	1018
10:15	237	49	31	41	0	2	0	360	6	1	0	0	1	0	1	9	127	31	12	8	0	0	0	178	31	2	1	0	0	0	0	34	176	55	21	34	1	0	0	287	108	36	16	25	1	0	0	186	1054
10:30	260	56	39	41	0	0	0	396	12	2	0	0	1	0	0	15	102	20	13	4	0	0	0	139	12	4	0	0	0	0	0	16	184	34	20	26	1	2	0	267	97	23	16	27	0	0	0	163	996
10:45	245	59	33	40	0	0	0	377	16	2	1	0	0	0	0	19	102	30	13	9	0	0	0	154	19	4	1	0	0	0	0	24	190	28	18	30	0	1	0	267	103	30	15	29	0	0	0	177	1018
1 Hr	990	227	130	168	0	2	0	1517	44	5	2	0	3	0	2	56	435	103	52	31	0	0	0	621	84	16	4	0	0	0	0	104	709	159	79	113	3	3	0	1066	425	127	65	104	1	0	0	722	4086
11:00	214	74	25	38	2	0	0	353	9	1	0	0	1	0	0	11	89	30	12	9	0	0	0	140	29	3	1	0	0	0	0	33	151	41	19	32	1	0	0	244	126	36	9	30	0	0	0	201	982
11:15	235	54	33	32	0	0	0	354	13	2	1	0	0	0	0	16	90	21	10	7	0	0	0	128	18	4	1	0	0	0	0	23	165	47	27	23	0	0	0	262	136	41	19	23	0	0	0	219	1002
11:30	204	68	28	38	0	0	0	338	14	2	1	0	1	0	0	18	96	42	16	13	0	0	0	167	22	1	0	0	0	1	0	24	198	47	26	12	1	1	0	285	123	27	13	23	0	0	0	186	1018
11:45	226	65	37	46	1	0	0	375	14	5	0	0	0	0	0	19	104	35	12	8	1	1	0	161	22	3	1	0	0	0	0	26	160	59	30	27	2	0	0	278	119	29	16	25	0	0	0	189	1048
1 Hr	879	261	123	154	3	0	0	1420	50	10	2	0	2	0	0	64	379	128	50	37	1	1	0	596	91	11	3	0	0	1	0	106	674	194	102	94	4	1	0	1069	504	133	57	101	0	0	0	795	4050
12:00	232	78	35	41	0	0	0	386	16	3	1	0	1	0	0	21	98	20	11	4	0	0	0	133	14	2	3	0	0	0	0	19	212	40	17	20	1	0	0	290	111	22	14	20	1	0	0	168	1017
12:15	232	52	27	34	0	1	0	346	7	2	2	0	0	0	0	11	109	24	19	11	0	0	0	163	23	7	0	0	0	0	0	30	227	40	22	19	0	0	0	308	138	31	10	19	0	1	0	199	1057
12:30	229	36	21	34	0	0	0	320	18	3	2	0	1	0	0	24	120	24	10	7	0	0	0	161	20	2	0	0	0	0	0	22	217	39	24	34	1	0	0	315	134	20	17	21	0	0	0	192	1034
12:45	281	55	20	41	0	1	0	398	12	0	2	0	0	0	0	14	115	25	18	13	0	1	0	172	28	0	1	0	0	0	0	29	202	44	24	29	0	3	0	302	158	28	18	23	0	0	0	227	1142
1 Hr	974	221	103	150	0	2	0	1450	53	8	7	0	2	0	0	70	442	93	58	35	0	1	0	629	85	11	4	0	0	0	0	100	858	163	87	102	2	3	0	1215	541	101	59	83	1	1	0	786	4250
13:00	226	61	31	36	0	1	0	355	10	6	1	0	1	0	0	18	102	27	13	7	0	0	0	149	18	6	2	0	0	0	0	26	198	53	25	41	1	0	0	318	140	25	14	25	0	0	0	204	1070
13:15	276	51	29	29	0	0	0	385	14	2	1	0	1	0	0	18	108	31	8	10	0	0	0	157	13	6	1	0	0	0	0	20	189	64	22	22	2	0	0	299	165	46	10	26	0	0	0	247	1126
13:30	226	42	31	52	0	1	0	352	16	7	1	0	0	0	0	24	108	25	20	10	0	2	0	165	25	2	0	0	0	0	0	27	176	53	18	34	1	1	0	283	142	40	14	21	1	0	0	218	1069
13:45	215	47	22	41	0	0	0	325	11	3	2	0	0	0	0	16	91	21	15	13	2	0	0	142	18	2	1	0	0	0	0	21	209	38	27	32	1	0	0	307	143	32	12	20	0	0	0	207	1018
1 Hr	943	201	113	158	0	2	0	1417	51	18	5	0	2	0	0	76	409	104	56	40	2	2	0	613	74	16	4	0	0	0	0	94	772	208	92	129	5	1	0	1207	590	143	50	92	1	0	0	876	4283
14:00	222	55	23	38	0	0	0	338	19	1	0	0	0	0	0	20	102	26	11	17	0	0	0	156	15	6	0	1	0	0	0	22	198	57	20	22	1	0	0	298	145	33	14	18	0	0	0	210	1044
14:15	258	40	34	43	0	0	0	375	11	4	1	0	0	0	0	16	112	29	9	6	1	0	0	157	26	4	0	0	0	0	0	30	240	53	23	32	1	0	0	349	162	34	13	26	0	0	0	235	1162
14:30	254	68	27	46	0	0	0	395	17	5	1	0	0	0	0	23	114	25	10	10	0	0	0	159	16	2	0	0	0	0	0	18	240	83	31	17	1	1	0	373	178	51	15	27	0	1	0	272	1240
14:45	247	59	20	36	0	0	0	362	8	3	0	0	1	0	0	12	115	24	12	15	0	1	0	167	20	5	1	0	0	0	0	26	228	68	25	26	0	1	0	348	198	54	12	35	0	0	0	299	1214
1 Hr	981	222	104	163	0	0	0	1470	55	13	2	0	1	0	0	71	443	104	42	48	1	1	0	639	77	17	1	1	0	0	0	96	906	261	99	97	3	2	0	1368	683	172	54	106	0	1	0	1016	4660
15:00	235	62	25	42	0	1	0	365	19	2	0	0	0	0	0	21	125	39	18	11	0	0	0	193	20	4	1	0	0	0	0	25	253	83	16	33	1	0	0	386	181	48	17	36	0	1	0	283	1273
15:15	284	78	21	42	1	1	0	427	21	2	1	0	0	0	0	24	126	33	18	11	0	0	0	188	21	2	1	0	0	0	0	24	265	81	28	30	0	0	0	404	202	55	16	32	0	0	0	305	1372
15:30	278	73	21	32	0	1	0	405	11	0	2	0	1	1	0	15	138	35	18	14	0	0	0	205	20	2	0	0	0	0	0	22	329	91	16	43	1	1	0	481	231	50	15	34	0	0	0	330	1458
15:45	327	72	27	38	0	2	0	466	22	4	0	0	0	0	1	27	136	33	8	9	0	2	0	188	27	2	0	0	0	0	0	29	307	102	20	29	1	2	0	461	230	54	7	35	0	1	0	327	1498
1 Hr	1124	285	94	154	1	5	0	1663	73	8	3	0	1	1	1	87	525	140	62	45	0	2	0	774	88	10	2	0	0	0	0	100	1154	357	80	135	3	3	0	1732	844	207	55	137	0	2	0	1245	5601
16:00	337	83	19	46	0	0	0	485	7	6	0	0	0	0	0	13	128	28	15	5	0	0	0	176	33	7	2	0	0	1	0	43	346	93	20	25	0	1	0	485	209	76	15	22	0	0	0	322	1524
16:15	380	81	13	38	1	3	0	516	27	5	0	0	1	0	0	33	148	46	8	5	1	0	0	208	37	10	1	0	0	0	0	48	427	108	20	19	0	0	0	574	243	70	14	26	1	1	0	355	1734
16:30	347	70	14	32	0	4	0	467	36	5	1	0	0	0	0	42	160	48	9	3	0	2	0	222	31	7	1	0	0	0	0	39	457	114	15	23	1	3	0	613	298	77	10	17	0	2	0	404	1787
16:45	397	78	10	29	0	0	0	514	35	6	1	0	0	1	0	43	132	45	8	5	0	1	0	191	38	5	0	0	0	0	0	43	439	108	20	14	0	0	0	581	276	69	12	17	1	3	0	378	1750
1 Hr	1461	312	56	145	1	7	0	1982	105	22	2	0	1	1	0	131	568	167	40	18	1	3	0	797	139	29	4	0	0	1	0	173	1669	423	75	81	1	4	0	2253	1026	292	51	82	2	6	0	1459	6795
17:00	421	69	10	31	1	0	0	532	22	8	1	0	0	0	0	31	155	37	15	9	0	1	0	217	64	4	0	0	0	0	0	68	452	103	13	14	1	5	0	588	324	76	11	14	0	0	0	425	1861
17:15	310	75	11	29	0	2	0	427	40	3	0	1	1	0	0	45	190	34	4	3	0	0	0	231	63	3	0	0	0	0	0	66	483	119	12	17	1	5	0	637	364	66	11	8	0	0	0	449	1855
17:30	369	45	10	30	0	0	0	454	31	6	0	0	0	0	0	37	173	26	7	5	0	0	0	211	48	4	0	0	0	0	0	52	507	96	13	12	1	1	0	630	356	78	10	11	0	3	0	458	1842
17:45	380	45	10	18	0	1	0	454	21	4	1	0	1	0	0	27	153	12	2	3	0	0	0	170	38	4	0	0	0	0	0	42	529	87	14	14	0	3	0	647	314	58	8	11	1	1	0	393	1733
1 Hr	1480	234	41	108	1	3	0	1867	114	21	2	1	2	0	0	140	671	109	28	20	0	1	0	829	213	15	0	0	0	0	0	228	1971	405	52	57	3	14	0	2502	1358	278	40	44	1	4	0	1725	7291
18:00	348	43	7	21	0	0	0	419	21	1	0	0	0	0	0	22	152	10	1	6	0	0	0	169	21	1	0	0	0	0	0	22	432	60	9	14	0	5	0	520	281	53	7	18	2	2	0	363	1515
18:15	307	34	8	23	2	0	0	374	13	4	1	0	0	0	0	18	117	10	2	1	0	1	0	131	28	2	0	0	0	0	0	30	442	61	15	16	1	3	0	538	280	46	5	8	1	1	0	341	1432
18:30	277	24	6	25	0	1	0	333	11	0	0	0	0	0	0	11	99	7	3	4	0	0	0	113	17	1	0	0	0	0	0	18	358	40	10	15	3	1	0	427	237	34	7	12	2	5	0	297	1199
18:45	205	18	7	13	0	0	0	243	15	1	0	1	0	1	0	18	86	4	0	0	0	1	0	91	19	0	0	0	0	0	0	19	328	38	3	13	1	2	0	385	223	31	3	9	2	4	0	272	1028
1 Hr	1137	119	28	82	2	1	0	1369	60	6	1	1	0	1	0	69	454	31	6	11	0	2	0	504	85	4	0	0	0	0	0	89	1560	199	37	58	5	11	0	1870	1021	164	22	47	7	12	0	1273	5174
Total	13803	3018	1095	1752	17	61	0	19746	1118	221	40	5	19	5	3	1411	6655	1425	498	387	9	19	0	8993	1708	232	32	2	0	4	0	1978	13437	3174	1000	1116	37	50	1	18815	9381	2180	638	1059	16	32	0	13306	64249

Sky High
Count On Us

Client: PB World
Project: LON-1427 M2 Jct5
Site: 1
Date: 19/03/2015

DESTINATION SUMMARY

	Destination : Arm A								Destination : Arm B								Destination : Arm C								Destination : Arm D								Destination : Arm E								Destination : Arm F								Dest Totals
	CAR	LGV	OGV1	OGV2	PSV	MC	PC	Total	CAR	LGV	OGV1	OGV2	PSV	MC	PC	Total	CAR	LGV	OGV1	OGV2	PSV	MC	PC	Total	CAR	LGV	OGV1	OGV2	PSV	MC	PC	Total	CAR	LGV	OGV1	OGV2	PSV	MC	PC	Total	CAR	LGV	OGV1	OGV2	PSV	MC	PC	Total	
07:00	316	104	25	36	0	0	0	481	6	1	0	0	1	0	0	8	211	61	12	26	1	2	0	313	7	2	0	0	0	0	0	9	429	120	22	13	2	4	0	590	96	44	16	12	0	0	0	168	1569
07:15	436	109	21	34	0	1	0	601	9	0	0	0	0	0	0	9	220	63	5	20	2	5	0	315	14	7	0	0	0	0	0	21	452	119	19	17	0	4	0	611	150	47	12	10	0	0	0	219	1776
07:30	451	109	29	42	0	0	0	631	10	0	0	0	0	0	0	10	251	65	12	16	2	2	0	348	38	2	0	0	0	0	0	40	448	93	16	18	0	4	0	579	152	45	10	12	0	0	0	219	1827
07:45	451	116	34	39	1	2	0	643	10	0	0	0	0	0	0	10	238	54	11	17	1	6	0	327	41	6	1	0	0	0	0	48	440	64	20	12	0	2	0	538	169	44	9	6	0	1	0	229	1795
1 Hr	1654	438	109	151	1	3	0	2356	35	1	0	0	1	0	0	37	920	243	40	79	6	15	0	1303	100	17	1	0	0	0	0	118	1769	396	77	60	2	14	0	2318	567	180	47	40	0	1	0	835	6967
08:00	379	67	30	46	0	1	0	523	13	3	0	0	1	1	0	18	269	38	20	26	0	2	0	355	50	5	2	0	0	0	0	57	382	69	29	13	3	3	0	499	182	43	20	13	0	0	0	258	1710
08:15	386	70	27	39	0	0	0	522	13	0	1	0	0	0	0	14	229	47	13	28	0	3	0	320	53	4	0	0	0	1	0	58	400	63	14	16	1	0	0	494	150	46	17	14	0	1	0	228	1636
08:30	393	67	26	40	0	0	0	526	12	1	0	0	0	0	0	13	210	42	12	24	0	2	0	290	53	3	1	0	0	0	0	57	323	57	23	26	0	3	0	432	141	44	12	8	1	0	0	206	1524
08:45	332	81	25	32	0	1	1	472	13	2	0	0	0	0	0	15	208	35	14	28	0	1	0	286	43	8	1	0	0	0	0	52	343	65	24	19	2	1	0	454	129	54	12	13	0	0	0	208	1487
1 Hr	1490	285	108	157	0	2	1	2043	51	6	1	0	1	1	0	60	916	162	59	106	0	8	0	1251	199	20	4	0	0	1	0	224	1448	254	90	74	6	7	0	1879	602	187	61	48	1	1	0	900	6357
09:00	282	71	31	37	1	1	0	423	9	1	1	0	1	0	0	12	201	35	21	19	0	1	0	277	22	2	3	0	0	0	0	27	327	64	24	17	1	1	0	434	120	40	9	9	1	0	0	179	1352
09:15	255	47	27	29	1	1	0	360	8	4	1	0	0	0	0	13	160	44	11	24	0	0	0	239	20	3	1	0	0	1	0	25	313	70	24	23	1	0	0	431	104	36	12	16	1	3	0	172	1240
09:30	226	61	24	48	0	1	0	360	0	1	0	0	1	0	0	2	150	33	5	28	1	0	0	217	16	3	2	0	0	0	0	21	252	43	26	19	1	1	0	342	102	28	17	10	0	0	0	157	1099
09:45	200	63	36	44	1	0	0	344	6	1	0	0	0	0	0	7	138	36	10	21	0	0	0	205	23	3	0	0	0	0	0	26	219	53	18	18	0	0	0	308	97	32	13	12	0	0	0	154	1044
1 Hr	963	242	118	158	3	3	0	1487	23	7	2	0	2	0	0	34	649	148	47	92	1	1	0	938	81	11	6	0	0	1	0	99	1111	230	92	77	3	2	0	1515	423	136	51	47	2	3	0	662	4735
10:00	180	63	36	47	0	0	0	326	7	2	0	0	1	0	0	10	160	35	15	33	0	0	0	243	3	3	0	0	0	0	0	6	207	52	19	16	1	0	1	296	103	16	12	6	0	0	0	137	1018
10:15	177	69	26	51	1	0	0	324	10	3	0	0	0	0	0	13	147	29	13	25	1	1	0	216	11	3	0	0	0	0	1	15	232	50	30	19	0	0	0	331	108	20	12	13	1	1	0	155	1054
10:30	180	45	31	47	0	1	0	304	6	1	0	0	1	0	0	8	143	25	19	18	0	0	0	205	7	0	1	0	0	0	0	8	230	46	27	26	1	0	0	330	101	22	10	7	0	1	0	141	996
10:45	178	50	28	48	0	1	0	305	7	0	2	0	0	0	0	9	159	35	16	22	0	0	0	232	15	2	1	0	0	0	0	18	204	49	24	25	0	0	0	302	112	17	10	13	0	0	0	152	1018
1 Hr	715	227	121	193	1	2	0	1259	30	6	2	0	2	0	0	40	609	124	63	98	1	1	0	896	36	8	2	0	0	0	1	47	873	197	100	86	2	0	1	1259	424	75	44	39	1	2	0	585	4086
11:00	183	53	23	54	0	0	0	313	6	2	0	0	1	0	0	9	124	41	11	26	1	0	0	203	14	2	0	0	0	0	0	16	195	62	24	17	2	0	0	300	96	25	8	12	0	0	0	141	982
11:15	215	67	36	41	0	0	0	359	5	3	1	0	0	0	0	9	139	28	15	18	0	0	0	200	8	4	0	0	0	0	0	12	201	46	24	13	0	0	0	284	89	21	15	13	0	0	0	138	1002
11:30	216	50	27	40	0	0	0	333	9	0	0	0	1	0	0	10	129	34	16	23	0	0	0	202	8	3	1	0	0	0	0	12	183	75	29	17	1	1	0	306	112	25	11	6	0	1	0	155	1018
11:45	199	65	32	40	0	0	0	336	4	4	3	0	0	0	0	11	141	27	22	25	0	0	0	215	9	4	1	0	0	0	0	14	200	64	26	24	2	1	0	317	92	32	12	17	2	0	0	155	1048
1 Hr	813	235	118	175	0	0	0	1341	24	9	4	0	2	0	0	39	533	130	64	92	1	0	0	820	39	13	2	0	0	0	0	54	779	247	103	71	5	2	0	1207	389	103	46	48	2	1	0	589	4050
12:00	210	41	24	32	1	0	0	308	8	3	0	0	1	0	0	12	142	34	17	28	0	0	0	221	21	1	0	0	0	0	0	22	184	58	26	17	1	0	0	286	118	28	14	8	0	0	0	168	1017
12:15	266	54	27	35	0	1	0	383	10	1	1	0	0	0	0	12	128	33	17	19	0	0	0	197	11	2	0	0	0	0	0	13	217	46	29	23	0	1	0	316	104	20	6	6	0	0	0	136	1057
12:30	238	38	28	47	0	0	0	351	8	4	1	0	1	0	0	14	158	24	14	25	0	0	0	221	11	3	1	0	0	0	0	15	215	35	15	13	1	0	0	279	108	20	15	11	0	0	0	154	1034
12:45	275	55	37	52	0	1	0	420	10	2	0	0	0	0	0	12	158	23	13	19	0	1	0	214	18	1	0	0	0	0	0	19	227	46	24	22	0	1	0	320	108	25	9	13	0	2	0	157	1142
1 Hr	989	188	116	166	1	2	0	1462	36	10	2	0	2	0	0	50	586	114	61	91	0	1	0	853	61	7	1	0	0	0	0	69	843	185	94	75	2	2	0	1201	438	93	44	38	0	2	0	615	4250
13:00	244	57	31	55	0	0	0	387	5	2	0	0	1	0	0	8	125	35	18	19	0	1	0	198	18	3	0	0	0	0	0	21	199	52	27	24	1	0	0	303	103	29	10	11	0	0	0	153	1070
13:15	254	80	21	49	1	0	0	405	16	2	0	0	0	0	0	18	139	36	16	20	0	0	0	211	11	3	0	0	0	0	0	14	243	50	22	16	1	0	0	332	102	29	12	2	1	0	0	146	1126
13:30	237	75	29	48	0	1	0	390	12	1	0	0	2	0	0	15	140	23	17	34	0	1	0	215	13	2	0	0	0	0	0	15	210	43	27	22	0	2	0	304	81	25	11	13	0	0	0	130	1069
13:45	237	49	29	45	1	0	0	361	11	1	1	0	0	0	0	13	143	18	12	23	0	0	0	196	10	2	1	0	0	0	0	13	181	49	22	29	2	0	0	283	105	24	14	9	0	0	0	152	1018
1 Hr	972	261	110	197	2	1	0	1543	44	6	1	0	3	0	0	54	547	112	63	96	0	2	0	820	52	10	1	0	0	0	0	63	833	194	98	91	4	2	0	1222	391	107	47	35	1	0	0	581	4283
14:00	239	63	25	38	0	0	0	365	8	5	0	0	1	0	0	14	143	32	14	21	0	0	0	210	12	3	1	0	0	0	0	16	210	46	21	25	0	0	0	302	89	29	7	12	0	0	0	137	1044
14:15	312	65	31	47	1	0	0	456	10	5	0	0	0	0	0	15	155	22	23	26	0	0	0	226	13	2	1	1	0	0	0	17	218	47	19	21	1	0	0	306	101	23	6	12	0	0	0	142	1162
14:30	305	99	41	41	0	2	0	488	8	1	0	0	1	0	0	10	158	40	14	30	0	0	0	242	25	5	1	0	0	0	0	31	212	52	18	19	0	0	0	301	111	37	10	10	0	0	0	168	1240
14:45	318	89	35	57	0	0	0	499	18	2	0	0	0	0	0	20	142	29	6	19	0	0	0	196	20	5	0	0	0	0	0	25	218	58	23	24	1	1	0	325	100	30	6	12	0	1	0	149	1214
1 Hr	1174	316	132	183	1	2	0	1808	44	13	0	0	2	0	0	59	598	123	57	96	0	0	0	874	70	15	3	1	0	0	0	89	858	203	81	89	2	1	0	1234	401	119	29	46	0	1	0	596	4660
15:00	302	100	28	59	0	1	0	490	14	5	0	0	0	1	0	20	139	35	16	27	0	0	0	217	25	2	2	0	0	0	0	29	225	48	24	25	0	0	0	322	128	48	7	11	1	0	0	195	1273
15:15	343	97	32	53	0	0	0	525	13	2	1	0	0	0	0	16	156	49	15	21	0	1	0	242	17	4	0	0	0	0	0	21	251	57	26	26	1	0	0	361	139	42	11	15	0	0	0	207	1372
15:30	390	106	27	69	1	0	0	593	19	3	0	0	0	1	0	23	181	43	13	21	0	1	0	259	27	3	0	0	0	1	0	31	236	61	28	21	1	0	0	347	154	35	4	12	0	0	0	205	1458
15:45	389	116	20	57	0	2	0	584	15	5	0	0	1	0	0	21	216	47	18	19	0	2	0	302	32	1	1	1	0	0	1	36	246	54	17	21	0	1	0	339	151	44	6	13	0	2	0	216	1498
1 Hr	1424	419	107	238	1	3	0	2192	61	15	1	0	1	2	0	80	692	174	62	88	0	4	0	1020	101	10	3	1	0	1	1	117	958	220	95	93	2	1	0	1369	572	169	28	51	1	2	0	823	5601
16:00	381	133	30	42	0	0	0	586	16	6	0	0	0	0	0	22	195	54	11	27	0	0	0	287	29	7	1	0	0	0	0	37	263	56	23	20	0	1	0	363	176	37	6	9	0	1	0	229	1524
16:15	459	138	24	41	1	2	0	665	16	5	0	0	0	0	0	21	248	56	4	27	0	1	0	336	21	6	1	0	0	0	0	28	300	69	19	11	3	1	0	403	218	46	8	9	0	0	0	281	1734
16:30	511	138	20	33	0	6	0	708	30	7	1	0	1	0	0	39	241	53	7	23	0	2	0	326	29	6	0	0	0	0	0	35	284	71	16	10	0	3	0	384	234	46	6	9	0	0	0	295	1787
16:45	472	142	23	30	1	3	0	671	18	8	1	0	0	0	0	27	285	48	5	16	0	1	0	355	28	3	1	0	0	0	0	32	285	61	17	12	0	1	0	376	229	49	4	7	0	0	0	289	1750
1 Hr	1823	551	97	146	2	11	0	2630	80	26	2	0	1	0	0	109	969	211	27	93	0	4	0	1304	107	22	3	0	0	0	0	132	1132	257	75	53	3	6	0	1526	857	178	24	34	0	1	0	1094	6795
17:00	533	129	23	26	0	5	0	716	39	8	2	0	1	0	0	50	293	48	3	21	0	0	0	365	29	2	0	0	0	0	0	31	304	63	19	16	1	0	0	403	240	47	3	5	0	1	0	296	1861
17:15	609	134	15	20	0	0	0	778	34	6	0	0	1	0	0	41	181	38	8	19	0	5	0	251	27	11	1	0	0	0	0	39	365	64	9	15	1	0	0	454	234	47	5	4	0	2	0	292	1855
17:30	617	129	17	20	1	3	0	787	27	13	0	0	0	0	0	40	254	37	6	22	0	0	0	319	29	3	0	1	0	1	0	34	322	43	12	14	0	0	0	391	235	30	5	1	0	0	0	271	1842
17:45	592	99	12	20	1	1	0	725	29	3	0	0	0	0	0	32	253	25	8	12	0	4	0	302	35	2	0	0	0	0	0	37	290	36	11	9	1	0	0	347	236	45	4	5	0	0	0	290	1733
1 Hr	2351	491	67	86	2	9	0	3006	129	30	2	0	2	0	0	163	981	148	25	74	0	9	0	1237	120	18	1	1	0	1	0	141	1281	206	51	54	3	0	0	1595	945	169	17	15	0	3	0	1149	7291
18:00	485	79	13	27	2	6	0	612	34	4	0	0	0	0	0	38	209	28	7	12	0	0	0	256	28	3	0	0	0	0	0	31	283	31	3	16	0	0	0	333	216	23	1	4	0	1	0	245	1515
18:15	490	77	12	19	1	3	0	602	22	2	0	0	1	0	0	25	173	25	6	11	2	0	0	217	20	0	0	0	0	1	0	21	264	24	4	11	0	1	0	304	218	29	9	7	0	0	0	263	1432
18:30	399	49	10	25	2	5	0	490	16	1	1	0	1	0	0	19	160	19	5	11	1	0	0	196	19	0	0	0	0	0	0	19	227	20	6	15	0	1	0	269	178	17	4	5	1	1	0	206	1199
18:45	376	53	4	21	3	4	0	461	16	1	0	0	0	0	0	17	110	14	4	7	0	3	0	138	17	0	0	0	0	0	0	17	195	9	3	6	0	1	0	214	162	15	2	2	0	0	0	181	1028
1 Hr	1750	258	39	92	8	18	0	2165	88	8	1	0	2	0	0	99	652	86	22	41	3	3	0	807	84	3	0	0	0	1	0	88	969	84	16	48	0	3	0	1120	774	84	16	18	1	2	0	895	5174
Total	16118	3911	1242	1942	22	56	1	23292	645	137	18	0	21	3	0	824	8652	1775	590	1046	12	48	0	12123	1050	154	27	3	0	5	2	1241	12854	2673	972	871	34	40	1	17445	6783	1600	454	459	9	19	0	9324	64249

Sky High
Count On Us

Client :	PB World	**Site plan for :**	1
Project :	LON-1427 M2 Jct5	**Date :**	11/03/2015

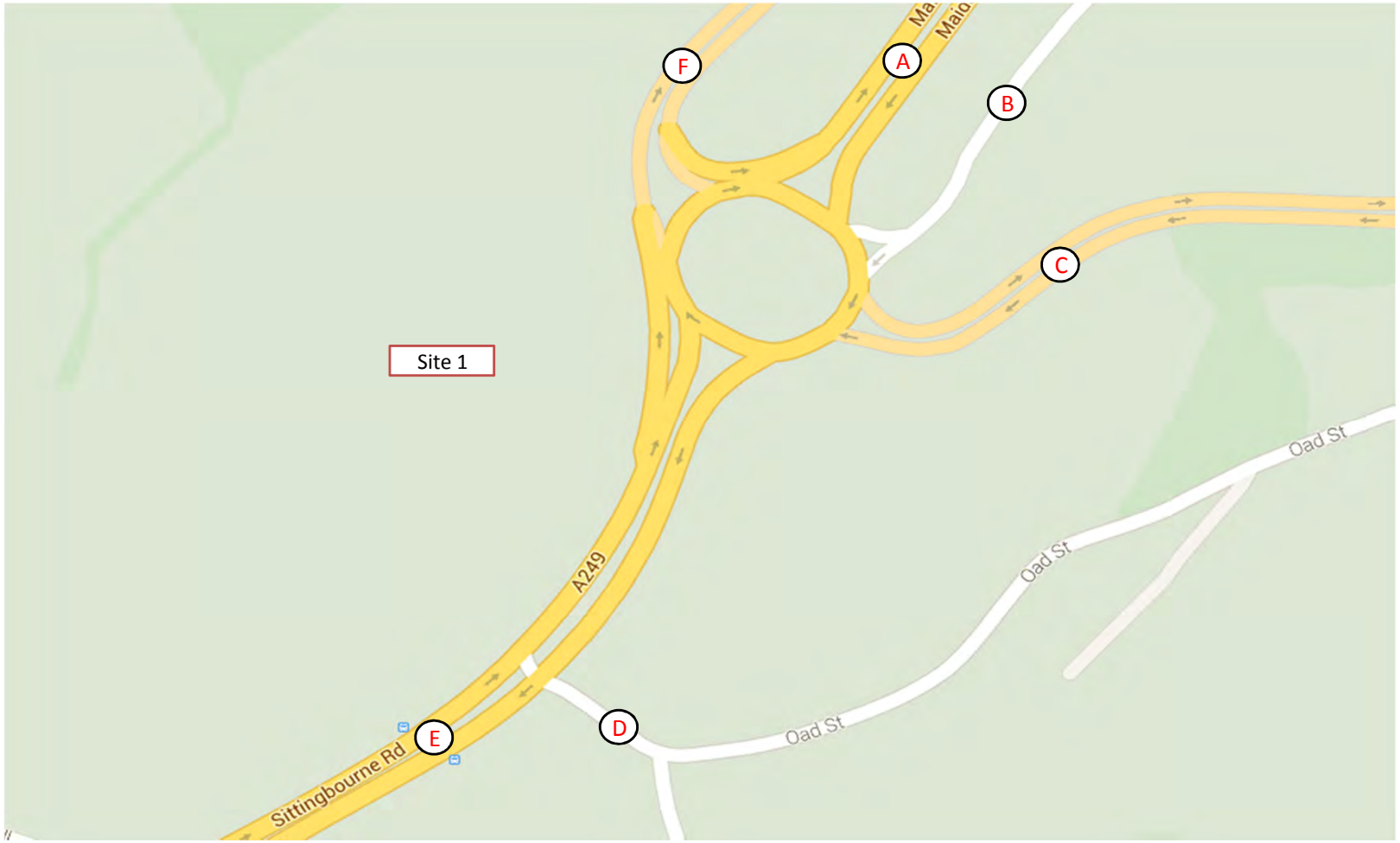

advanced transport research

Job Number & Name: 10134 Borden

Site Number/Name: Site 1 - A249/A2 London Road

Client: C & A Consulting Engineers

Date: 01/12/2015

Weather: Cloudy, Dry

Comments: None

	PCU Values
Cars	1.0

Advanced Transport Research

Site 1 - A249/A2 London Road

Classified Counts

	Movement A							Movement B							Movement C							Movement D							Movement E						
Times	Cars	LGV	OGV 1	OGV 2	PSV	M/B	Cyc	Cars	LGV	OGV 1	OGV 2	PSV	M/B	Cyc	Cars	LGV	OGV 1	OGV 2	PSV	M/B	Cyc	Cars	LGV	OGV 1	OGV 2	PSV	M/B	Cyc	Cars	LGV	OGV 1	OGV 2	PSV	M/B	Cyc
07:00 - 07:15	0	0	0	0	0	0	0	90	10	3	1	0	1	0	12	4	1	0	0	0	0	34	10	0	0	0	0	0	20	2	0	0	0	0	0
07:15 - 07:30	0	0	0	0	0	0	0	116	14	11	3	0	1	0	18	5	2	0	0	0	0	29	11	0	2	0	0	0	29	3	1	2	0	0	0
07:30 - 07:45	0	0	0	0	0	0	0	114	12	5	2	3	1	0	15	3	3	0	0	0	0	35	7	1	1	0	0	0	33	0	0	0	0	0	0
07:45 - 08:00	0	1	0	0	0	0	0	80	15	2	0	1	0	0	16	5	2	0	0	0	0	30	4	0	0	0	0	0	49	6	2	3	6	0	0
Hourly Total	**0**	**1**	**0**	**0**	**0**	**0**	**0**	**400**	**51**	**21**	**6**	**4**	**3**	**0**	**61**	**17**	**8**	**0**	**0**	**0**	**0**	**128**	**32**	**1**	**3**	**0**	**0**	**0**	**131**	**11**	**3**	**5**	**6**	**0**	**0**
08:00 - 08:15	0	0	0	0	0	0	0	93	11	3	2	1	1	0	15	1	4	1	0	0	0	22	3	1	0	0	0	0	41	5	0	0	4	0	0
08:15 - 08:30	0	0	0	0	0	0	0	79	14	3	0	0	1	0	13	6	0	1	0	0	0	19	6	0	0	0	1	0	65	1	2	0	1	1	0
08:30 - 08:45	0	0	0	0	0	0	0	75	14	3	0	0	0	0	9	3	0	0	0	0	0	23	2	0	0	0	0	0	56	6	1	0	0	0	0
08:45 - 09:00	0	0	0	0	0	0	0	67	9	5	3	0	0	2	7	1	1	0	0	0	0	19	2	1	0	0	0	0	50	2	2	0	0	0	0
Hourly Total	**0**	**0**	**0**	**0**	**0**	**0**	**0**	**314**	**48**	**14**	**5**	**1**	**2**	**2**	**44**	**11**	**5**	**2**	**0**	**0**	**0**	**83**	**13**	**2**	**0**	**0**	**1**	**0**	**212**	**14**	**5**	**0**	**5**	**1**	**0**
09:00 - 09:15	0	0	0	0	0	0	0	67	8	4	1	1	1	0	5	3	0	0	0	0	0	6	2	0	0	0	0	1	31	4	0	0	0	0	0
09:15 - 09:30	0	0	0	0	0	0	0	57	11	3	4	0	0	0	13	7	0	0	0	0	0	6	1	0	0	0	0	0	29	2	1	0	0	0	0
09:30 - 09:45	0	0	0	0	0	0	0	63	9	3	0	0	0	0	8	2	0	1	0	0	0	3	0	0	0	0	0	0	24	6	0	0	0	0	0
09:45 - 10:00	0	0	0	0	0	0	0	60	16	2	2	0	0	0	6	1	1	0	0	0	0	3	1	0	0	0	0	0	31	4	2	0	0	0	0
Hourly Total	**0**	**0**	**0**	**0**	**0**	**0**	**0**	**247**	**44**	**12**	**7**	**1**	**1**	**0**	**32**	**13**	**1**	**1**	**0**	**0**	**0**	**18**	**4**	**0**	**0**	**0**	**0**	**1**	**115**	**16**	**3**	**0**	**0**	**0**	**0**
16:00 - 16:15	0	0	0	0	0	0	0	67	15	1	1	0	1	0	9	1	0	0	0	0	0	7	0	1	0	0	0	0	27	4	0	0	0	0	0
16:15 - 16:30	0	0	0	0	0	0	0	68	18	5	0	0	1	0	9	2	0	0	0	0	0	18	1	0	0	0	0	0	35	7	1	0	0	0	0
16:30 - 16:45	0	0	0	0	0	0	0	84	20	4	1	0	0	0	6	1	0	0	0	0	0	15	4	0	0	0	0	0	33	4	0	0	0	1	0
16:45 - 17:00	0	0	0	0	0	0	0	78	12	1	1	0	1	1	7	1	0	0	0	0	0	16	1	1	0	0	0	0	30	4	0	0	0	0	0
Hourly Total	**0**	**0**	**0**	**0**	**0**	**0**	**0**	**297**	**65**	**11**	**3**	**0**	**3**	**1**	**31**	**5**	**0**	**0**	**0**	**0**	**0**	**56**	**6**	**2**	**0**	**0**	**0**	**0**	**125**	**19**	**1**	**0**	**0**	**1**	**0**
17:00 - 17:15	0	0	0	0	0	0	0	114	8	1	0	0	0	0	12	1	0	0	0	0	0	14	0	0	0	0	0	0	34	2	0	0	0	1	0
17:15 - 17:30	0	0	0	0	0	0	0	110	13	1	0	0	0	0	11	0	0	1	0	0	0	15	0	0	0	0	0	0	55	5	0	0	0	0	0
17:30 - 17:45	0	0	0	0	0	0	0	96	12	1	1	0	2	0	8	2	0	0	0	0	0	7	1	0	0	0	0	0	27	2	0	0	0	0	0
17:45 - 18:00	0	0	0	0	0	0	0	75	5	1	0	0	0	0	5	0	0	0	0	0	0	6	1	0	0	0	0	0	42	3	0	0	0	2	0
Hourly Total	**0**	**0**	**0**	**0**	**0**	**0**	**0**	**395**	**38**	**4**	**1**	**0**	**2**	**0**	**36**	**3**	**0**	**1**	**0**	**0**	**0**	**42**	**2**	**0**	**0**	**0**	**0**	**0**	**158**	**12**	**0**	**0**	**0**	**3**	**0**
18:00 - 18:15	0	0	0	0	0	0	0	82	5	2	0	0	0	0	7	0	0	0	0	0	0	9	1	0	0	0	0	0	34	4	0	0	0	0	0
18:15 - 18:30	0	0	0	0	0	0	0	68	10	0	1	0	1	0	3	5	0	0	0	0	0	2	1	0	0	0	0	0	22	5	1	0	0	0	0
18:30 - 18:45	0	0	0	0	0	0	0	66	4	1	0	0	0	0	6	0	0	0	0	0	0	8	0	0	0	0	0	0	26	2	1	0	0	0	1
18:45 - 19:00	0	0	0	0	0	0	0	64	2	0	0	0	0	0	5	0	0	0	0	0	0	3	0	0	0	0	0	4	36	1	0	0	0	1	0
Hourly Total	**0**	**0**	**0**	**0**	**0**	**0**	**0**	**280**	**21**	**3**	**1**	**0**	**1**	**0**	**21**	**5**	**0**	**0**	**0**	**0**	**0**	**22**	**2**	**0**	**0**	**0**	**0**	**4**	**118**	**12**	**2**	**0**	**0**	**1**	**1**

	Movement F							Movement G							Movement H							Movement I							Movement J							Mov		
Times	Cars	LGV	OGV 1	OGV 2	PSV	M/B	Cyc	Cars	LGV	OGV 1	OGV 2	PSV	M/B	Cyc	Cars	LGV	OGV 1	OGV 2	PSV	M/B	Cyc	Cars	LGV	OGV 1	OGV 2	PSV	M/B	Cyc	Cars	LGV	OGV 1	OGV 2	PSV	M/B	Cyc	Cars	LGV	OGV 1
07:00 - 07:15	18	5	2	0	0	0	0	1	0	0	0	0	0	0	81	14	1	0	0	0	0	57	24	3	2	1	1	0	23	4	0	0	1	1	0	0	0	0
07:15 - 07:30	32	5	0	0	0	0	0	1	0	0	0	0	0	0	70	4	2	0	2	0	0	65	16	1	2	1	1	0	28	7	0	0	0	0	2	4	0	0
07:30 - 07:45	28	2	1	0	0	0	0	0	0	0	0	0	0	0	68	9	3	1	0	0	0	55	21	1	2	1	1	0	19	7	1	0	0	0	0	1	0	0
07:45 - 08:00	40	9	0	0	0	0	0	1	0	0	0	0	0	0	79	5	2	0	1	0	0	61	5	3	2	1	0	0	24	9	0	0	1	0	0	2	1	0
Hourly Total	**118**	**21**	**3**	**0**	**0**	**0**	**0**	**3**	**0**	**0**	**0**	**0**	**0**	**0**	**298**	**32**	**8**	**1**	**3**	**0**	**0**	**238**	**66**	**8**	**8**	**4**	**3**	**0**	**94**	**27**	**1**	**0**	**2**	**1**	**2**	**7**	**1**	**0**
08:00 - 08:15	33	2	0	0	0	0	0	0	1	0	0	0	0	0	83	5	1	0	1	4	0	69	9	3	1	0	0	0	20	3	0	0	1	0	0	5	1	0
08:15 - 08:30	48	3	0	0	0	0	0	1	0	0	0	0	0	0	97	10	3	1	1	1	0	56	8	0	1	1	0	0	13	2	0	0	0	0	0	4	0	0
08:30 - 08:45	48	3	2	0	0	0	0	1	0	0	0	0	0	0	68	10	0	1	0	1	0	58	10	1	4	0	0	0	26	2	0	0	0	0	0	1	2	0
08:45 - 09:00	44	6	3	0	0	0	0	2	0	0	0	0	0	0	82	2	2	0	2	0	0	48	7	4	1	0	0	0	14	1	0	0	1	0	0	12	1	0
Hourly Total	**173**	**14**	**5**	**0**	**0**	**0**	**0**	**4**	**1**	**0**	**0**	**0**	**0**	**0**	**330**	**27**	**6**	**2**	**4**	**6**	**0**	**231**	**34**	**8**	**7**	**1**	**0**	**0**	**73**	**8**	**0**	**0**	**2**	**0**	**0**	**22**	**4**	**0**
09:00 - 09:15	48	0	1	0	0	0	0	1	0	0	0	0	0	0	80	5	3	0	0	1	0	69	5	5	1	0	0	0	11	4	1	0	0	1	0	2	1	0
09:15 - 09:30	18	6	5	1	0	0	0	1	1	1	0	0	0	0	53	8	1	1	2	2	0	65	15	6	0	0	0	0	10	4	0	0	0	0	0	7	1	0
09:30 - 09:45	29	3	4	0	0	0	0	2	0	0	0	0	0	0	48	7	0	1	0	0	0	73	12	4	2	0	0	0	10	2	0	0	0	0	2	3	0	0
09:45 - 10:00	36	5	1	0	0	0	0	1	0	0	0	0	0	0	31	9	4	0	0	0	0	61	17	6	2	0	1	0	12	0	0	0	0	0	0	4	2	2
Hourly Total	**131**	**14**	**11**	**1**	**0**	**0**	**0**	**5**	**1**	**1**	**0**	**0**	**0**	**0**	**212**	**29**	**8**	**2**	**2**	**3**	**0**	**268**	**49**	**21**	**5**	**0**	**1**	**0**	**43**	**10**	**1**	**0**	**0**	**1**	**2**	**16**	**4**	**2**
16:00 - 16:15	44	4	1	0	2	0	0	1	0	0	0	0	0	0	50	12	0	0	2	1	0	63	14	2	2	0	0	0	7	0	0	1	0	0	0	10	0	1
16:15 - 16:30	28	2	1	1	0	0	0	1	0	0	0	0	0	0	71	10	2	1	0	2	0	61	25	1	0	0	0	0	10	2	0	0	1	0	0	6	2	0
16:30 - 16:45	34	4	2	0	0	0	0	1	0	0	0	0	0	0	72	6	0	0	0	3	1	95	15	4	1	0	0	0	23	4	1	0	1	0	0	3	1	0
16:45 - 17:00	27	2	0	0	0	0	0	0	0	0	0	0	0	0	69	7	1	0	0	2	0	63	14	2	3	0	0	0	16	1	0	0	0	0	0	10	1	0
Hourly Total	**133**	**12**	**4**	**1**	**2**	**0**	**0**	**3**	**0**	**0**	**0**	**0**	**0**	**0**	**262**	**35**	**3**	**1**	**2**	**8**	**1**	**282**	**68**	**9**	**6**	**0**	**0**	**0**	**56**	**7**	**1**	**1**	**2**	**0**	**0**	**29**	**4**	**1**
17:00 - 17:15	40	5	1	1	0	0	0	0	0	0	0	0	0	0	91	7	2	0	1	1	0	85	9	2	2	0	0	0	15	0	0	0	1	0	0	7	1	0
17:15 - 17:30	29	4	0	0	0	0	0	1	0	0	0	0	0	0	87	7	0	0	1	0	0	71	9	2	2	0	0	0	41	1	0	0	0	0	0	6	4	0
17:30 - 17:45	31	1	0	0	0	0	0	0	0	0	0	0	0	0	67	5	0	0	0	0	0	61	4	0	2	0	0	0	18	3	0	0	1	0	0	7	0	0
17:45 - 18:00	29	1	0	0	0	0	0	1	0	0	0	0	0	0	73	7	0	0	1	0	0	73	7	1	1	0	3	0	13	1	0	0	0	1	0	16	0	0
Hourly Total	**129**	**11**	**1**	**1**	**0**	**0**	**0**	**2**	**0**	**0**	**0**	**0**	**0**	**0**	**318**	**26**	**2**	**0**	**3**	**1**	**0**	**290**	**29**	**5**	**7**	**0**	**3**	**0**	**87**	**5**	**0**	**0**	**2**	**1**	**0**	**36**	**5**	**0**
18:00 - 18:15	30	3	0	0	0	0	0	1	0	0	0	0	0	0	70	1	3	0	0	1	1	71	5	1	3	0	0	0	11	2	0	0	0	0	0	8	1	0
18:15 - 18:30	23	3	0	0	0	0	0	0	0	0	0	0	0	0	54	4	1	0	0	0	0	68	5	1	0	0	1	0	8	1	0	0	0	0	0	20	2	0
18:30 - 18:45	29	0	0	0	0	0	0	0	0	0	0	0	0	0	51	7	2	0	0	1	0	59	7	0	1	0	0	0	11	1	0	0	1	0	0	8	0	0
18:45 - 19:00	19	2	0	0	0	1	0	2	0	0	0	0	0	0	56	3	1	0	0	3	0	55	10	2	4	2	0	0	11	1	0	0	0	0	0	8	0	0
Hourly Total	**101**	**8**	**0**	**0**	**0**	**1**	**0**	**3**	**0**	**0**	**0**	**0**	**0**	**0**	**231**	**15**	**7**	**0**	**0**	**5**	**1**	**253**	**27**	**4**	**8**	**2**	**1**	**0**	**41**	**5**	**0**	**0**	**1**	**0**	**0**	**44**	**3**	**0**

	Movement A							Movement B							Movement C							Movement D							Movement E						
Times	Cars	LGV	OGV 1	OGV 2	PSV	M/B	Cyc	Cars	LGV	OGV 1	OGV 2	PSV	M/B	Cyc	Cars	LGV	OGV 1	OGV 2	PSV	M/B	Cyc	Cars	LGV	OGV 1	OGV 2	PSV	M/B	Cyc	Cars	LGV	OGV 1	OGV 2	PSV	M/B	Cyc
07:00 - 08:00	*0*	*1*	*0*	*0*	*0*	*0*	*0*	*400*	*51*	*21*	*6*	*4*	*3*	*0*	*61*	*17*	*8*	*0*	*0*	*0*	*0*	*128*	*32*	*1*	*3*	*0*	*0*	*0*	*131*	*11*	*3*	*5*	*6*	*0*	*0*
07:15 - 08:15	*0*	*1*	*0*	*0*	*0*	*0*	*0*	*403*	*52*	*21*	*7*	*5*	*3*	*0*	*64*	*14*	*11*	*1*	*0*	*0*	*0*	*116*	*25*	*2*	*3*	*0*	*0*	*0*	*152*	*14*	*3*	*5*	*10*	*0*	*0*
07:30 - 08:30	*0*	*1*	*0*	*0*	*0*	*0*	*0*	*366*	*52*	*13*	*4*	*5*	*3*	*0*	*59*	*15*	*9*	*2*	*0*	*0*	*0*	*106*	*20*	*2*	*1*	*0*	*1*	*0*	*188*	*12*	*4*	*3*	*11*	*1*	*0*
07:45 - 08:45	*0*	*1*	*0*	*0*	*0*	*0*	*0*	*327*	*54*	*11*	*2*	*2*	*2*	*0*	*53*	*15*	*6*	*2*	*0*	*0*	*0*	*94*	*15*	*1*	*0*	*0*	*1*	*0*	*211*	*18*	*5*	*3*	*11*	*1*	*0*
08:00 - 09:00	*0*	*0*	*0*	*0*	*0*	*0*	*0*	*314*	*48*	*14*	*5*	*1*	*2*	*2*	*44*	*11*	*5*	*2*	*0*	*0*	*0*	*83*	*13*	*2*	*0*	*0*	*1*	*0*	*212*	*14*	*5*	*0*	*5*	*1*	*0*
08:15 - 09:15	*0*	*0*	*0*	*0*	*0*	*0*	*0*	*288*	*45*	*15*	*4*	*1*	*2*	*2*	*34*	*13*	*1*	*1*	*0*	*0*	*0*	*67*	*12*	*1*	*0*	*0*	*1*	*1*	*202*	*13*	*5*	*0*	*1*	*1*	*0*
08:30 - 09:30	*0*	*0*	*0*	*0*	*0*	*0*	*0*	*266*	*42*	*15*	*8*	*1*	*1*	*2*	*34*	*14*	*1*	*0*	*0*	*0*	*0*	*54*	*7*	*1*	*0*	*0*	*0*	*1*	*166*	*14*	*4*	*0*	*0*	*0*	*0*
08:45 - 09:45	*0*	*0*	*0*	*0*	*0*	*0*	*0*	*254*	*37*	*15*	*8*	*1*	*1*	*2*	*33*	*13*	*1*	*1*	*0*	*0*	*0*	*34*	*5*	*1*	*0*	*0*	*0*	*1*	*134*	*14*	*3*	*0*	*0*	*0*	*0*
09:00 - 10:00	*0*	*0*	*0*	*0*	*0*	*0*	*0*	*247*	*44*	*12*	*7*	*1*	*1*	*0*	*32*	*13*	*1*	*1*	*0*	*0*	*0*	*18*	*4*	*0*	*0*	*0*	*0*	*1*	*115*	*16*	*3*	*0*	*0*	*0*	*0*
16:00 - 17:00	*0*	*0*	*0*	*0*	*0*	*0*	*0*	*297*	*65*	*11*	*3*	*0*	*3*	*1*	*31*	*5*	*0*	*0*	*0*	*0*	*0*	*56*	*6*	*2*	*0*	*0*	*0*	*0*	*125*	*19*	*1*	*0*	*0*	*1*	*0*
16:15 - 17:15	*0*	*0*	*0*	*0*	*0*	*0*	*0*	*344*	*58*	*11*	*2*	*0*	*2*	*1*	*34*	*5*	*0*	*0*	*0*	*0*	*0*	*63*	*6*	*1*	*0*	*0*	*0*	*0*	*132*	*17*	*1*	*0*	*0*	*2*	*0*
16:30 - 17:30	*0*	*0*	*0*	*0*	*0*	*0*	*0*	*386*	*53*	*7*	*2*	*0*	*1*	*1*	*36*	*3*	*0*	*1*	*0*	*0*	*0*	*60*	*5*	*1*	*0*	*0*	*0*	*0*	*152*	*15*	*0*	*0*	*0*	*2*	*0*
16:45 - 17:45	*0*	*0*	*0*	*0*	*0*	*0*	*0*	*398*	*45*	*4*	*2*	*0*	*3*	*1*	*38*	*4*	*0*	*1*	*0*	*0*	*0*	*52*	*2*	*1*	*0*	*0*	*0*	*0*	*146*	*13*	*0*	*0*	*0*	*1*	*0*
17:00 - 18:00	*0*	*0*	*0*	*0*	*0*	*0*	*0*	*395*	*38*	*4*	*1*	*0*	*2*	*0*	*36*	*3*	*0*	*1*	*0*	*0*	*0*	*42*	*2*	*0*	*0*	*0*	*0*	*0*	*158*	*12*	*0*	*0*	*0*	*3*	*0*
17:15 - 18:15	*0*	*0*	*0*	*0*	*0*	*0*	*0*	*363*	*35*	*5*	*1*	*0*	*2*	*0*	*31*	*2*	*0*	*1*	*0*	*0*	*0*	*37*	*3*	*0*	*0*	*0*	*0*	*0*	*158*	*14*	*0*	*0*	*0*	*2*	*0*
17:30 - 18:30	*0*	*0*	*0*	*0*	*0*	*0*	*0*	*321*	*32*	*4*	*2*	*0*	*3*	*0*	*23*	*7*	*0*	*0*	*0*	*0*	*0*	*24*	*4*	*0*	*0*	*0*	*0*	*0*	*125*	*14*	*1*	*0*	*0*	*2*	*0*
17:45 - 18:45	*0*	*0*	*0*	*0*	*0*	*0*	*0*	*291*	*24*	*4*	*1*	*0*	*1*	*0*	*21*	*5*	*0*	*0*	*0*	*0*	*0*	*25*	*3*	*0*	*0*	*0*	*0*	*0*	*124*	*14*	*2*	*0*	*0*	*2*	*1*
18:00 - 19:00	*0*	*0*	*0*	*0*	*0*	*0*	*0*	*280*	*21*	*3*	*1*	*0*	*1*	*0*	*21*	*5*	*0*	*0*	*0*	*0*	*0*	*22*	*2*	*0*	*0*	*0*	*0*	*4*	*118*	*12*	*2*	*0*	*0*	*1*	*1*

	Movement F							Movement G							Movement H							Movement I							Movement J							Mov		
Times	Cars	LGV	OGV 1	OGV 2	PSV	M/B	Cyc	Cars	LGV	OGV 1	OGV 2	PSV	M/B	Cyc	Cars	LGV	OGV 1	OGV 2	PSV	M/B	Cyc	Cars	LGV	OGV 1	OGV 2	PSV	M/B	Cyc	Cars	LGV	OGV 1	OGV 2	PSV	M/B	Cyc	Cars	LGV	OGV 1
07:00 - 08:00	*118*	*21*	*3*	*0*	*0*	*0*	*0*	*3*	*0*	*0*	*0*	*0*	*0*	*0*	*298*	*32*	*8*	*1*	*3*	*0*	*0*	*238*	*66*	*8*	*8*	*4*	*3*	*0*	*94*	*27*	*1*	*0*	*2*	*1*	*2*	*7*	*1*	*0*
07:15 - 08:15	*133*	*18*	*1*	*0*	*0*	*0*	*0*	*2*	*1*	*0*	*0*	*0*	*0*	*0*	*300*	*23*	*8*	*1*	*4*	*4*	*0*	*250*	*51*	*8*	*7*	*3*	*2*	*0*	*91*	*26*	*1*	*0*	*2*	*0*	*2*	*12*	*2*	*0*
07:30 - 08:30	*149*	*16*	*1*	*0*	*0*	*0*	*0*	*2*	*1*	*0*	*0*	*0*	*0*	*0*	*327*	*29*	*9*	*2*	*3*	*5*	*0*	*241*	*43*	*7*	*6*	*3*	*1*	*0*	*76*	*21*	*1*	*0*	*2*	*0*	*0*	*12*	*2*	*0*
07:45 - 08:45	*169*	*17*	*2*	*0*	*0*	*0*	*0*	*3*	*1*	*0*	*0*	*0*	*0*	*0*	*327*	*30*	*6*	*2*	*3*	*6*	*0*	*244*	*32*	*7*	*8*	*2*	*0*	*0*	*83*	*16*	*0*	*0*	*2*	*0*	*0*	*12*	*4*	*0*
08:00 - 09:00	*173*	*14*	*5*	*0*	*0*	*0*	*0*	*4*	*1*	*0*	*0*	*0*	*0*	*0*	*330*	*27*	*6*	*2*	*4*	*6*	*0*	*231*	*34*	*8*	*7*	*1*	*0*	*0*	*73*	*8*	*0*	*0*	*2*	*0*	*0*	*22*	*4*	*0*
08:15 - 09:15	*188*	*12*	*6*	*0*	*0*	*0*	*0*	*5*	*0*	*0*	*0*	*0*	*0*	*0*	*327*	*27*	*8*	*2*	*3*	*3*	*0*	*231*	*30*	*10*	*7*	*1*	*0*	*0*	*64*	*9*	*1*	*0*	*1*	*1*	*0*	*19*	*4*	*0*
08:30 - 09:30	*158*	*15*	*11*	*1*	*0*	*0*	*0*	*5*	*1*	*1*	*0*	*0*	*0*	*0*	*283*	*25*	*6*	*2*	*4*	*4*	*0*	*240*	*37*	*16*	*6*	*0*	*0*	*0*	*61*	*11*	*1*	*0*	*1*	*1*	*0*	*22*	*5*	*0*
08:45 - 09:45	*139*	*15*	*13*	*1*	*0*	*0*	*0*	*6*	*1*	*1*	*0*	*0*	*0*	*0*	*263*	*22*	*6*	*2*	*4*	*3*	*0*	*255*	*39*	*19*	*4*	*0*	*0*	*0*	*45*	*11*	*1*	*0*	*1*	*1*	*2*	*24*	*3*	*0*
09:00 - 10:00	*131*	*14*	*11*	*1*	*0*	*0*	*0*	*5*	*1*	*1*	*0*	*0*	*0*	*0*	*212*	*29*	*8*	*2*	*2*	*3*	*0*	*268*	*49*	*21*	*5*	*0*	*1*	*0*	*43*	*10*	*1*	*0*	*0*	*1*	*2*	*16*	*4*	*2*
16:00 - 17:00	*133*	*12*	*4*	*1*	*2*	*0*	*0*	*3*	*0*	*0*	*0*	*0*	*0*	*0*	*262*	*35*	*3*	*1*	*2*	*8*	*1*	*282*	*68*	*9*	*6*	*0*	*0*	*0*	*56*	*7*	*1*	*1*	*2*	*0*	*0*	*29*	*4*	*1*
16:15 - 17:15	*129*	*13*	*4*	*2*	*0*	*0*	*0*	*2*	*0*	*0*	*0*	*0*	*0*	*0*	*303*	*30*	*5*	*1*	*1*	*8*	*1*	*304*	*63*	*9*	*6*	*0*	*0*	*0*	*64*	*7*	*1*	*0*	*3*	*0*	*0*	*26*	*5*	*0*
16:30 - 17:30	*130*	*15*	*3*	*1*	*0*	*0*	*0*	*2*	*0*	*0*	*0*	*0*	*0*	*0*	*319*	*27*	*3*	*0*	*2*	*6*	*1*	*314*	*47*	*10*	*8*	*0*	*0*	*0*	*95*	*6*	*1*	*0*	*2*	*0*	*0*	*26*	*7*	*0*
16:45 - 17:45	*127*	*12*	*1*	*1*	*0*	*0*	*0*	*1*	*0*	*0*	*0*	*0*	*0*	*0*	*314*	*26*	*3*	*0*	*2*	*3*	*0*	*280*	*36*	*6*	*9*	*0*	*0*	*0*	*90*	*5*	*0*	*0*	*2*	*0*	*0*	*30*	*6*	*0*
17:00 - 18:00	*129*	*11*	*1*	*1*	*0*	*0*	*0*	*2*	*0*	*0*	*0*	*0*	*0*	*0*	*318*	*26*	*2*	*0*	*3*	*1*	*0*	*290*	*29*	*5*	*7*	*0*	*3*	*0*	*87*	*5*	*0*	*0*	*2*	*1*	*0*	*36*	*5*	*0*
17:15 - 18:15	*119*	*9*	*0*	*0*	*0*	*0*	*0*	*3*	*0*	*0*	*0*	*0*	*0*	*0*	*297*	*20*	*3*	*0*	*2*	*1*	*1*	*276*	*25*	*4*	*8*	*0*	*3*	*0*	*83*	*7*	*0*	*0*	*1*	*1*	*0*	*37*	*5*	*0*
17:30 - 18:30	*113*	*8*	*0*	*0*	*0*	*0*	*0*	*2*	*0*	*0*	*0*	*0*	*0*	*0*	*264*	*17*	*4*	*0*	*1*	*1*	*1*	*273*	*21*	*3*	*6*	*0*	*4*	*0*	*50*	*7*	*0*	*0*	*1*	*1*	*0*	*51*	*3*	*0*
17:45 - 18:45	*111*	*7*	*0*	*0*	*0*	*0*	*0*	*2*	*0*	*0*	*0*	*0*	*0*	*0*	*248*	*19*	*6*	*0*	*1*	*2*	*1*	*271*	*24*	*3*	*5*	*0*	*4*	*0*	*43*	*5*	*0*	*0*	*1*	*1*	*0*	*52*	*3*	*0*
18:00 - 19:00	*101*	*8*	*0*	*0*	*0*	*1*	*0*	*3*	*0*	*0*	*0*	*0*	*0*	*0*	*231*	*15*	*7*	*0*	*0*	*5*	*1*	*253*	*27*	*4*	*8*	*2*	*1*	*0*	*41*	*5*	*0*	*0*	*1*	*0*	*0*	*44*	*3*	*0*

ement K				Movement L							Movement M							Movement N							Movement O							Movement P							Movement Q							Movement R							Movement S							Movement T							Movement U								
OGV 2	PSV	M/B	Cyc	Cars	LGV	OGV 1	OGV 2	PSV	M/B	Cyc	Cars	LGV	OGV 1	OGV 2	PSV	M/B	Cyc	Cars	LGV	OGV 1	OGV 2	PSV	M/B	Cyc	Cars	LGV	OGV 1	OGV 2	PSV	M/B	Cyc	Cars	LGV	OGV 1	OGV 2	PSV	M/B	Cyc	Cars	LGV	OGV 1	OGV 2	PSV	M/B	Cyc	Cars	LGV	OGV 1	OGV 2	PSV	M/B	Cyc	Cars	LGV	OGV 1	OGV 2	PSV	M/B	Cyc	Cars	LGV	OGV 1	OGV 2	PSV	M/B	Cyc	Cars	LGV	OGV 1	OGV 2	PSV	M/B	Cyc	Cars	LGV
0	1	0	0	6	0	1	0	0	0	0	0	0	0	0	0	0	0	1	1	0	0	0	0	0	1	0	1	0	0	0	0	2	0	0	0	0	0	0	54	16	4	0	0	0	1	3	0	1	1	0	0	0	0	0	0	0	0	0	0	14	3	1	1	0	0	0	14	1	0	0	0	0	0	2	0
0	0	0	0	3	0	0	0	0	0	0	0	0	0	0	0	0	0	4	0	0	0	0	1	0	0	1	0	1	0	0	0	2	0	0	0	0	0	0	64	12	3	2	0	0	0	8	3	0	0	0	0	0	1	0	0	0	0	0	0	14	4	1	2	0	1	0	6	2	2	0	0	0	0	2	0
0	0	0	0	8	2	0	0	0	0	0	0	0	0	0	0	0	0	3	0	0	0	0	0	0	2	0	0	0	0	0	0	2	1	0	0	0	0	0	101	15	2	3	0	0	0	3	0	1	0	0	0	0	0	0	0	0	0	0	0	15	4	0	2	0	1	0	18	1	0	0	0	0	0	1	1
0	0	0	0	4	1	1	0	0	2	0	0	0	0	0	0	0	0	6	0	0	0	0	1	0	1	0	0	0	0	0	0	5	0	0	0	0	0	0	100	17	4	3	0	2	0	23	4	1	0	0	0	0	0	0	0	0	0	0	0	22	5	0	0	0	0	0	10	1	1	0	0	0	0	2	0
0	**1**	**0**	**0**	**21**	**3**	**2**	**0**	**0**	**2**	**0**	**0**	**0**	**0**	**0**	**0**	**0**	**0**	**14**	**1**	**0**	**0**	**0**	**2**	**0**	**4**	**1**	**1**	**1**	**0**	**0**	**0**	**11**	**1**	**0**	**0**	**0**	**0**	**0**	**319**	**60**	**13**	**8**	**0**	**2**	**1**	**37**	**7**	**3**	**1**	**0**	**0**	**0**	**1**	**0**	**0**	**0**	**0**	**0**	**0**	**65**	**16**	**2**	**5**	**0**	**2**	**0**	**48**	**5**	**3**	**0**	**0**	**0**	**0**	**7**	**1**
0	1	0	0	10	3	0	0	1	0	0	0	0	0	0	0	0	0	3	1	0	0	0	0	0	0	0	0	0	0	0	0	4	1	0	0	0	0	0	62	9	5	0	1	0	0	6	3	2	0	0	0	0	0	0	0	0	0	0	0	26	4	0	1	0	0	0	7	0	3	0	0	1	0	1	0
0	0	0	0	4	3	0	0	0	0	0	0	0	0	0	0	0	0	4	1	0	0	0	0	1	1	0	0	0	0	0	0	5	0	0	0	0	0	0	84	18	1	0	1	0	0	17	3	1	0	0	0	0	1	0	0	0	0	0	0	21	7	2	0	0	0	0	5	1	3	1	0	0	0	5	1
0	0	0	0	4	0	0	0	0	1	0	0	0	0	0	0	0	0	1	0	0	0	0	0	0	0	1	0	0	0	0	0	2	0	0	0	0	0	0	64	7	5	3	0	2	0	8	3	1	0	0	0	0	1	0	0	0	0	0	0	23	3	4	0	0	0	0	7	1	2	1	0	0	0	2	1
0	0	0	0	22	0	0	0	0	0	0	0	0	0	0	0	0	0	8	0	0	0	0	0	0	2	2	0	1	0	0	0	4	1	0	0	0	0	0	80	16	6	4	1	0	0	8	1	0	0	0	0	0	5	0	0	0	0	0	0	14	8	3	2	1	0	0	8	0	0	2	0	0	0	1	0
0	**1**	**0**	**0**	**40**	**6**	**0**	**0**	**1**	**1**	**0**	**0**	**0**	**0**	**0**	**0**	**0**	**0**	**16**	**2**	**0**	**0**	**0**	**0**	**1**	**3**	**3**	**0**	**1**	**0**	**0**	**0**	**15**	**2**	**0**	**0**	**0**	**0**	**0**	**290**	**50**	**17**	**7**	**3**	**2**	**0**	**39**	**10**	**4**	**0**	**0**	**0**	**0**	**7**	**0**	**0**	**0**	**0**	**0**	**0**	**84**	**22**	**9**	**3**	**1**	**0**	**0**	**27**	**2**	**8**	**4**	**0**	**1**	**0**	**9**	**2**
0	0	0	0	10	5	0	0	1	0	0	0	0	0	0	0	0	0	3	0	1	0	0	0	0	0	0	0	0	0	0	0	2	0	0	0	0	0	0	73	17	7	2	1	0	0	11	0	0	0	0	0	0	8	0	0	0	0	0	0	19	1	2	4	0	0	0	5	3	2	2	0	0	0	1	0
0	0	0	0	3	2	0	0	0	0	0	0	0	0	0	0	0	0	4	0	0	0	0	0	0	0	1	0	0	0	0	0	3	0	0	0	0	0	0	63	16	6	0	0	2	0	7	0	0	0	0	0	0	1	0	0	0	0	0	0	9	7	2	1	0	0	0	11	5	0	1	2	0	0	0	0
0	0	0	0	5	1	1	0	1	0	0	0	0	0	0	0	0	0	3	1	0	0	0	0	0	0	0	0	0	0	0	0	2	0	0	0	0	0	0	44	15	7	4	1	1	0	8	4	2	0	0	0	0	1	0	0	0	0	0	0	10	0	2	3	0	0	0	10	1	0	0	0	0	0	1	0
1	0	0	0	0	1	0	0	0	0	0	0	0	0	0	0	0	0	2	0	0	0	0	0	0	0	1	0	0	0	0	0	2	0	0	0	0	0	0	59	8	0	1	0	0	0	8	1	0	2	0	0	0	1	0	0	0	0	0	0	16	5	3	2	0	0	0	14	3	2	0	0	0	0	0	0
1	**0**	**0**	**0**	**18**	**9**	**1**	**0**	**2**	**0**	**0**	**0**	**0**	**0**	**0**	**0**	**0**	**0**	**12**	**1**	**1**	**0**	**0**	**0**	**0**	**0**	**2**	**0**	**0**	**0**	**0**	**0**	**9**	**0**	**0**	**0**	**0**	**0**	**0**	**239**	**56**	**20**	**7**	**2**	**3**	**0**	**34**	**5**	**2**	**2**	**0**	**0**	**0**	**11**	**0**	**0**	**0**	**0**	**0**	**0**	**54**	**13**	**9**	**10**	**0**	**0**	**0**	**40**	**12**	**4**	**3**	**2**	**0**	**0**	**2**	**0**
0	0	0	0	12	2	0	0	0	0	0	0	0	0	0	0	0	0	3	0	0	0	0	0	0	0	0	0	0	0	0	0	2	0	0	0	0	0	0	73	23	6	3	0	0	0	11	1	0	0	0	0	0	1	0	0	0	0	0	0	20	4	2	0	0	0	0	8	2	0	3	0	0	0	0	0
0	0	0	0	8	1	1	2	0	0	0	0	0	0	0	0	0	0	2	1	0	0	0	0	0	2	0	0	0	0	0	0	5	0	0	0	0	0	0	107	30	1	1	0	0	0	11	2	0	0	0	0	0	1	0	0	0	0	0	0	14	3	4	3	0	1	0	19	2	1	0	0	0	0	0	0
0	0	0	0	17	0	0	0	0	0	0	0	0	0	0	0	0	0	13	1	0	0	0	0	0	0	0	0	0	0	0	0	4	0	0	0	0	0	0	86	19	5	1	0	0	0	8	3	0	1	0	0	0	0	0	0	0	0	0	0	15	4	0	0	0	0	0	19	0	1	1	0	0	0	1	0
0	1	0	0	10	6	1	0	0	0	0	0	0	0	0	0	0	0	2	1	0	0	0	0	0	2	0	0	0	0	0	0	6	0	0	0	0	0	0	85	18	3	2	0	2	0	18	2	1	0	0	0	0	1	0	0	0	0	0	0	13	1	1	0	0	0	0	6	6	3	1	0	0	0	0	1
0	**1**	**0**	**0**	**47**	**9**	**2**	**2**	**0**	**0**	**0**	**0**	**0**	**0**	**0**	**0**	**0**	**0**	**20**	**3**	**0**	**0**	**0**	**0**	**0**	**4**	**0**	**0**	**0**	**0**	**0**	**0**	**17**	**0**	**0**	**0**	**0**	**0**	**0**	**351**	**90**	**15**	**7**	**0**	**2**	**0**	**48**	**8**	**1**	**1**	**0**	**0**	**0**	**3**	**0**	**0**	**0**	**0**	**0**	**0**	**62**	**12**	**7**	**3**	**0**	**1**	**0**	**52**	**10**	**5**	**5**	**0**	**0**	**0**	**1**	**1**
0	0	0	0	16	1	0	0	1	2	0	0	0	0	0	0	0	0	2	0	0	0	0	0	0	0	0	0	0	0	0	0	1	0	0	0	0	0	0	90	17	3	4	1	0	0	14	2	0	1	0	0	0	0	0	0	0	0	0	0	11	4	1	0	0	0	0	13	1	0	1	0	0	0	0	0
0	0	0	0	16	4	0	0	0	0	0	0	0	0	0	0	0	0	4	0	0	0	0	0	0	1	0	0	0	0	0	0	5	0	0	0	0	0	0	134	12	1	1	0	0	0	16	2	0	0	0	0	0	1	1	0	0	0	0	0	13	3	4	0	0	0	0	28	0	0	0	0	0	0	2	2
0	0	0	0	18	5	0	0	1	0	0	0	0	0	0	0	0	0	9	1	0	0	0	0	0	0	1	0	0	0	0	0	3	0	0	0	0	0	0	148	9	2	3	1	2	0	11	1	0	0	0	0	0	1	0	0	0	0	0	0	26	5	0	0	0	0	0	6	0	0	1	0	0	0	0	0
0	1	1	0	24	1	0	0	0	0	0	0	0	0	0	0	0	0	8	0	0	0	0	0	0	0	1	0	0	0	0	0	1	0	0	0	0	0	0	125	9	3	2	1	0	0	16	3	1	0	0	1	0	2	0	0	0	0	0	0	23	1	1	1	0	0	0	4	0	1	1	0	0	0	0	0
0	**1**	**1**	**0**	**74**	**11**	**0**	**0**	**2**	**2**	**0**	**0**	**0**	**0**	**0**	**0**	**0**	**0**	**23**	**1**	**0**	**0**	**0**	**0**	**0**	**1**	**2**	**0**	**0**	**0**	**0**	**0**	**10**	**0**	**0**	**0**	**0**	**0**	**0**	**497**	**47**	**9**	**10**	**3**	**2**	**0**	**57**	**8**	**1**	**1**	**0**	**1**	**0**	**4**	**1**	**0**	**0**	**0**	**0**	**0**	**73**	**13**	**6**	**1**	**0**	**0**	**0**	**51**	**1**	**1**	**3**	**0**	**0**	**0**	**2**	**2**
0	0	0	0	11	4	0	0	0	0	0	0	0	0	0	0	0	0	3	0	0	0	0	0	0	1	0	0	0	0	0	0	2	0	0	0	0	0	0	135	14	1	2	1	0	0	11	3	0	0	0	0	0	0	0	0	0	0	0	0	30	2	3	0	0	1	0	10	0	0	1	0	0	0	0	1
0	0	0	0	4	2	1	0	1	0	1	0	0	0	0	0	0	0	4	1	0	0	0	0	0	1	0	0	0	0	0	0	3	0	0	0	0	0	0	108	8	2	4	2	0	0	11	0	0	0	0	0	0	3	0	0	0	0	0	0	19	3	0	1	0	0	0	8	0	0	0	0	0	0	0	0
0	0	0	0	6	1	0	0	1	1	0	0	0	0	0	0	0	0	2	0	0	0	0	0	0	1	0	0	0	0	0	0	1	0	0	0	0	0	0	109	23	2	1	2	0	0	10	1	0	0	0	0	0	0	0	0	0	0	0	0	17	3	5	2	0	0	0	10	0	0	0	0	0	0	1	0
0	0	0	0	6	1	0	0	0	0	2	0	0	0	0	0	0	0	3	0	0	0	0	0	0	1	0	0	0	0	0	0	3	0	0	0	0	0	0	91	10	2	2	1	2	0	7	1	0	0	0	0	0	0	0	0	0	0	0	0	23	2	0	3	0	0	0	15	0	0	1	0	0	0	1	0
0	**0**	**0**	**0**	**27**	**8**	**1**	**0**	**2**	**1**	**3**	**0**	**0**	**0**	**0**	**0**	**0**	**0**	**12**	**1**	**0**	**0**	**0**	**0**	**0**	**4**	**0**	**0**	**0**	**0**	**0**	**0**	**9**	**0**	**0**	**0**	**0**	**0**	**0**	**443**	**55**	**7**	**9**	**6**	**2**	**0**	**39**	**5**	**0**	**0**	**0**	**0**	**0**	**3**	**0**	**0**	**0**	**0**	**0**	**0**	**89**	**10**	**8**	**6**	**0**	**1**	**0**	**43**	**0**	**0**	**2**	**0**	**0**	**0**	**2**	**1**
0	1	0	0	21	3	2	0	0	2	0	0	0	0	0	0	0	0	14	1	0	0	0	2	0	4	1	1	1	0	0	0	11	1	0	0	0	0	0	319	60	13	8	0	2	1	37	7	3	1	0	0	0	1	0	0	0	0	0	0	65	16	2	5	0	2	0	48	5	3	0	0	0	0	7	1
0	1	0	0	25	6	1	0	1	2	0	0	0	0	0	0	0	0	16	1	0	0	0	2	0	3	1	0	1	0	0	0	13	2	0	0	0	0	0	327	53	14	8	1	2	0	40	10	4	0	0	0	0	1	0	0	0	0	0	0	77	17	1	5	0	2	0	41	4	6	0	0	1	0	6	1
0	1	0	0	26	9	1	0	1	2	0	0	0	0	0	0	0	0	16	2	0	0	0	1	1	4	0	0	0	0	0	0	16	2	0	0	0	0	0	347	59	12	6	2	2	0	49	10	5	0	0	0	0	1	0	0	0	0	0	0	84	20	2	3	0	1	0	40	3	7	1	0	1	0	9	2
0	1	0	0	22	7	1	0	1	3	0	0	0	0	0	0	0	0	14	2	0	0	0	1	1	2	1	0	0	0	0	0	16	1	0	0	0	0	0	310	51	15	6	2	4	0	54	13	5	0	0	0	0	2	0	0	0	0	0	0	92	19	6	1	0	0	0	29	3	9	2	0	1	0	10	2
0	1	0	0	40	6	0	0	1	1	0	0	0	0	0	0	0	0	16	2	0	0	0	0	1	3	3	0	1	0	0	0	15	2	0	0	0	0	0	290	50	17	7	3	2	0	39	10	4	0	0	0	0	7	0	0	0	0	0	0	84	22	9	3	1	0	0	27	2	8	4	0	1	0	9	2
0	0	0	0	40	8	0	0	1	1	0	0	0	0	0	0	0	0	16	1	1	0	0	0	1	3	3	0	1	0	0	0	13	1	0	0	0	0	0	301	58	19	9	3	2	0	44	7	2	0	0	0	0	15	0	0	0	0	0	0	77	19	11	6	1	0	0	25	5	7	6	0	0	0	9	2
0	0	0	0	39	7	0	0	1	1	0	0	0	0	0	0	0	0	16	0	1	0	0	0	0	2	4	0	1	0	0	0	11	1	0	0	0	0	0	280	56	24	9	2	4	0	34	4	1	0	0	0	0	15	0	0	0	0	0	0	65	19	11	7	1	0	0	31	9	4	6	2	0	0	4	1
0	0	0	0	40	8	1	0	2	0	0	0	0	0	0	0	0	0	18	1	1	0	0	0	0	2	3	0	1	0	0	0	11	1	0	0	0	0	0	260	64	26	10	3	3	0	34	5	2	0	0	0	0	15	0	0	0	0	0	0	52	16	9	10	1	0	0	34	9	2	5	2	0	0	3	0
1	0	0	0	18	9	1	0	2	0	0	0	0	0	0	0	0	0	12	1	1	0	0	0	0	0	2	0	0	0	0	0	9	0	0	0	0	0	0	239	56	20	7	2	3	0	34	5	2	2	0	0	0	11	0	0	0	0	0	0	54	13	9	10	0	0	0	40	12	4	3	2	0	0	2	0
0	1	0	0	47	9	2	2	0	0	0	0	0	0	0	0	0	0	20	3	0	0	0	0	0	4	0	0	0	0	0	0	17	0	0	0	0	0	0	351	90	15	7	0	2	0	48	8	1	1	0	0	0	3	0	0	0	0	0	0	62	12	7	3	0	1	0	52	10	5	5	0	0	0	1	1
0	1	0	0	51	8	2	2	1	2	0	0	0	0	0	0	0	0	19	3	0	0	0	0	0	4	0	0	0	0	0	0	16	0	0	0	0	0	0	368	84	12	8	1	2	0	51	9	1	2	0	0	0	2	0	0	0	0	0	0	53	12	6	3	0	1	0	57	9	5	3	0	0	0	1	1
0	1	0	0	59	11	1	0	1	2	0	0	0	0	0	0	0	0	21	2	0	0	0	0	0	3	0	0	0	0	0	0	16	0	0	0	0	0	0	395	66	12	8	1	2	0	56	9	1	2	0	0	0	2	1	0	0	0	0	0	52	12	6	0	0	0	0	66	7	4	3	0	0	0	3	3
0	1	0	0	60	16	1	0	2	2	0	0	0	0	0	0	0	0	17	2	0	0	0	0	0	3	1	0	0	0	0	0	15	0	0	0	0	0	0	457	56	9	10	2	4	0	59	7	1	1	0	0	0	3	1	0	0	0	0	0	63	13	6	0	0	0	0	53	7	3	3	0	0	0	2	3
0	1	1	0	74	11	0	0	2	2	0	0	0	0	0	0	0	0	23	1	0	0	0	0	0	1	2	0	0	0	0	0	10	0	0	0	0	0	0	497	47	9	10	3	2	0	57	8	1	1	0	1	0	4	1	0	0	0	0	0	73	13	6	1	0	0	0	51	1	1	3	0	0	0	2	2
0	1	1	0	69	14	0	0	1	0	0	0	0	0	0	0	0	0	24	1	0	0	0	0	0	2	2	0	0	0	0	0	11	0	0	0	0	0	0	542	44	7	8	3	2	0	54	9	1	0	0	1	0	4	1	0	0	0	0	0	92	11	8	1	0	1	0	48	0	1	3	0	0	0	2	3
0	1	1	0	57	12	1	0	2	0	1	0	0	0	0	0	0	0	24	2	0	0	0	0	0	2	2	0	0	0	0	0	9	0	0	0	0	0	0	516	40	8	11	5	2	0	49	7	1	0	0	1	0	6	0	0	0	0	0	0	98	11	4	2	0	1	0	28	0	1	3	0	0	0	0	1
0	1	1	0	45	8	1	0	2	1	1	0	0	0	0	0	0	0	17	1	0	0	0	0	0	3	1	0	0	0	0	0	7	0	0	0	0	0	0	477	54	8	9	6	0	0	48	7	1	0	0	1	0	5	0	0	0	0	0	0	89	9	9	4	0	1	0	32	0	1	2	0	0	0	1	1
0	0	0	0	27	8	1	0	2	1	3	0	0	0	0	0	0	0	12	1	0	0	0	0	0	4	0	0	0	0	0	0	9	0	0	0	0	0	0	443	55	7	9	6	2	0	39	5	0	0	0	0	0	3	0	0	0	0	0	0	89	10	8	6	0	1	0	43	0	0	2	0	0	0	2	1

Movement V					Movement W							Movement X							Movement Y							Movement Z							Movement AA							Movement AB							Movement AC							Movement AD						
OGV 1	OGV 2	PSV	M/B	Cyc	Cars	LGV	OGV 1	OGV 2	PSV	M/B	Cyc	Cars	LGV	OGV 1	OGV 2	PSV	M/B	Cyc	Cars	LGV	OGV 1	OGV 2	PSV	M/B	Cyc	Cars	LGV	OGV 1	OGV 2	PSV	M/B	Cyc	Cars	LGV	OGV 1	OGV 2	PSV	M/B	Cyc	Cars	LGV	OGV 1	OGV 2	PSV	M/B	Cyc	Cars	LGV	OGV 1	OGV 2	PSV	M/B	Cyc	Cars	LGV	OGV 1	OGV 2	PSV	M/B	Cyc
0	0	0	0	0	38	10	3	0	0	3	0	36	8	1	1	0	2	0	1	0	0	0	0	0	0	0	0	0	0	0	0	0	1	0	0	0	0	0	0	0	0	0	0	0	0	0	1	0	0	0	0	0	0	1	0	0	0	0	0	0
0	0	0	0	0	49	5	2	1	0	0	0	37	7	0	2	0	0	0	0	0	0	0	0	0	0	0	0	0	0	0	0	0	2	0	0	0	0	0	0	0	0	0	0	0	0	0	0	0	0	0	0	0	0	0	0	0	0	0	0	0
0	0	0	1	0	59	6	1	3	0	2	0	61	10	2	0	0	0	0	0	0	0	0	0	0	0	0	0	0	0	0	0	0	1	0	0	0	0	0	0	0	0	0	0	0	0	0	1	0	0	0	0	0	0	0	0	0	0	0	0	0
1	0	0	0	0	58	7	1	0	2	0	0	42	5	4	0	0	2	0	0	0	0	0	0	0	0	0	0	0	0	0	0	0	1	0	0	0	0	0	0	0	0	0	0	0	0	0	1	0	0	0	0	0	0	1	1	0	0	0	0	0
1	**0**	**0**	**1**	**0**	**204**	**28**	**7**	**4**	**2**	**5**	**0**	**176**	**30**	**7**	**3**	**0**	**4**	**0**	**1**	**0**	**0**	**0**	**0**	**0**	**0**	**0**	**0**	**0**	**0**	**0**	**0**	**0**	**5**	**0**	**0**	**0**	**0**	**0**	**0**	**0**	**0**	**0**	**0**	**0**	**0**	**0**	**3**	**0**	**0**	**0**	**0**	**0**	**0**	**2**	**1**	**0**	**0**	**0**	**0**	**0**
0	0	0	0	0	37	1	1	1	0	1	0	33	7	1	0	0	2	0	0	0	0	0	0	0	0	0	0	0	0	0	0	0	2	1	0	0	0	0	0	0	0	0	0	0	0	0	6	1	0	0	0	0	0	11	0	0	0	0	0	0
0	0	0	0	0	23	3	0	0	2	1	0	25	3	4	1	0	1	0	0	0	0	0	0	0	0	0	0	0	0	0	0	0	5	0	0	0	0	0	0	3	0	0	0	0	0	0	10	1	0	0	0	0	0	13	0	0	0	0	0	0
0	1	0	0	0	71	11	2	0	0	0	1	82	13	2	0	0	0	0	1	0	0	0	0	0	0	0	0	0	0	0	0	0	1	0	0	0	0	0	0	3	0	0	0	0	0	0	5	0	0	0	0	0	0	7	2	0	0	0	0	0
0	0	0	0	0	49	8	3	0	0	1	0	60	10	4	0	0	1	0	2	0	0	0	0	0	0	0	0	0	0	0	0	0	0	0	0	0	0	0	0	0	0	0	0	0	0	0	3	1	0	0	0	0	0	1	0	0	0	0	0	0
0	**1**	**0**	**0**	**0**	**180**	**23**	**6**	**1**	**2**	**3**	**1**	**200**	**33**	**11**	**1**	**0**	**4**	**0**	**3**	**0**	**0**	**0**	**0**	**0**	**0**	**0**	**0**	**0**	**0**	**0**	**0**	**0**	**8**	**1**	**0**	**0**	**0**	**0**	**0**	**6**	**0**	**0**	**0**	**0**	**0**	**0**	**24**	**3**	**0**	**0**	**0**	**0**	**0**	**32**	**2**	**0**	**0**	**0**	**0**	**0**
0	0	0	0	0	61	5	0	1	0	0	0	47	11	5	0	0	0	0	1	0	0	0	0	0	0	0	1	0	0	0	0	0	1	0	0	0	0	0	0	1	0	0	0	0	0	0	2	2	0	0	0	0	0	0	0	0	0	0	0	0
0	0	0	0	0	42	6	0	1	0	0	0	41	12	2	0	0	0	0	0	0	0	0	0	0	0	1	0	0	0	0	0	0	1	0	0	0	0	0	0	1	0	0	0	0	0	0	3	0	0	0	0	0	0	0	0	0	0	0	0	0
1	0	0	0	0	43	7	0	0	0	0	0	45	6	2	0	0	0	0	0	0	0	0	0	0	0	0	0	0	0	0	0	0	1	0	1	0	0	0	0	0	0	0	0	0	0	0	3	1	0	0	0	0	0	0	0	0	0	0	0	0
1	0	0	0	0	34	5	2	0	1	1	0	32	1	4	0	0	0	0	1	0	0	0	0	0	0	0	0	0	0	0	0	0	1	0	0	0	0	0	0	0	0	0	0	0	0	0	1	0	0	0	0	0	0	2	0	0	0	0	0	0
2	**0**	**0**	**0**	**0**	**180**	**23**	**2**	**2**	**1**	**1**	**0**	**165**	**30**	**13**	**0**	**0**	**0**	**0**	**2**	**0**	**0**	**0**	**0**	**0**	**0**	**1**	**1**	**0**	**0**	**0**	**0**	**0**	**4**	**0**	**1**	**0**	**0**	**0**	**0**	**2**	**0**	**0**	**0**	**0**	**0**	**0**	**9**	**3**	**0**	**0**	**0**	**0**	**0**	**2**	**0**	**0**	**0**	**0**	**0**	**0**
0	0	0	0	0	58	7	2	0	0	0	0	50	14	2	4	1	2	0	1	0	0	0	0	0	0	0	0	0	0	0	0	0	1	0	0	0	0	0	0	1	0	0	0	0	0	0	1	0	0	0	0	0	0	0	0	0	0	0	0	0
0	0	0	0	0	66	3	7	0	1	1	0	79	6	4	0	1	2	0	1	1	0	0	0	0	0	0	0	0	0	0	0	0	1	0	0	0	0	0	0	0	0	0	0	0	0	0	1	0	0	0	0	0	0	3	0	0	0	0	0	0
0	0	0	0	0	69	8	2	1	0	2	0	90	3	1	0	0	1	0	1	0	0	0	0	0	0	1	0	0	0	0	0	0	1	1	0	0	0	0	0	0	0	0	0	0	0	0	2	0	0	0	0	0	0	1	0	0	0	0	0	0
0	0	0	0	0	72	7	2	0	0	1	0	83	16	2	0	0	1	0	1	2	0	0	0	0	0	0	0	0	0	0	0	0	2	0	0	0	0	0	0	0	0	0	0	0	0	0	2	0	0	0	0	0	0	1	1	0	0	0	0	0
0	**0**	**0**	**0**	**0**	**265**	**25**	**13**	**1**	**1**	**4**	**0**	**302**	**39**	**9**	**4**	**2**	**6**	**0**	**4**	**3**	**0**	**0**	**0**	**0**	**0**	**1**	**0**	**0**	**0**	**0**	**0**	**0**	**5**	**1**	**0**	**0**	**0**	**0**	**0**	**1**	**0**	**0**	**0**	**0**	**0**	**0**	**6**	**0**	**0**	**0**	**0**	**0**	**0**	**5**	**1**	**0**	**0**	**0**	**0**	**0**
0	0	0	0	0	72	5	1	0	0	2	0	81	10	0	0	0	0	0	0	0	0	0	0	0	0	0	0	0	0	0	0	0	4	0	0	0	0	0	0	0	0	0	0	0	0	0	3	0	0	0	0	0	0	1	1	0	0	0	0	0
0	0	0	0	0	65	5	0	0	1	2	0	85	9	2	0	0	1	0	1	0	0	0	0	0	0	0	0	0	0	0	0	0	4	0	0	0	0	0	0	0	0	0	0	0	0	0	2	0	0	0	0	0	0	1	2	0	0	0	0	0
0	0	0	0	0	62	4	0	1	0	0	0	80	6	0	0	0	0	0	1	0	0	0	0	0	0	0	0	0	0	0	0	0	1	1	1	0	0	0	0	0	0	0	0	0	0	0	2	1	0	0	0	0	0	5	0	0	0	0	0	0
0	0	0	0	0	62	5	1	0	0	2	0	82	6	1	0	0	1	0	0	0	0	0	0	0	0	0	0	0	0	0	0	0	8	0	0	0	0	0	0	0	0	0	0	0	0	0	1	0	0	0	0	0	0	2	0	0	0	0	0	0
0	**0**	**0**	**0**	**0**	**261**	**19**	**2**	**1**	**1**	**6**	**0**	**328**	**31**	**3**	**0**	**0**	**2**	**0**	**2**	**0**	**0**	**0**	**0**	**0**	**0**	**0**	**0**	**0**	**0**	**0**	**0**	**0**	**17**	**1**	**1**	**0**	**0**	**0**	**0**	**0**	**0**	**0**	**0**	**0**	**0**	**0**	**8**	**1**	**0**	**0**	**0**	**0**	**0**	**9**	**3**	**0**	**0**	**0**	**0**	**0**
0	0	0	0	0	56	5	0	0	0	0	0	92	9	1	0	0	0	0	0	0	0	0	0	0	0	0	0	0	0	0	0	0	3	0	0	0	0	0	0	0	0	0	0	0	0	0	0	0	0	0	0	0	0	3	0	0	0	0	0	0
0	0	0	0	0	61	5	1	0	1	0	2	65	7	0	1	0	1	0	0	0	0	0	0	0	0	0	0	0	0	0	0	0	1	0	0	0	0	0	0	0	0	0	0	0	0	0	0	0	0	0	0	0	0	1	1	0	0	0	0	0
0	0	0	0	0	56	6	1	1	2	1	0	54	6	0	0	0	0	1	2	1	0	0	0	0	0	0	0	0	0	0	0	0	2	0	0	0	0	0	0	0	0	0	0	0	0	0	0	0	0	0	0	0	0	4	0	0	0	0	0	0
0	0	0	0	0	51	5	2	0	0	1	0	48	4	1	0	0	0	0	1	0	0	0	0	0	0	0	0	0	0	0	0	0	0	1	0	0	0	0	0	0	0	0	0	0	0	0	0	0	0	0	0	0	0	1	0	0	0	0	0	0
0	**0**	**0**	**0**	**0**	**224**	**21**	**4**	**1**	**3**	**2**	**2**	**259**	**26**	**2**	**1**	**0**	**1**	**1**	**3**	**1**	**0**	**0**	**0**	**0**	**0**	**0**	**0**	**0**	**0**	**0**	**0**	**0**	**6**	**1**	**0**	**0**	**0**	**0**	**0**	**0**	**0**	**0**	**0**	**0**	**0**	**0**	**0**	**0**	**0**	**0**	**0**	**0**	**0**	**9**	**1**	**0**	**0**	**0**	**0**	**0**
1	0	0	1	0	204	28	7	4	2	5	0	176	30	7	3	0	4	0	1	0	0	0	0	0	0	0	0	0	0	0	0	0	5	0	0	0	0	0	0	0	0	0	0	0	0	0	3	0	0	0	0	0	0	2	1	0	0	0	0	0
1	0	0	1	0	203	19	5	5	2	3	0	173	29	7	2	0	4	0	0	0	0	0	0	0	0	0	0	0	0	0	0	0	6	1	0	0	0	0	0	0	0	0	0	0	0	0	8	1	0	0	0	0	0	12	1	0	0	0	0	0
1	0	0	1	0	177	17	3	4	4	4	0	161	25	11	1	0	5	0	0	0	0	0	0	0	0	0	0	0	0	0	0	0	9	1	0	0	0	0	0	3	0	0	0	0	0	0	18	2	0	0	0	0	0	25	1	0	0	0	0	0
1	1	0	0	0	189	22	4	1	4	2	1	182	28	11	1	0	5	0	1	0	0	0	0	0	0	0	0	0	0	0	0	0	9	1	0	0	0	0	0	6	0	0	0	0	0	0	22	2	0	0	0	0	0	32	3	0	0	0	0	0
0	1	0	0	0	180	23	6	1	2	3	1	200	33	11	1	0	4	0	3	0	0	0	0	0	0	0	0	0	0	0	0	0	8	1	0	0	0	0	0	6	0	0	0	0	0	0	24	3	0	0	0	0	0	32	2	0	0	0	0	0
0	1	0	0	0	204	27	5	1	2	2	1	214	37	15	1	0	2	0	4	0	0	0	0	0	0	0	1	0	0	0	0	0	7	0	0	0	0	0	0	7	0	0	0	0	0	0	20	4	0	0	0	0	0	21	2	0	0	0	0	0
0	1	0	0	0	223	30	5	2	0	1	1	230	46	13	0	0	1	0	4	0	0	0	0	0	0	1	1	0	0	0	0	0	3	0	0	0	0	0	0	5	0	0	0	0	0	0	13	3	0	0	0	0	0	8	2	0	0	0	0	0
1	0	0	0	0	195	26	3	2	0	1	0	193	39	13	0	0	1	0	3	0	0	0	0	0	0	1	1	0	0	0	0	0	3	0	1	0	0	0	0	2	0	0	0	0	0	0	11	4	0	0	0	0	0	1	0	0	0	0	0	0
2	0	0	0	0	180	23	2	2	1	1	0	165	30	13	0	0	0	0	2	0	0	0	0	0	0	1	1	0	0	0	0	0	4	0	1	0	0	0	0	2	0	0	0	0	0	0	9	3	0	0	0	0	0	2	0	0	0	0	0	0
0	0	0	0	0	265	25	13	1	1	4	0	302	39	9	4	2	6	0	4	3	0	0	0	0	0	1	0	0	0	0	0	0	5	1	0	0	0	0	0	1	0	0	0	0	0	0	6	0	0	0	0	0	0	5	1	0	0	0	0	0
0	0	0	0	0	279	23	12	1	1	6	0	333	35	7	0	1	4	0	3	3	0	0	0	0	0	1	0	0	0	0	0	0	8	1	0	0	0	0	0	0	0	0	0	0	0	0	8	0	0	0	0	0	0	6	2	0	0	0	0	0
0	0	0	0	0	278	25	5	1	1	7	0	339	38	5	0	0	3	0	3	2	0	0	0	0	0	1	0	0	0	0	0	0	11	1	0	0	0	0	0	0	0	0	0	0	0	0	9	0	0	0	0	0	0	4	4	0	0	0	0	0
0	0	0	0	0	271	21	3	1	1	5	0	329	41	4	0	0	2	0	3	2	0	0	0	0	0	0	0	0	0	0	0	0	11	1	1	0	0	0	0	0	0	0	0	0	0	0	9	1	0	0	0	0	0	8	4	0	0	0	0	0
0	0	0	0	0	261	19	2	1	1	6	0	328	31	3	0	0	2	0	2	0	0	0	0	0	0	0	0	0	0	0	0	0	17	1	1	0	0	0	0	0	0	0	0	0	0	0	8	1	0	0	0	0	0	9	3	0	0	0	0	0
0	0	0	0	0	245	19	1	1	1	4	0	339	30	4	0	0	2	0	2	0	0	0	0	0	0	0	0	0	0	0	0	0	16	1	1	0	0	0	0	0	0	0	0	0	0	0	5	1	0	0	0	0	0	11	2	0	0	0	0	0
0	0	0	0	0	241	19	2	1	1	2	2	319	28	2	1	0	2	0	1	0	0	0	0	0	0	0	0	0	0	0	0	0	13	1	1	0	0	0	0	0	0	0	0	0	0	0	3	1	0	0	0	0	0	11	1	0	0	0	0	0
0	0	0	0	0	235	21	3	1	3	3	2	293	28	2	1	0	2	1	2	1	0	0	0	0	0	0	0	0	0	0	0	0	14	0	0	0	0	0	0	0	0	0	0	0	0	0	1	0	0	0	0	0	0	10	1	0	0	0	0	0
0	0	0	0	0	224	21	4	1	3	2	2	259	26	2	1	0	1	1	3	1	0	0	0	0	0	0	0	0	0	0	0	0	6	1	0	0	0	0	0	0	0	0	0	0	0	0	0	0	0	0	0	0	0	9	1	0	0	0	0	0

Advanced Transport Research	*Job Number & Name:*	**10134 Borden**
Site 1 - A249/A2 London Road	*Client:*	**C & A Consulting Engineers**
Queue Lengths	*Date:*	**Tuesday 01 December 2015**

	Key Street		Chestnut Street		A249			A2		Bobbing Hill		Sheppey Way	
Times	**Lane 1**	**Lane 2**	**Lane 1**	**Lane 2**	**Lane 1**	**Lane 2**	**Lane 3**	**Lane 1**	**Lane 2**	**Lane 1**	**Lane 1**	**Lane 2**	**Lane 3**
07:00 - 07:05	0	0	0	0	0	0	0	0	0	0	0	0	1
07:05 - 07:10	3	0	0	0	1	0	2	0	0	0	1	1	0
07:10 - 07:15	3	2	2	0	0	0	2	0	0	0	0	0	2
07:15 - 07:20	2	3	0	0	0	1	1	0	1	0	0	0	3
07:20 - 07:25	7	6	0	0	0	0	2	0	1	0	1	1	1
07:25 - 07:30	3	2	0	0	0	0	4	0	0	0	1	2	8
07:30 - 07:35	2	0	0	0	3	0	1	0	2	0	2	1	2
07:35 - 07:40	3	2	2	1	1	1	8	0	5	0	0	0	7
07:40 - 07:45	3	5	1	0	1	0	6	2	4	0	6	3	1
07:45 - 07:50	3	7	2	0	1	0	1	2	0	0	1	0	7
07:50 - 07:55	3	3	1	0	0	1	20	2	0	1	1	0	3
07:55 - 08:00	3	3	2	0	1	0	11	3	3	0	3	1	3
08:00 - 08:05	3	2	2	0	2	0	8	20	1	0	1	1	6
08:05 - 08:10	4	3	1	0	0	0	0	6	4	0	2	2	6
08:10 - 08:15	5	1	0	0	0	0	3	12	1	0	2	1	0
08:15 - 08:20	4	2	0	0	1	3	4	7	0	2	4	2	1
08:20 - 08:25	5	3	0	0	1	1	2	3	2	0	5	1	6
08:25 - 08:30	3	2	1	0	0	0	5	0	0	0	2	3	2
08:30 - 08:35	3	3	0	0	0	0	5	0	1	1	0	1	2
08:35 - 08:40	4	3	2	0	0	1	8	3	2	0	0	0	1
08:40 - 08:45	3	6	1	0	3	0	5	1	1	0	3	0	4
08:45 - 08:50	3	2	0	0	1	1	0	2	1	0	2	0	0
08:50 - 08:55	1	2	1	0	6	0	8	4	2	0	1	0	5
08:55 - 09:00	2	2	0	0	4	0	2	13	1	1	2	0	2
09:00 - 09:05	1	1	0	0	0	0	8	6	2	0	1	1	2
09:05 - 09:10	0	1	0	0	0	1	4	2	1	0	1	1	4
09:10 - 09:15	1	0	0	0	2	1	2	0	0	0	0	1	0
09:15 - 09:20	2	1	0	0	1	0	1	3	2	0	0	0	1
09:20 - 09:25	1	0	0	0	3	1	0	3	0	1	1	0	1
09:25 - 09:30	0	0	0	0	1	0	1	6	0	1	3	1	1
09:30 - 09:35	1	0	0	0	0	2	4	8	3	0	0	0	4
09:35 - 09:40	0	0	0	0	2	0	1	2	1	0	1	4	2
09:40 - 09:45	1	0	0	0	1	3	5	2	3	0	0	0	5
09:45 - 09:50	1	0	0	0	1	1	3	2	1	0	2	0	0
09:50 - 09:55	1	0	1	0	3	0	1	3	2	0	3	1	1
09:55 - 10:00	2	0	0	0	1	0	0	4	1	0	1	1	1

Advanced Transport Research	*Job Number & Name:*	**10134 Borden**
Site 1 - A249/A2 London Road	*Client:*	**C & A Consulting Engineers**
Queue Lengths	*Date:*	**Tuesday 01 December 2015**

	Key Street		Chestnut Street		A249			A2		Bobbing Hill		Sheppey Way	
Times	**Lane 1**	**Lane 2**	**Lane 1**	**Lane 2**	**Lane 1**	**Lane 2**	**Lane 3**	**Lane 1**	**Lane 2**	**Lane 1**	**Lane 1**	**Lane 2**	**Lane 3**
16:00 - 16:05	0	0	0	0	0	0	5	4	0	0	0	0	1
16:05 - 16:10	0	0	0	0	1	0	2	4	1	0	2	1	1
16:10 - 16:15	0	0	0	0	1	0	7	4	0	0	1	0	1
16:15 - 16:20	0	0	0	0	1	1	3	2	1	0	1	0	2
16:20 - 16:25	2	0	0	0	0	2	5	8	0	0	0	0	0
16:25 - 16:30	3	0	0	0	1	1	3	8	0	1	3	1	0
16:30 - 16:35	2	0	0	0	3	1	10	7	0	0	4	0	1
16:35 - 16:40	0	0	0	0	2	2	13	5	1	1	1	1	0
16:40 - 16:45	0	0	0	0	1	2	4	9	1	0	1	3	1
16:45 - 16:50	0	0	0	0	0	1	7	6	1	1	3	0	2
16:50 - 16:55	0	0	0	0	1	0	8	9	0	1	0	1	4
16:55 - 17:00	2	0	0	0	2	1	5	4	0	0	1	1	4
17:00 - 17:05	0	0	0	0	0	2	4	8	1	1	3	0	0
17:05 - 17:10	0	0	0	0	3	2	3	7	1	2	2	1	2
17:10 - 17:15	2	0	2	0	0	0	6	4	1	2	1	1	7
17:15 - 17:20	0	0	1	0	2	1	10	5	1	0	1	1	8
17:20 - 17:25	2	2	0	0	1	1	8	6	0	1	0	0	2
17:25 - 17:30	2	1	0	0	2	0	12	10	1	0	1	1	3
17:30 - 17:35	0	0	0	0	1	0	9	7	1	0	2	1	1
17:35 - 17:40	2	0	0	0	2	0	1	4	0	0	0	1	3
17:40 - 17:45	0	0	0	0	1	0	2	5	1	0	0	1	2
17:45 - 17:50	2	1	1	0	1	0	1	4	0	0	0	0	3
17:50 - 17:55	2	0	0	0	1	0	3	4	1	1	2	0	1
17:55 - 18:00	0	0	0	0	1	0	1	5	0	0	3	0	0
18:00 - 18:05	0	2	0	0	2	0	6	3	0	2	1	0	6
18:05 - 18:10	2	3	0	0	1	0	7	4	0	0	0	1	3
18:10 - 18:15	3	2	2	0	1	0	7	9	2	0	0	1	1
18:15 - 18:20	0	0	1	0	2	0	1	8	1	0	1	1	2
18:20 - 18:25	2	3	0	0	1	0	4	6	2	0	2	1	0
18:25 - 18:30	2	2	0	0	2	0	5	0	0	0	0	1	2
18:30 - 18:35	0	0	2	0	0	0	3	4	0	0	0	0	3
18:35 - 18:40	0	3	0	0	0	0	3	2	1	0	1	0	3
18:40 - 18:45	2	0	0	0	0	0	1	2	0	0	0	1	0
18:45 - 18:50	2	0	0	0	1	0	2	3	0	0	1	0	1
18:50 - 18:55	0	0	0	0	0	1	3	2	1	0	1	2	1
18:55 - 19:00	0	0	0	0	1	0	2	1	0	0	1	0	1

Advanced Transport Research	*Job Number & Name:*	**10134 Borden**
Site 1 - A249/A2 London Road	*Client:*	**C & A Consulting Engineers**
Site Plan	*Date:*	**Tuesday 01 Dec 2015**

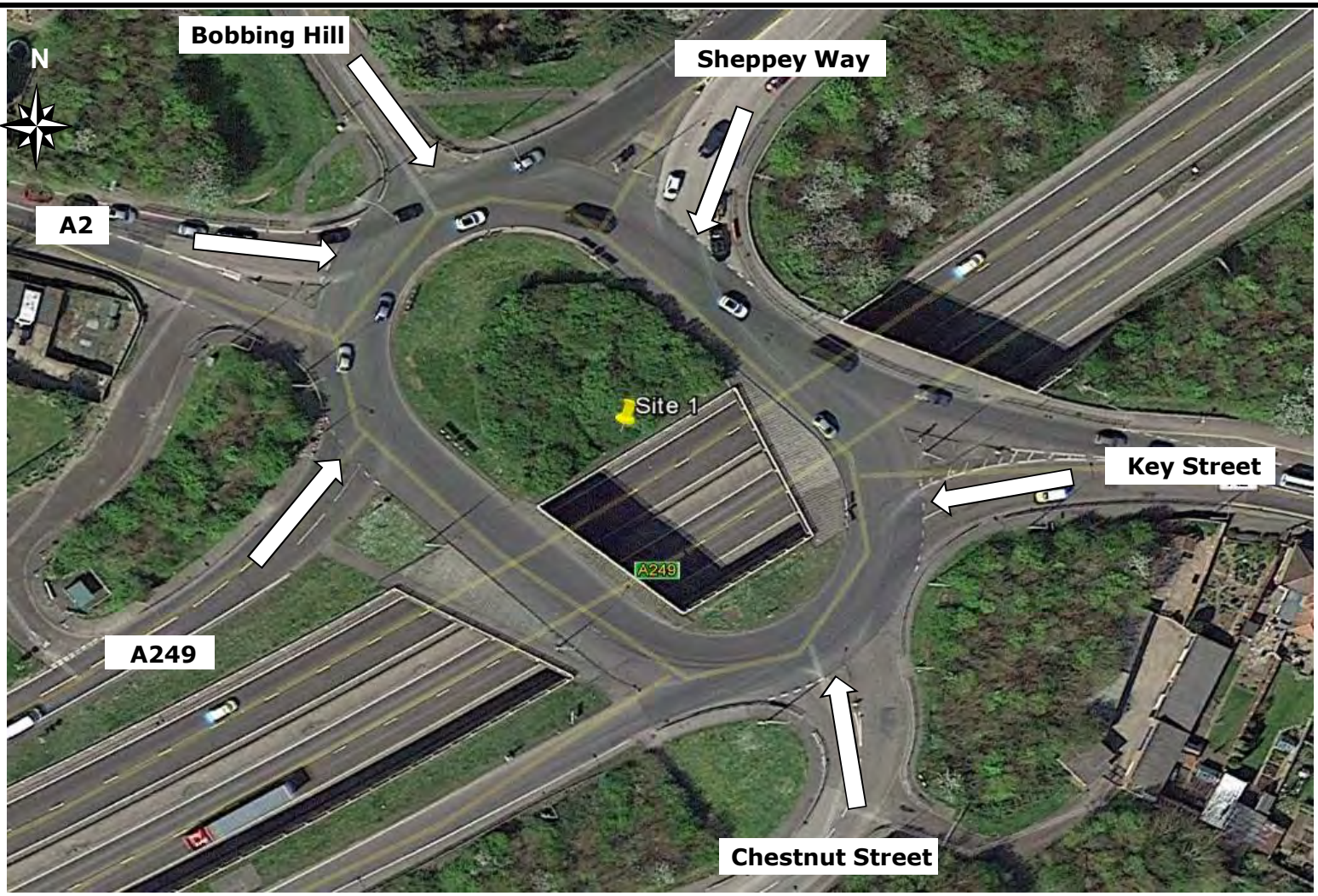

Advanced Transport Research	*Job Number & Name:*	**10134 Borden**
Site 1 - A249/A2 London Road	*Client:*	**C & A Consulting Engineers**
Site Plan	*Date:*	**Tuesday 01 Dec 2015**

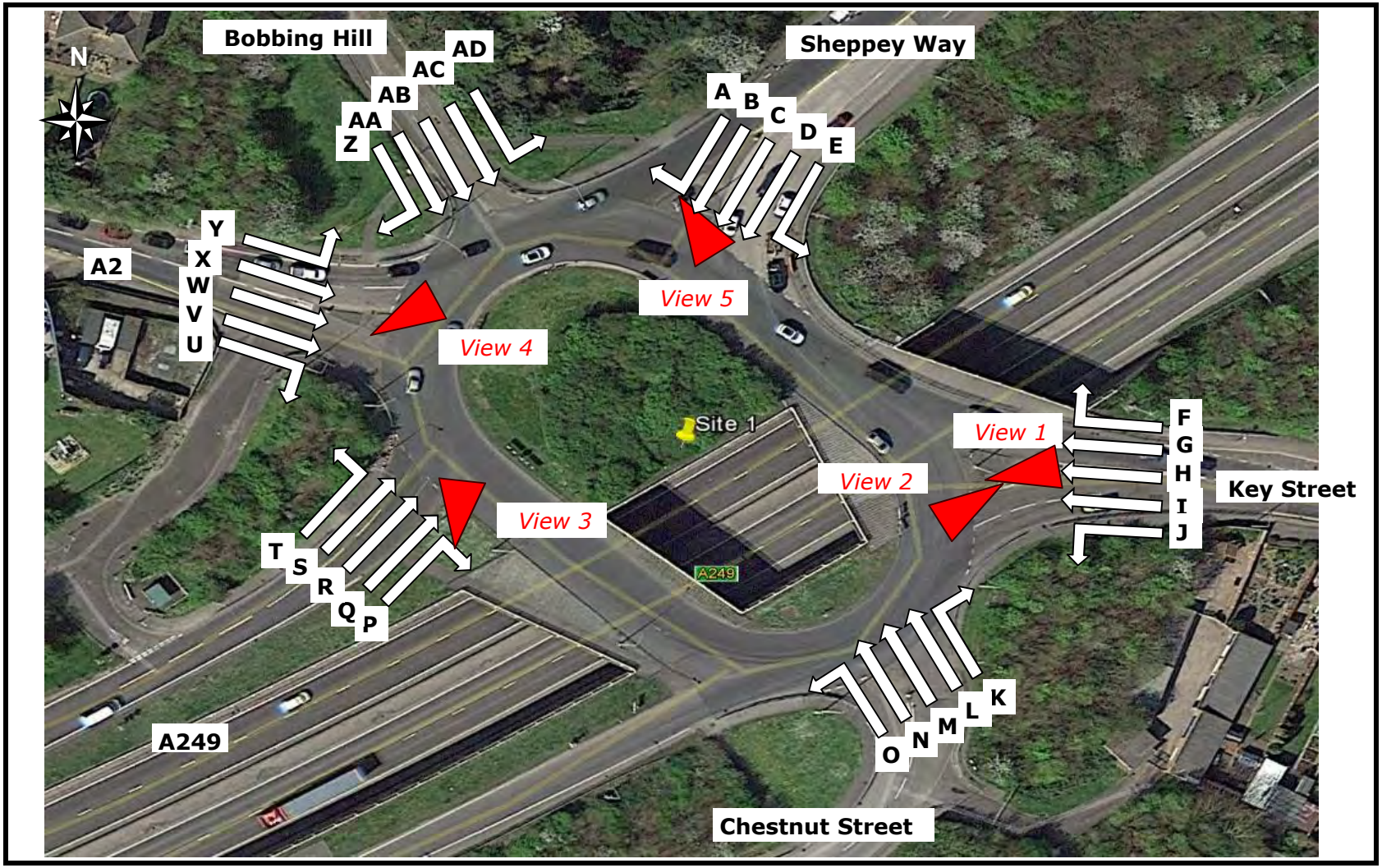

Advanced Transport Research	*Job Number & Name:*	**10134 Borden**
Site 3 - Borden Lane/Chalkwell Road/London Road	*Client:*	**C & A Consulting Engineers**
Site Plan	*Date:*	**Tuesday 01 Dec 2015**

Advanced Transport Research

Site 3 - Borden Lane/London Road/Chalkwell Road

Classified Counts

	Movement A							Movement B							Movement C							Movement D							Movement E							Movement F							Movement G							Movement H								
Times	**Cars**	**LGV**	**OGV1**	**OGV2**	**PSV**	**M/B**	**Cyc**	**Cars**	**LGV**	**OGV1**	**OGV2**	**PSV**	**M/B**	**Cyc**	**Cars**	**LGV**	**OGV1**	**OGV2**	**PSV**	**M/B**	**Cyc**	**Cars**	**LGV**	**OGV1**	**OGV2**	**PSV**	**M/B**	**Cyc**	**Cars**	**LGV**	**OGV1**	**OGV2**	**PSV**	**M/B**	**Cyc**	**Cars**	**LGV**	**OGV1**	**OGV2**	**PSV**	**M/B**	**Cyc**	**Cars**	**LGV**	**OGV1**	**OGV2**	**PSV**	**M/B**	**Cyc**	**Cars**	**LGV**	**OGV1**	**OGV2**	**PSV**	**M/B**	**Cyc**	**Cars**	**LGV**
07:00 - 07:15	9	4	0	0	1	0	0	4	3	1	0	1	0	0	6	2	0	0	0	0	0	0	0	0	0	0	0	0	9	2	1	0	0	0	0	91	26	4	1	2	2	0	7	1	0	0	0	0	1	0	0	0	0	0	0	2	0
07:15 - 07:30	4	0	0	0	1	0	0	10	4	1	0	0	0	0	15	3	0	0	1	0	0	0	0	0	0	0	0	0	9	3	1	0	1	0	0	96	19	4	3	2	1	0	10	1	0	0	0	0	0	0	0	0	0	0	0	10	1
07:30 - 07:45	7	0	1	0	0	0	0	23	1	0	0	0	0	0	25	3	0	0	1	1	0	0	0	0	0	0	0	0	11	1	0	0	0	0	0	80	19	8	2	2	1	1	6	0	0	0	0	0	0	0	0	0	0	0	0	6	1
07:45 - 08:00	9	2	0	0	0	1	0	24	1	0	0	0	0	0	34	3	0	0	1	1	0	0	0	0	0	0	0	0	8	1	0	0	1	0	0	78	11	1	1	0	1	0	8	0	0	0	0	0	0	0	0	0	0	0	0	2	0
Hourly Total	**29**	**6**	**1**	**0**	**2**	**1**	**0**	**61**	**9**	**2**	**0**	**1**	**0**	**0**	**80**	**11**	**0**	**0**	**3**	**2**	**0**	**0**	**0**	**0**	**0**	**0**	**0**	**0**	**37**	**7**	**2**	**0**	**2**	**0**	**0**	**345**	**75**	**17**	**7**	**6**	**5**	**1**	**31**	**2**	**0**	**0**	**0**	**0**	**1**	**0**	**0**	**0**	**0**	**0**	**0**	**20**	**2**
08:00 - 08:15	7	3	0	0	3	0	0	30	1	0	0	0	0	0	31	4	1	1	3	1	0	0	0	0	0	0	0	0	8	2	0	0	1	0	0	88	10	5	4	1	2	0	9	0	0	0	0	0	0	0	0	0	0	0	0	5	1
08:15 - 08:30	9	2	0	0	1	0	0	25	0	1	0	0	0	0	56	1	0	0	1	0	0	0	0	0	0	0	0	0	8	2	1	0	0	0	0	92	8	2	0	0	1	0	3	2	0	0	0	0	0	0	0	0	0	0	0	6	0
08:30 - 08:45	6	0	2	0	0	0	0	35	3	0	0	0	0	0	73	4	0	0	1	0	0	0	0	0	0	0	0	0	14	0	2	0	1	0	0	86	11	2	3	1	0	0	8	0	0	0	0	0	0	0	0	0	0	0	0	6	1
08:45 - 09:00	6	1	0	0	0	0	0	17	1	1	0	0	0	0	34	2	1	0	0	0	0	0	0	0	0	0	0	0	44	3	0	0	2	0	0	83	16	6	3	2	0	0	8	1	0	0	0	0	1	0	0	0	0	0	0	17	0
Hourly Total	**28**	**6**	**2**	**0**	**4**	**0**	**0**	**107**	**5**	**2**	**0**	**0**	**0**	**0**	**194**	**11**	**2**	**1**	**5**	**1**	**0**	**0**	**0**	**0**	**0**	**0**	**0**	**0**	**74**	**7**	**3**	**0**	**4**	**0**	**0**	**349**	**45**	**15**	**10**	**4**	**3**	**0**	**28**	**3**	**0**	**0**	**0**	**0**	**1**	**0**	**0**	**0**	**0**	**0**	**0**	**34**	**2**
09:00 - 09:15	6	1	1	0	0	0	0	11	1	0	0	0	0	0	16	2	0	0	1	0	0	0	0	0	0	0	0	0	21	2	1	0	0	0	0	74	17	6	0	1	2	0	7	2	0	0	0	0	0	0	0	0	0	0	0	10	3
09:15 - 09:30	6	1	1	0	0	0	0	3	0	0	0	0	0	0	13	1	0	0	1	0	0	0	0	0	0	0	0	0	18	5	0	0	1	0	0	74	18	2	4	2	0	1	6	5	0	0	0	0	0	0	0	0	0	0	0	19	2
09:30 - 09:45	5	2	2	0	0	0	0	15	0	0	0	0	0	0	19	4	0	0	0	0	0	0	0	0	0	0	0	0	13	4	2	0	1	0	0	64	19	4	1	1	0	0	11	1	1	0	0	0	0	0	0	0	0	0	0	7	0
09:45 - 10:00	2	3	0	0	0	0	0	15	2	0	0	0	0	0	8	1	0	0	1	0	0	1	0	0	0	0	0	0	17	2	1	1	0	0	0	80	9	4	2	2	1	0	6	1	0	0	0	0	0	0	0	0	0	0	0	6	0
Hourly Total	**19**	**7**	**4**	**0**	**0**	**0**	**0**	**44**	**3**	**0**	**0**	**0**	**0**	**0**	**56**	**8**	**0**	**0**	**3**	**0**	**0**	**1**	**0**	**0**	**0**	**0**	**0**	**0**	**69**	**13**	**4**	**1**	**2**	**0**	**0**	**292**	**63**	**16**	**7**	**6**	**3**	**1**	**30**	**9**	**1**	**0**	**0**	**0**	**0**	**0**	**0**	**0**	**0**	**0**	**0**	**42**	**5**
16:00 - 16:15	6	5	0	0	0	0	0	11	1	0	0	0	0	0	22	2	1	0	2	0	0	0	0	0	0	0	0	0	32	2	0	0	2	1	0	132	14	5	1	2	0	2	11	1	0	0	0	0	0	0	0	0	0	0	0	9	2
16:15 - 16:30	4	2	1	0	0	0	0	18	3	0	0	0	0	0	16	1	0	0	1	1	0	0	0	0	0	0	0	0	19	3	0	0	1	0	0	125	17	2	1	0	1	1	9	2	0	0	0	0	0	0	0	0	0	0	0	4	1
16:30 - 16:45	6	0	0	0	0	0	0	14	4	0	0	0	0	0	21	4	0	0	1	0	0	0	0	0	0	0	0	0	29	5	0	0	1	2	0	146	11	2	2	1	0	0	3	0	0	0	0	0	0	0	0	0	0	0	0	3	2
16:45 - 17:00	2	0	0	0	0	0	0	17	3	0	0	0	0	0	17	0	0	0	1	0	0	0	0	0	0	0	0	0	33	2	0	0	1	1	0	135	8	1	2	0	2	1	4	0	0	0	0	0	0	0	0	0	0	0	0	8	2
Hourly Total	**18**	**7**	**1**	**0**	**0**	**0**	**0**	**60**	**11**	**0**	**0**	**0**	**0**	**0**	**76**	**7**	**1**	**0**	**5**	**1**	**0**	**0**	**0**	**0**	**0**	**0**	**0**	**0**	**113**	**12**	**0**	**0**	**5**	**4**	**0**	**538**	**50**	**10**	**6**	**3**	**3**	**4**	**27**	**3**	**0**	**0**	**0**	**0**	**0**	**0**	**0**	**0**	**0**	**0**	**0**	**24**	**7**
17:00 - 17:15	4	1	0	0	0	0	0	17	2	0	0	0	0	0	15	3	0	0	1	2	1	0	0	0	0	0	0	0	35	4	0	0	2	1	1	160	13	4	0	1	2	1	8	0	0	0	0	0	0	0	0	0	0	0	0	3	0
17:15 - 17:30	2	1	0	0	0	0	0	15	1	0	0	0	0	0	37	4	0	0	1	0	0	0	0	0	0	0	0	0	23	1	0	0	1	0	0	147	8	0	2	2	3	2	8	0	0	0	0	0	0	0	0	0	0	0	0	4	0
17:30 - 17:45	5	0	0	0	0	0	0	11	2	0	0	0	0	0	31	1	0	0	1	0	0	0	0	0	0	0	0	0	30	1	0	0	1	0	0	124	8	3	1	3	0	0	1	0	0	0	0	0	1	0	0	0	0	0	0	4	0
17:45 - 18:00	12	2	0	0	0	0	0	17	1	0	0	0	0	0	17	2	0	0	1	0	0	0	0	0	0	0	0	0	45	2	0	0	1	0	0	122	11	1	2	1	0	0	5	0	0	0	0	0	0	0	0	0	0	0	0	4	0
Hourly Total	**23**	**4**	**0**	**0**	**0**	**0**	**0**	**60**	**6**	**0**	**0**	**0**	**0**	**0**	**100**	**10**	**0**	**0**	**4**	**2**	**1**	**0**	**0**	**0**	**0**	**0**	**0**	**0**	**133**	**8**	**0**	**0**	**5**	**1**	**1**	**553**	**40**	**8**	**5**	**7**	**5**	**3**	**22**	**0**	**0**	**0**	**0**	**1**	**0**	**0**	**0**	**0**	**0**	**0**	**0**	**15**	**0**
18:00 - 18:15	6	0	0	0	0	0	0	17	1	0	0	0	0	0	18	0	0	0	1	0	0	0	0	0	0	0	0	0	26	1	0	0	1	0	0	115	10	3	0	2	2	2	5	2	0	0	0	0	0	0	0	0	0	0	0	3	1
18:15 - 18:30	9	3	0	0	0	0	0	22	0	0	0	0	0	0	17	1	0	0	1	0	0	0	0	0	0	0	0	0	23	1	0	0	1	0	0	88	7	2	1	0	3	2	3	0	0	0	0	0	0	0	0	0	0	0	0	5	0
18:30 - 18:45	11	0	1	0	0	0	0	12	2	0	0	0	0	0	13	3	0	0	0	0	0	0	0	0	0	0	0	0	16	2	0	0	1	0	0	96	4	2	1	1	0	0	4	0	0	0	0	0	0	0	0	0	0	0	0	4	0
18:45 - 19:00	6	2	0	0	0	0	0	14	3	1	0	0	0	0	5	1	0	0	1	0	0	0	0	0	0	0	0	0	10	0	0	0	0	0	0	107	6	4	1	1	3	0	6	0	0	0	0	0	1	0	0	0	0	0	0	7	0
Hourly Total	**32**	**5**	**1**	**0**	**0**	**0**	**0**	**65**	**6**	**1**	**0**	**0**	**0**	**0**	**53**	**5**	**0**	**0**	**3**	**0**	**0**	**0**	**0**	**0**	**0**	**0**	**0**	**0**	**75**	**4**	**0**	**0**	**3**	**0**	**0**	**406**	**27**	**11**	**3**	**4**	**8**	**4**	**18**	**2**	**0**	**0**	**0**	**1**	**0**	**0**	**0**	**0**	**0**	**0**	**0**	**19**	**1**

Job Number & Name: **10134 Borden**
Client: **C & A Consulting Engineers**
Date: **Tuesday 01 December 2015**

Movement I					Movement J							Movement K							Movement L							Movement M							Movement N							Movement O							Movement P						
OGV1	OGV2	PSV	M/B	Cyc	Cars	LGV	OGV1	OGV2	PSV	M/B	Cyc	Cars	LGV	OGV1	OGV2	PSV	M/B	Cyc	Cars	LGV	OGV1	OGV2	PSV	M/B	Cyc	Cars	LGV	OGV1	OGV2	PSV	M/B	Cyc	Cars	LGV	OGV1	OGV2	PSV	M/B	Cyc	Cars	LGV	OGV1	OGV2	PSV	M/B	Cyc	Cars	LGV	OGV1	OGV2	PSV	M/B	Cyc
0	0	0	0	0	5	3	0	0	0	0	0	3	1	1	0	0	0	0	0	0	0	0	0	0	0	3	0	0	0	0	0	0	57	15	7	0	2	2	0	11	2	0	0	0	0	0	0	0	0	0	0	0	0	0
0	0	0	0	0	7	2	0	0	0	0	0	2	0	0	0	0	0	0	0	0	0	0	0	0	0	4	0	0	0	0	0	0	71	9	7	2	0	1	2	9	1	1	0	0	0	0	0	0	0	0	0	0	0	0
0	0	0	1	0	4	0	0	0	0	0	0	2	0	0	0	0	0	0	0	0	0	0	0	0	0	4	1	0	0	0	0	0	97	11	4	3	1	1	0	9	3	0	0	0	0	0	0	0	0	0	0	0	0	0
0	0	0	0	0	11	1	0	0	0	0	0	7	0	0	0	0	0	0	0	0	0	0	0	0	0	6	0	0	0	0	0	0	107	23	7	3	0	3	4	7	0	0	0	0	0	0	0	0	0	0	0	0	0	0
0	**0**	**0**	**1**	**0**	**27**	**6**	**0**	**0**	**0**	**0**	**0**	**14**	**1**	**1**	**0**	**0**	**0**	**0**	**0**	**0**	**0**	**0**	**0**	**0**	**0**	**17**	**1**	**0**	**0**	**0**	**0**	**0**	**332**	**58**	**25**	**8**	**3**	**7**	**6**	**36**	**6**	**1**	**0**	**0**	**0**	**0**	**0**	**0**	**0**	**0**	**0**	**0**	**0**	**0**
0	0	0	0	0	11	0	0	0	0	0	0	7	1	0	0	0	0	0	0	0	0	0	0	0	0	6	0	0	0	0	0	0	105	14	2	0	2	1	1	3	1	0	0	0	0	0	0	0	0	0	0	0	0	0
1	0	0	0	0	14	2	0	0	0	0	0	6	0	0	0	0	0	0	0	0	0	0	0	0	0	12	0	0	0	0	0	0	90	11	5	1	4	1	1	13	1	1	0	0	0	0	0	0	0	0	0	0	0	0
0	0	0	0	0	5	0	0	0	0	0	0	10	1	0	0	0	0	1	0	0	0	0	0	0	0	11	0	0	0	0	0	0	111	12	5	2	1	0	0	13	1	0	0	0	0	0	0	0	0	0	0	0	0	0
0	0	0	0	0	24	0	0	0	0	0	0	11	1	0	0	0	0	0	0	0	0	0	0	0	0	3	0	0	0	0	0	0	108	21	2	3	0	0	1	16	3	0	0	0	0	0	0	0	0	0	0	0	0	0
1	**0**	**0**	**0**	**0**	**54**	**2**	**0**	**0**	**0**	**0**	**0**	**34**	**3**	**0**	**0**	**0**	**0**	**1**	**0**	**0**	**0**	**0**	**0**	**0**	**0**	**32**	**0**	**0**	**0**	**0**	**0**	**0**	**414**	**58**	**14**	**6**	**7**	**2**	**3**	**45**	**6**	**1**	**0**	**0**	**0**	**0**	**0**	**0**	**0**	**0**	**0**	**0**	**0**	**0**
0	0	0	0	0	19	0	0	0	0	0	0	5	0	0	0	0	0	0	0	0	0	0	0	0	0	4	1	0	0	0	0	0	107	16	4	2	1	1	1	14	2	1	0	0	0	0	0	0	0	0	0	0	0	0
0	0	0	0	0	13	0	1	0	0	0	0	8	0	0	0	0	0	0	0	0	0	0	0	0	0	5	0	0	0	0	0	0	111	7	3	3	1	0	0	8	4	0	0	0	0	0	0	0	0	0	0	0	0	0
0	0	0	0	0	8	1	1	0	0	0	0	3	0	0	0	0	1	0	0	0	0	0	0	0	0	3	0	0	0	0	0	0	108	13	4	3	1	1	0	7	3	0	0	0	0	0	0	0	0	0	0	0	0	0
1	0	0	0	0	14	1	1	0	0	0	0	3	0	0	0	0	0	1	0	0	0	0	0	0	0	1	0	0	0	0	0	0	79	21	5	0	2	0	0	8	2	0	0	0	0	0	0	0	0	0	0	0	0	0
1	**0**	**0**	**0**	**0**	**54**	**2**	**3**	**0**	**0**	**0**	**0**	**19**	**0**	**0**	**0**	**0**	**1**	**1**	**0**	**0**	**0**	**0**	**0**	**0**	**0**	**13**	**1**	**0**	**0**	**0**	**0**	**0**	**405**	**57**	**16**	**8**	**5**	**2**	**1**	**37**	**11**	**1**	**0**	**0**	**0**	**0**	**0**	**0**	**0**	**0**	**0**	**0**	**0**	**0**

1	0	0	0	0	4	2	0	0	0	0	0	6	1	1	0	0	0	0	0	0	0	0	0	0	0	14	0	1	0	0	0	0	106	17	4	1	1	1	0	13	6	0	0	0	0	0	0	0	0	0	0	0	0	0
0	0	0	0	0	16	2	0	0	0	0	0	8	0	0	0	0	0	0	0	0	0	0	0	0	0	4	1	0	0	0	0	0	109	17	1	3	0	3	0	9	3	1	0	0	0	0	0	0	0	0	0	0	0	0
0	0	0	0	0	12	5	0	0	0	0	0	6	2	0	0	0	0	0	0	0	0	0	0	0	0	4	2	0	0	0	0	0	91	15	2	0	2	2	0	3	1	0	0	0	0	0	0	0	0	0	0	0	0	0
0	0	0	0	0	26	4	0	0	0	0	0	12	0	0	0	0	0	0	0	0	0	0	0	0	0	4	0	0	0	0	0	0	107	13	2	2	1	3	3	7	0	0	0	0	0	0	0	0	0	0	0	0	0	0
1	**0**	**0**	**0**	**0**	**58**	**13**	**0**	**0**	**0**	**0**	**0**	**32**	**3**	**1**	**0**	**0**	**0**	**0**	**0**	**0**	**0**	**0**	**0**	**0**	**0**	**26**	**3**	**1**	**0**	**0**	**0**	**0**	**413**	**62**	**9**	**6**	**4**	**9**	**3**	**32**	**10**	**1**	**0**	**0**	**0**	**0**	**0**	**0**	**0**	**0**	**0**	**0**	**0**	**0**
0	0	0	0	0	11	3	0	0	0	0	0	5	1	0	0	0	0	0	0	0	0	0	0	0	0	8	1	0	0	0	0	0	105	9	6	2	2	0	0	14	2	1	0	0	0	0	0	0	0	0	0	0	0	0
0	0	0	0	0	21	2	0	0	0	0	0	9	3	0	0	0	0	0	0	0	0	0	0	0	0	10	2	0	0	0	0	0	92	13	2	3	2	0	1	13	3	0	0	0	0	0	0	0	0	0	0	0	0	0
0	0	0	0	0	12	2	0	0	0	0	0	10	1	0	0	0	0	0	0	0	0	0	0	0	0	3	0	0	0	0	0	0	105	14	3	1	0	0	0	13	3	0	0	0	0	0	0	0	0	0	0	0	0	0
0	0	0	0	0	16	6	0	0	0	0	0	7	0	0	0	0	0	0	0	0	0	0	0	0	0	7	0	0	0	0	0	0	114	14	1	2	0	1	0	9	0	0	0	0	0	0	0	0	0	0	0	0	0	0
0	**0**	**0**	**0**	**0**	**60**	**13**	**0**	**0**	**0**	**0**	**0**	**31**	**5**	**0**	**0**	**0**	**0**	**0**	**0**	**0**	**0**	**0**	**0**	**0**	**0**	**28**	**3**	**0**	**0**	**0**	**0**	**0**	**416**	**50**	**12**	**8**	**4**	**1**	**1**	**49**	**8**	**1**	**0**	**0**	**0**	**0**	**0**	**0**	**0**	**0**	**0**	**0**	**0**	**0**
0	0	0	0	0	9	2	0	0	0	0	1	3	0	0	0	0	0	0	0	0	0	0	0	0	0	9	0	0	0	0	0	0	89	16	4	3	3	0	0	12	2	0	0	0	0	0	0	0	0	0	0	0	0	0
0	0	0	0	0	10	3	0	0	0	0	0	7	0	0	0	0	0	0	0	0	0	0	0	0	0	4	0	0	0	0	0	0	113	13	2	1	2	0	2	10	3	0	0	2	0	0	0	0	0	0	0	0	0	0
0	0	0	0	0	16	0	0	0	0	0	0	6	0	0	0	0	0	0	0	0	0	0	0	0	0	5	0	1	0	0	0	0	86	10	0	4	2	1	0	12	5	0	0	1	0	0	0	0	0	0	0	0	0	0
1	0	0	0	0	7	3	0	0	0	0	0	7	0	0	0	0	0	0	0	0	0	0	0	0	0	8	0	0	0	0	0	0	110	11	2	3	1	1	1	7	0	0	0	0	0	0	0	0	0	0	0	0	0	0
1	**0**	**0**	**0**	**0**	**42**	**8**	**0**	**0**	**0**	**0**	**1**	**23**	**0**	**0**	**0**	**0**	**0**	**0**	**0**	**0**	**0**	**0**	**0**	**0**	**0**	**26**	**0**	**1**	**0**	**0**	**0**	**0**	**398**	**50**	**8**	**11**	**8**	**2**	**3**	**41**	**10**	**0**	**0**	**3**	**0**	**0**	**0**	**0**	**0**	**0**	**0**	**0**	**0**	**0**

advanced transport research

Job Number & Name:	10134 Borden
Site Number/Name:	Site 4 - Borden Lane/Homewood Avenue/Adelaide Drive
Client:	C & A Consulting Engineers
Date:	01/12/2015
Weather:	Cloudy, Dry
Comments:	None

Advanced Transport Research	*Job Number & Name:*	**10134 Borden**
Site 4 - Borden Lane/Homewood Avenue/Adelaide	*Client:*	**C & A Consulting Engineers**
Queue Lengths	*Date:*	**Tuesday 01 December 2015**

	Adelaide Drive		Homewood Avenue	
Times	**Lane 1**	**Lane 2**	**Lane 1**	**Lane 2**
07:00 - 07:05	1	0	2	0
07:05 - 07:10	1	0	1	0
07:10 - 07:15	4	0	2	0
07:15 - 07:20	3	2	2	0
07:20 - 07:25	2	1	2	0
07:25 - 07:30	2	1	2	0
07:30 - 07:35	1	1	7	0
07:35 - 07:40	6	1	4	0
07:40 - 07:45	5	1	4	0
07:45 - 07:50	3	1	7	0
07:50 - 07:55	4	1	5	0
07:55 - 08:00	5	1	4	0
08:00 - 08:05	1	1	3	0
08:05 - 08:10	13	2	3	0
08:10 - 08:15	3	2	3	0
08:15 - 08:20	4	2	3	0
08:20 - 08:25	3	1	3	0
08:25 - 08:30	3	2	4	0
08:30 - 08:35	4	2	4	0
08:35 - 08:40	5	3	4	0
08:40 - 08:45	0	1	3	0
08:45 - 08:50	2	3	4	0
08:50 - 08:55	6	2	8	0
08:55 - 09:00	2	1	6	1
09:00 - 09:05	2	2	4	1
09:05 - 09:10	4	1	3	1
09:10 - 09:15	1	2	5	1
09:15 - 09:20	3	2	2	1
09:20 - 09:25	1	1	5	0
09:25 - 09:30	3	1	4	0
09:30 - 09:35	0	1	1	0
09:35 - 09:40	3	1	3	0
09:40 - 09:45	1	1	2	0
09:45 - 09:50	2	1	3	0
09:50 - 09:55	1	0	3	0
09:55 - 10:00	7	1	1	1

Count in Vehicles

Lane 1 = Nearest Kerb

Advanced Transport Research *Job Number & Name:*	**10134 Borden**
Site 4 - Borden Lane/Homewood Avenue/Adelaide *Client:*	**C & A Consulting Engineers**
Queue Lengths *Date:*	**Tuesday 01 December 2015**

	Adelaide Drive		Homewood Avenue	
Times	**Lane 1**	**Lane 2**	**Lane 1**	**Lane 2**
16:00 - 16:05	7	1	4	1
16:05 - 16:10	5	2	3	0
16:10 - 16:15	0	2	4	0
16:15 - 16:20	5	2	6	0
16:20 - 16:25	6	2	7	0
16:25 - 16:30	2	2	8	0
16:30 - 16:35	2	2	4	0
16:35 - 16:40	7	0	5	0
16:40 - 16:45	6	1	6	0
16:45 - 16:50	2	0	5	0
16:50 - 16:55	9	1	4	1
16:55 - 17:00	8	2	1	0
17:00 - 17:05	3	1	4	0
17:05 - 17:10	1	1	5	1
17:10 - 17:15	4	1	2	0
17:15 - 17:20	4	1	4	0
17:20 - 17:25	6	1	3	0
17:25 - 17:30	6	2	3	0
17:30 - 17:35	3	0	4	0
17:35 - 17:40	3	2	5	0
17:40 - 17:45	1	0	3	0
17:45 - 17:50	4	4	7	0
17:50 - 17:55	4	0	4	0
17:55 - 18:00	5	0	7	0
18:00 - 18:05	3	2	3	0
18:05 - 18:10	3	2	1	0
18:10 - 18:15	5	3	6	0
18:15 - 18:20	3	2	6	0
18:20 - 18:25	3	1	6	0
18:25 - 18:30	5	1	4	0
18:30 - 18:35	2	0	11	0
18:35 - 18:40	6	0	5	0
18:40 - 18:45	2	0	2	0
18:45 - 18:50	2	1	3	0
18:50 - 18:55	4	3	3	0
18:55 - 19:00	2	3	4	0

Advanced Transport Research	*Job Number & Name:*	**10134 Borden**
Site 4 - Borden Lane/Homewood Avenue/Adelaide Drive	*Client:*	**C & A Consulting Engineers**
Site Plan	*Date:*	**Tuesday 01 Dec 2015**



Advanced Transport Research	*Job Number & Name:*	**10134 Borden**
Site 4 - Borden Lane/Homewood Avenue/Adelaide Drive	*Client:*	**C & A Consulting Engineers**
Site Plan	*Date:*	**Tuesday 01 Dec 2015**

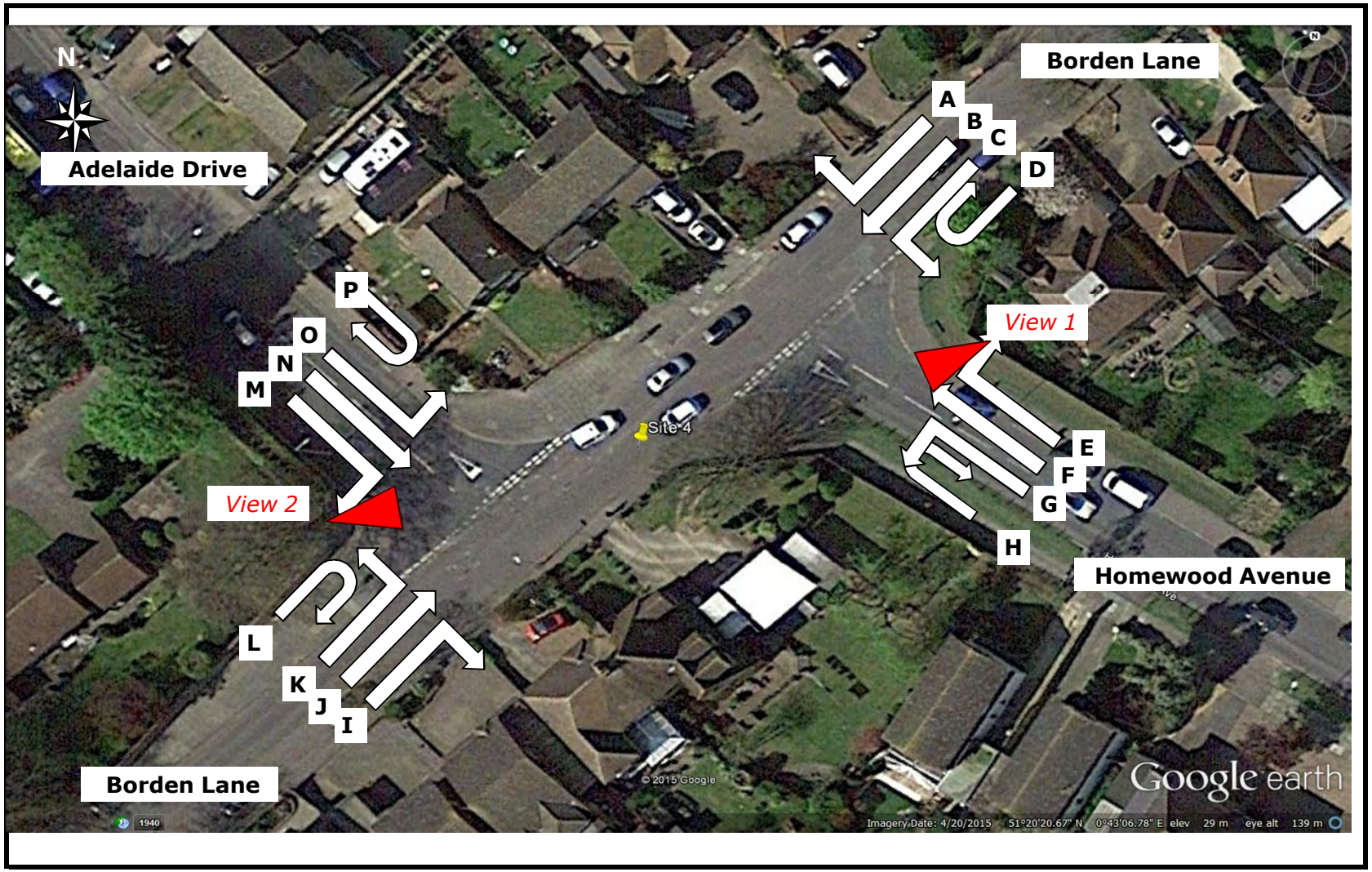

Advanced Transport Research

Site 4 - Borden Lane/Homewood Avenue/Adelaide Drive

Classified Counts

	Movement A							Movement B							Movement C							Movement D							Movement E							Movement F							Movement G							Movement H								
Times	**Cars**	**LGV**	**OGV1**	**OGV2**	**PSV**	**M/B**	**Cyc**	**Cars**	**LGV**	**OGV1**	**OGV2**	**PSV**	**M/B**	**Cyc**	**Cars**	**LGV**	**OGV1**	**OGV2**	**PSV**	**M/B**	**Cyc**	**Cars**	**LGV**	**OGV1**	**OGV2**	**PSV**	**M/B**	**Cyc**	**Cars**	**LGV**	**OGV1**	**OGV2**	**PSV**	**M/B**	**Cyc**	**Cars**	**LGV**	**OGV1**	**OGV2**	**PSV**	**M/B**	**Cyc**	**Cars**	**LGV**	**OGV1**	**OGV2**	**PSV**	**M/B**	**Cyc**	**Cars**	**LGV**	**OGV1**	**OGV2**	**PSV**	**M/B**	**Cyc**	**Cars**	**LGV**
07:00 - 07:15	5	0	0	0	0	0	0	11	4	0	0	0	0	0	6	1	0	0	0	0	0	0	0	0	0	0	0	0	6	2	1	0	0	0	0	58	9	0	0	0	1	0	12	3	0	0	0	0	0	0	0	0	0	0	0	5	1
07:15 - 07:30	1	0	0	0	0	0	0	18	5	1	0	0	0	1	5	1	0	0	0	0	0	0	0	0	0	0	0	0	7	1	0	0	0	0	0	52	10	0	0	0	0	0	20	4	1	0	0	0	0	0	0	0	0	0	0	4	1
07:30 - 07:45	6	0	0	0	0	0	0	19	2	0	0	0	0	0	14	1	0	0	0	0	0	0	0	0	0	0	0	0	3	0	0	0	0	0	0	64	10	2	0	0	0	0	16	1	1	0	0	0	0	0	0	0	0	0	0	8	0
07:45 - 08:00	2	2	0	0	0	0	0	21	1	0	0	0	0	0	19	0	0	0	0	0	0	0	0	0	0	0	0	0	11	0	0	0	0	0	0	64	9	2	0	0	0	0	15	2	1	0	0	0	0	1	0	0	0	0	0	11	0
Hourly Total	**14**	**2**	**0**	**0**	**0**	**0**	**0**	**69**	**12**	**1**	**0**	**0**	**0**	**1**	**44**	**3**	**0**	**0**	**0**	**0**	**0**	**0**	**0**	**0**	**0**	**0**	**0**	**0**	**27**	**3**	**1**	**0**	**0**	**0**	**0**	**238**	**38**	**4**	**0**	**0**	**1**	**0**	**63**	**10**	**3**	**0**	**0**	**0**	**0**	**1**	**0**	**0**	**0**	**0**	**0**	**28**	**2**
08:00 - 08:15	1	0	0	0	0	0	0	30	1	0	0	0	0	0	16	0	0	0	0	0	0	0	0	0	0	0	0	0	7	2	0	0	0	0	0	63	6	0	0	0	0	0	19	2	0	0	0	0	0	0	0	0	0	0	0	19	2
08:15 - 08:30	5	0	0	0	0	0	0	21	2	0	0	0	0	0	20	1	1	0	0	0	0	0	0	0	0	0	0	0	9	0	0	0	0	0	0	70	4	0	0	0	0	0	20	2	1	0	0	0	0	0	0	0	0	0	0	28	0
08:30 - 08:45	2	0	0	0	0	0	0	22	3	1	0	0	0	0	37	0	0	0	0	0	0	0	0	0	0	0	0	0	9	1	0	0	0	0	0	67	6	1	1	0	0	0	19	1	0	0	0	0	0	0	0	0	0	0	0	14	1
08:45 - 09:00	0	0	0	0	0	0	0	14	1	1	0	0	0	0	15	1	0	0	0	0	0	0	0	0	0	0	0	0	27	0	0	0	0	0	0	90	3	0	0	0	0	0	17	2	0	0	0	0	0	0	0	0	0	0	0	18	2
Hourly Total	**8**	**0**	**0**	**0**	**0**	**0**	**0**	**87**	**7**	**2**	**0**	**0**	**0**	**0**	**88**	**2**	**1**	**0**	**0**	**0**	**0**	**0**	**0**	**0**	**0**	**0**	**0**	**0**	**52**	**3**	**0**	**0**	**0**	**0**	**0**	**290**	**19**	**1**	**1**	**0**	**0**	**0**	**75**	**7**	**1**	**0**	**0**	**0**	**0**	**0**	**0**	**0**	**0**	**0**	**0**	**79**	**5**
09:00 - 09:15	2	0	0	0	0	0	0	5	2	0	0	0	0	0	13	2	0	0	0	0	0	0	0	0	0	0	0	0	17	1	0	0	0	0	0	77	4	5	3	0	0	0	12	3	0	0	0	0	0	0	0	0	0	0	0	8	0
09:15 - 09:30	0	1	0	0	0	0	0	7	2	0	0	0	0	0	6	3	0	0	0	0	0	0	0	0	0	0	0	0	16	0	1	0	0	0	0	67	5	1	0	0	0	0	12	1	1	0	0	0	0	0	0	0	0	0	0	9	0
09:30 - 09:45	2	1	0	0	0	0	0	14	0	1	0	0	0	0	15	1	0	0	0	0	0	0	0	0	0	0	0	0	9	1	1	0	0	1	0	52	9	0	0	0	0	0	7	0	0	0	0	0	0	0	0	0	0	0	0	7	3
09:45 - 10:00	2	0	0	0	0	0	0	8	1	0	0	0	0	0	13	0	0	0	0	0	0	0	0	0	0	0	0	0	7	1	1	0	0	0	0	55	6	3	0	0	1	0	5	0	0	0	0	0	0	0	0	0	0	0	0	11	0
Hourly Total	**6**	**2**	**0**	**0**	**0**	**0**	**0**	**34**	**5**	**1**	**0**	**0**	**0**	**0**	**47**	**6**	**0**	**0**	**0**	**0**	**0**	**0**	**0**	**0**	**0**	**0**	**0**	**0**	**49**	**3**	**3**	**0**	**0**	**1**	**0**	**251**	**24**	**9**	**3**	**0**	**1**	**0**	**36**	**4**	**1**	**0**	**0**	**0**	**0**	**0**	**0**	**0**	**0**	**0**	**0**	**35**	**3**
16:00 - 16:15	3	1	0	0	0	0	0	13	1	0	0	0	0	0	22	1	1	0	0	0	0	0	0	0	0	0	0	0	10	4	0	0	0	0	0	71	9	2	0	0	1	0	9	0	0	0	0	0	0	0	0	0	0	0	0	12	1
16:15 - 16:30	3	0	0	0	0	0	0	20	3	0	0	0	0	0	9	3	0	0	0	0	0	0	0	0	0	0	0	0	21	3	0	0	0	0	0	83	10	1	0	0	0	0	16	0	0	0	0	0	0	0	0	0	0	0	0	10	2
16:30 - 16:45	1	1	0	0	0	0	0	14	3	0	0	0	0	0	10	2	0	0	0	0	0	0	0	0	0	0	0	0	8	3	0	0	0	0	0	91	8	1	0	0	0	0	8	0	0	0	0	0	0	0	0	0	0	0	0	29	4
16:45 - 17:00	1	0	0	0	0	0	0	13	0	0	0	0	0	0	13	2	0	0	0	0	0	0	0	0	0	0	0	0	17	3	0	0	0	0	0	72	5	0	0	0	0	0	13	1	0	0	0	0	0	0	0	0	0	0	0	20	1
Hourly Total	**8**	**2**	**0**	**0**	**0**	**0**	**0**	**60**	**7**	**0**	**0**	**0**	**0**	**0**	**54**	**8**	**1**	**0**	**0**	**0**	**0**	**0**	**0**	**0**	**0**	**0**	**0**	**0**	**56**	**13**	**0**	**0**	**0**	**0**	**0**	**317**	**32**	**4**	**0**	**0**	**1**	**0**	**46**	**1**	**0**	**0**	**0**	**0**	**0**	**0**	**0**	**0**	**0**	**0**	**0**	**71**	**8**
17:00 - 17:15	2	0	0	0	0	0	0	9	2	0	0	0	0	1	20	2	0	0	0	0	0	0	0	0	0	0	0	0	9	5	0	0	0	0	0	75	6	0	0	0	0	0	15	1	1	0	0	0	0	0	0	0	0	0	0	19	2
17:15 - 17:30	4	0	0	0	0	0	0	15	2	0	0	0	0	0	17	1	0	0	0	0	0	0	0	0	0	0	0	0	12	2	0	0	0	0	0	84	3	0	0	0	0	0	13	1	1	0	0	0	0	0	1	0	0	0	0	9	0
17:30 - 17:45	3	0	0	0	0	0	0	8	0	0	0	0	0	0	10	0	0	0	0	0	0	0	0	0	0	0	0	0	13	1	0	0	0	0	0	80	3	0	0	0	0	0	12	1	0	0	0	0	0	0	0	0	0	0	0	12	0
17:45 - 18:00	4	0	0	0	0	0	0	15	0	0	0	0	0	0	11	1	0	0	0	0	0	0	0	0	0	0	0	0	16	3	0	0	0	0	1	76	4	0	1	0	0	0	7	2	0	0	0	0	0	0	0	0	0	0	0	19	2
Hourly Total	**13**	**0**	**0**	**0**	**0**	**0**	**0**	**47**	**4**	**0**	**0**	**0**	**0**	**1**	**58**	**4**	**0**	**0**	**0**	**0**	**0**	**0**	**0**	**0**	**0**	**0**	**0**	**0**	**50**	**11**	**0**	**0**	**0**	**0**	**1**	**315**	**16**	**0**	**1**	**0**	**0**	**0**	**47**	**5**	**2**	**0**	**0**	**0**	**0**	**0**	**1**	**0**	**0**	**0**	**0**	**59**	**4**
18:00 - 18:15	3	1	0	0	0	0	0	11	1	0	0	0	0	0	19	2	0	0	0	0	0	0	0	0	0	0	0	0	9	2	0	0	0	0	0	60	1	0	0	0	0	0	11	1	0	0	0	0	0	0	0	0	0	0	0	15	3
18:15 - 18:30	0	1	0	0	0	0	0	13	0	0	0	0	0	0	17	2	0	0	0	0	0	0	0	0	0	0	0	0	11	2	0	0	0	0	0	52	5	0	0	0	0	0	12	0	0	0	0	0	0	0	0	0	0	0	0	14	1
18:30 - 18:45	1	0	0	0	0	0	0	9	1	0	0	0	0	0	16	2	1	0	0	0	0	0	0	0	0	0	0	0	11	1	0	0	0	0	0	67	3	0	0	0	0	0	11	1	0	0	0	0	0	0	0	0	0	0	0	13	0
18:45 - 19:00	4	0	0	0	0	0	0	17	0	0	0	0	2	0	10	2	1	0	0	0	0	0	0	0	0	0	0	0	7	1	0	0	0	0	0	49	4	0	0	0	0	2	7	0	0	0	0	0	0	0	0	0	0	0	0	7	2
Hourly Total	**8**	**2**	**0**	**0**	**0**	**0**	**0**	**50**	**2**	**0**	**0**	**0**	**2**	**0**	**62**	**8**	**2**	**0**	**0**	**0**	**0**	**0**	**0**	**0**	**0**	**0**	**0**	**0**	**38**	**6**	**0**	**0**	**0**	**0**	**0**	**228**	**13**	**0**	**0**	**0**	**0**	**2**	**41**	**2**	**0**	**0**	**0**	**0**	**0**	**0**	**0**	**0**	**0**	**0**	**0**	**49**	**6**

Job Number & Name: **10134 Borden**
Client: **C & A Consulting Engineers**
Date: **Tuesday 01 December 2015**

Movement I					Movement J							Movement K							Movement L							Movement M							Movement N							Movement O							Movement P						
OGV1	OGV2	PSV	M/B	Cyc	Cars	LGV	OGV1	OGV2	PSV	M/B	Cyc	Cars	LGV	OGV1	OGV2	PSV	M/B	Cyc	Cars	LGV	OGV1	OGV2	PSV	M/B	Cyc	Cars	LGV	OGV1	OGV2	PSV	M/B	Cyc	Cars	LGV	OGV1	OGV2	PSV	M/B	Cyc	Cars	LGV	OGV1	OGV2	PSV	M/B	Cyc	Cars	LGV	OGV1	OGV2	PSV	M/B	Cyc
0	0	0	0	1	5	2	0	0	0	0	0	9	2	0	0	0	0	0	0	0	0	0	0	0	0	7	2	0	0	0	0	0	22	2	0	0	0	1	0	0	0	0	0	0	0	0	0	0	0	0	0	0	0
0	0	0	0	1	7	2	0	0	0	0	0	7	0	0	0	0	0	1	0	0	0	0	0	0	0	9	5	0	0	0	0	0	59	14	0	0	0	1	1	4	1	0	0	0	0	0	0	0	0	0	0	0	0
0	0	0	0	0	8	1	0	0	0	1	0	11	1	0	0	0	0	0	0	0	0	0	0	0	0	11	0	0	0	0	0	0	62	7	0	0	0	0	1	0	0	0	0	0	0	0	0	0	0	0	0	0	0
0	0	0	0	4	8	1	0	0	0	0	0	8	1	0	0	0	0	0	0	0	0	0	0	0	0	16	0	1	0	0	0	0	89	8	1	2	0	0	0	0	0	0	0	0	0	0	0	0	0	0	0	0	0
0	**0**	**0**	**0**	**6**	**28**	**6**	**0**	**0**	**0**	**1**	**0**	**35**	**4**	**0**	**0**	**0**	**0**	**1**	**0**	**0**	**0**	**0**	**0**	**0**	**0**	**43**	**7**	**1**	**0**	**0**	**0**	**0**	**232**	**31**	**1**	**2**	**0**	**2**	**2**	**4**	**1**	**0**	**0**	**0**	**0**	**0**	**0**	**0**	**0**	**0**	**0**	**0**	**0**
0	0	0	0	0	10	0	0	0	0	0	1	10	2	0	0	1	1	0	0	0	0	0	0	0	0	13	2	1	0	0	0	0	90	3	0	1	10	0	0	4	0	0	0	0	0	0	0	0	0	0	0	0	0
0	0	0	1	0	10	2	1	0	0	0	0	20	5	0	0	0	0	0	0	0	0	0	0	0	0	17	0	0	0	0	0	0	92	9	0	0	6	0	0	5	0	0	0	0	0	0	0	0	0	0	0	0	0
0	0	0	0	0	6	1	0	0	0	0	0	11	0	1	0	0	0	0	0	0	0	0	0	0	0	23	1	0	0	0	0	0	119	9	0	0	0	0	0	5	0	0	0	0	0	0	0	0	0	0	0	0	0
1	0	0	0	0	23	1	0	0	0	0	1	21	5	0	0	0	0	0	0	0	0	0	0	0	0	21	2	0	0	0	0	0	78	8	0	1	0	0	0	0	0	0	0	0	0	0	0	0	0	0	0	0	0
1	**0**	**0**	**1**	**0**	**49**	**4**	**1**	**0**	**0**	**0**	**2**	**62**	**12**	**1**	**0**	**1**	**1**	**0**	**0**	**0**	**0**	**0**	**0**	**0**	**0**	**74**	**5**	**1**	**0**	**0**	**0**	**0**	**379**	**29**	**0**	**2**	**16**	**0**	**0**	**14**	**0**	**0**	**0**	**0**	**0**	**0**	**0**	**0**	**0**	**0**	**0**	**0**	**0**
0	0	0	0	0	9	1	0	0	0	0	0	17	2	0	0	0	0	0	0	0	0	0	0	0	0	12	1	1	0	0	0	0	53	6	1	0	0	0	0	4	0	0	0	0	0	0	0	0	0	0	0	0	0
0	0	0	0	0	19	1	0	0	0	0	0	13	0	0	0	0	0	1	0	0	0	0	0	0	0	10	0	0	0	0	0	0	40	5	2	0	0	0	0	4	1	0	0	0	0	0	0	0	0	0	0	0	0
0	0	0	0	0	7	0	1	0	0	0	0	13	1	0	0	1	0	0	0	0	0	0	0	0	0	8	1	0	0	0	0	0	49	3	1	0	0	0	0	2	0	0	0	0	0	0	1	0	0	0	0	0	0
0	0	0	0	0	17	0	0	0	0	0	0	8	2	0	0	0	0	0	0	0	0	0	0	0	0	9	3	0	0	0	0	0	27	7	1	1	0	0	1	2	0	0	0	0	0	0	0	0	0	0	0	0	0
0	**0**	**0**	**0**	**0**	**52**	**2**	**1**	**0**	**0**	**0**	**0**	**51**	**5**	**0**	**0**	**1**	**0**	**1**	**0**	**0**	**0**	**0**	**0**	**0**	**0**	**39**	**5**	**1**	**0**	**0**	**0**	**0**	**169**	**21**	**5**	**1**	**0**	**0**	**1**	**12**	**1**	**0**	**0**	**0**	**0**	**0**	**1**	**0**	**0**	**0**	**0**	**0**	**0**
0	0	0	0	0	9	1	1	0	0	0	0	9	4	0	0	0	0	0	0	0	0	0	0	0	0	16	3	0	0	1	0	0	66	14	3	0	0	1	0	4	0	1	0	0	0	0	0	0	0	0	0	0	0
0	0	0	0	0	6	1	0	0	0	0	0	10	3	0	0	0	0	0	0	0	0	0	0	0	0	11	1	0	0	0	0	0	87	16	1	0	0	0	0	5	1	0	0	0	0	0	0	0	0	0	0	0	0
0	0	0	0	0	10	2	0	0	0	0	0	10	4	0	0	1	0	0	0	0	0	0	0	0	0	11	2	0	0	0	0	0	80	15	1	0	0	1	0	8	0	0	0	0	0	0	0	0	0	0	0	0	0
0	0	0	0	0	20	3	0	0	0	0	0	7	1	0	0	0	0	0	0	0	0	0	0	0	0	10	1	0	0	0	0	0	79	9	2	1	0	1	0	6	0	0	0	0	0	0	0	0	0	0	0	0	0
0	**0**	**0**	**0**	**0**	**45**	**7**	**1**	**0**	**0**	**0**	**0**	**36**	**12**	**0**	**0**	**1**	**0**	**0**	**0**	**0**	**0**	**0**	**0**	**0**	**0**	**48**	**7**	**0**	**0**	**1**	**0**	**0**	**312**	**54**	**7**	**1**	**0**	**3**	**0**	**23**	**1**	**1**	**0**	**0**	**0**	**0**	**0**	**0**	**0**	**0**	**0**	**0**	**0**
0	0	0	0	0	13	1	0	0	0	0	0	10	1	0	0	0	0	0	0	0	0	0	0	0	0	11	4	0	0	0	0	0	73	8	1	0	0	1	0	2	1	0	0	0	0	0	0	0	0	0	0	0	0
0	0	0	0	0	17	2	0	0	0	0	0	14	2	0	0	0	0	0	0	0	0	0	0	0	0	9	2	0	0	0	0	0	67	7	1	0	0	0	0	6	0	0	0	0	0	0	0	0	0	0	0	0	0
0	0	0	0	0	11	0	0	0	0	0	0	1	1	0	0	0	0	0	0	0	0	0	0	0	0	10	1	0	0	0	0	0	81	9	0	0	0	0	0	6	1	0	0	0	0	0	0	0	0	0	0	0	0
0	0	0	0	0	10	0	0	0	0	0	0	8	2	0	0	0	0	0	0	0	0	0	0	0	0	17	0	0	0	0	1	0	87	11	0	0	0	0	1	8	0	0	0	0	0	0	0	0	0	0	0	0	0
0	**0**	**0**	**0**	**0**	**51**	**3**	**0**	**0**	**0**	**0**	**0**	**33**	**6**	**0**	**0**	**0**	**0**	**0**	**0**	**0**	**0**	**0**	**0**	**0**	**0**	**47**	**7**	**0**	**0**	**0**	**1**	**0**	**308**	**35**	**2**	**0**	**0**	**1**	**1**	**22**	**2**	**0**	**0**	**0**	**0**	**0**	**0**	**0**	**0**	**0**	**0**	**0**	**0**
0	0	0	0	0	5	1	0	0	0	0	0	6	1	0	0	0	0	0	0	0	0	0	0	0	0	12	1	0	0	1	0	0	77	9	0	0	0	1	0	5	0	0	0	0	0	0	0	0	0	0	0	0	0
0	0	0	0	0	6	3	0	0	0	0	0	6	0	0	0	1	0	0	0	0	0	0	0	0	0	16	0	0	0	0	0	0	81	8	0	0	0	1	0	3	0	0	0	0	0	0	0	0	0	0	0	0	0
0	0	0	0	0	14	0	0	0	0	0	0	12	1	0	0	0	0	0	0	0	0	0	0	0	0	6	0	0	0	0	0	0	86	5	1	1	0	1	0	3	0	0	0	0	0	0	0	0	0	0	0	0	0
0	0	0	0	0	12	2	0	0	0	0	0	7	0	0	0	0	0	0	0	0	0	0	0	0	0	13	2	0	0	0	0	0	56	5	0	0	0	0	0	2	0	1	0	0	0	0	0	0	0	0	0	0	0
0	**0**	**0**	**0**	**0**	**37**	**6**	**0**	**0**	**0**	**0**	**0**	**31**	**2**	**0**	**0**	**1**	**0**	**0**	**0**	**0**	**0**	**0**	**0**	**0**	**0**	**47**	**3**	**0**	**0**	**1**	**0**	**0**	**300**	**27**	**1**	**1**	**0**	**3**	**0**	**13**	**0**	**1**	**0**	**0**	**0**	**0**	**0**	**0**	**0**	**0**	**0**	**0**	**0**

advanced transport research

Job Number & Name:	10134 Borden
Site Number/Name:	Site 5 - A2 London Road/Adelaide Drive
Client:	C & A Consulting Engineers
Date:	01/12/2015
Weather:	Cloudy, Dry
Comments:	None

Advanced Transport Research	*Job Number & Name:*	**10134 Borden**
Site 5 - A2 London Road/Adelaide Drive	*Client:*	**C & A Consulting Engineers**
Queue Lengths	*Date:*	**Tuesday 01 December 2015**

	Adelaide Drive		London Road Right Turn
Times	**Lane 1**	**Lane 2**	**Lane 1**
07:00 - 07:05	6	0	0
07:05 - 07:10	6	0	0
07:10 - 07:15	11	0	0
07:15 - 07:20	3	0	0
07:20 - 07:25	4	0	0
07:25 - 07:30	7	1	0
07:30 - 07:35	7	0	0
07:35 - 07:40	8	1	0
07:40 - 07:45	7	1	0
07:45 - 07:50	6	0	0
07:50 - 07:55	4	1	0
07:55 - 08:00	4	0	0
08:00 - 08:05	6	0	0
08:05 - 08:10	7	0	0
08:10 - 08:15	3	1	0
08:15 - 08:20	6	0	0
08:20 - 08:25	6	0	0
08:25 - 08:30	9	0	0
08:30 - 08:35	6	0	0
08:35 - 08:40	11	1	0
08:40 - 08:45	5	0	0
08:45 - 08:50	9	1	0
08:50 - 08:55	10	0	0
08:55 - 09:00	10	0	0
09:00 - 09:05	9	0	0
09:05 - 09:10	6	1	0
09:10 - 09:15	10	0	0
09:15 - 09:20	8	0	0
09:20 - 09:25	5	0	0
09:25 - 09:30	6	0	0
09:30 - 09:35	3	0	0
09:35 - 09:40	3	0	0
09:40 - 09:45	5	0	0
09:45 - 09:50	3	0	0
09:50 - 09:55	3	0	0
09:55 - 10:00	3	0	0

Count in Vehicles

Lane 1 = Nearest Kerb

Advanced Transport Research	*Job Number & Name:*	**10134 Borden**
Site 5 - A2 London Road/Adelaide Drive	*Client:*	**C & A Consulting Engineers**
Queue Lengths	*Date:*	**Tuesday 01 December 2015**

	Adelaide Drive		London Road Right Turn
Times	**Lane 1**	**Lane 2**	**Lane 1**
16:00 - 16:05	7	0	0
16:05 - 16:10	10	1	0
16:10 - 16:15	10	1	0
16:15 - 16:20	9	1	0
16:20 - 16:25	10	1	0
16:25 - 16:30	9	1	0
16:30 - 16:35	12	0	0
16:35 - 16:40	9	0	0
16:40 - 16:45	10	0	0
16:45 - 16:50	10	1	0
16:50 - 16:55	9	0	0
16:55 - 17:00	4	1	0
17:00 - 17:05	9	0	0
17:05 - 17:10	9	0	0
17:10 - 17:15	9	1	0
17:15 - 17:20	10	0	0
17:20 - 17:25	9	1	0
17:25 - 17:30	7	0	0
17:30 - 17:35	4	0	0
17:35 - 17:40	5	0	0
17:40 - 17:45	9	1	0
17:45 - 17:50	8	0	0
17:50 - 17:55	4	0	0
17:55 - 18:00	9	1	0
18:00 - 18:05	6	0	0
18:05 - 18:10	9	0	0
18:10 - 18:15	4	1	0
18:15 - 18:20	2	1	0
18:20 - 18:25	4	1	0
18:25 - 18:30	8	0	0
18:30 - 18:35	6	0	0
18:35 - 18:40	4	0	0
18:40 - 18:45	8	0	0
18:45 - 18:50	7	0	0
18:50 - 18:55	3	0	0
18:55 - 19:00	3	0	0

Advanced Transport Research	*Job Number & Name:*	**10134 Borden**
Site 5 - A2 London Road/Adelaide Drive	*Client:*	**C & A Consulting Engineers**
Site Plan	*Date:*	**Tuesday 01 Dec 2015**

Advanced Transport Research	*Job Number & Name:*	**10134 Borden**
Site 5 - A2 London Road/Adelaide Drive	*Client:*	**C & A Consulting Engineers**
Site Plan	*Date:*	**Tuesday 01 Dec 2015**

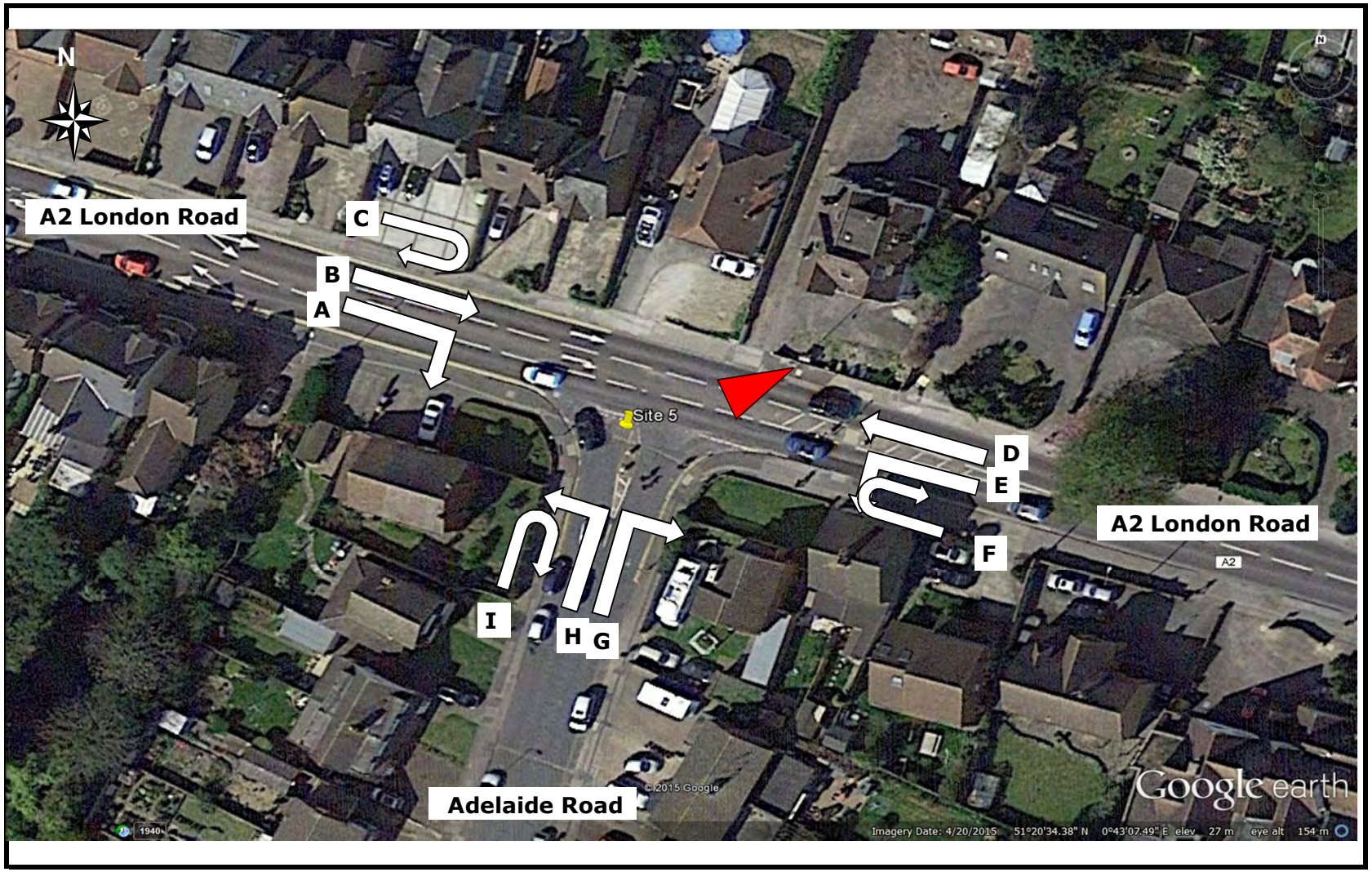

Advanced Transport Research
Site 5 - A2 London Road/Adelaide Drive
Classified Counts

Job Number & Name: **10134 Borden**
Client: **C & A Consulting Engineers**
Date: **Tuesday 01 December 2015**

	Movement A							Movement B							Movement C							Movement D							Movement E							Movement F							Movement G							Movement H							Movement I						
Times	**Cars**	**LGV**	**OGV1**	**OGV2**	**PSV**	**M/B**	**Cyc**	**Cars**	**LGV**	**OGV1**	**OGV2**	**PSV**	**M/B**	**Cyc**	**Cars**	**LGV**	**OGV1**	**OGV2**	**PSV**	**M/B**	**Cyc**	**Cars**	**LGV**	**OGV1**	**OGV2**	**PSV**	**M/B**	**Cyc**	**Cars**	**LGV**	**OGV1**	**OGV2**	**PSV**	**M/B**	**Cyc**	**Cars**	**LGV**	**OGV1**	**OGV2**	**PSV**	**M/B**	**Cyc**	**Cars**	**LGV**	**OGV1**	**OGV2**	**PSV**	**M/B**	**Cyc**	**Cars**	**LGV**	**OGV1**	**OGV2**	**PSV**	**M/B**	**Cyc**	**Cars**	**LGV**	**OGV1**	**OGV2**	**PSV**	**M/B**	**Cyc**
07:00 - 07:15	34	5	0	0	0	1	0	64	18	5	1	1	3	1	0	0	0	0	0	0	0	100	32	6	1	3	2	0	2	0	0	0	0	0	2	0	0	0	0	0	0	2	0	0	0	0	0	0	74	11	1	0	0	1	0	0	0	0	0	0	0	0
07:15 - 07:30	61	17	0	0	0	1	0	81	10	6	3	0	1	1	0	0	0	0	0	0	0	86	24	2	3	3	1	0	3	0	0	0	0	0	0	0	0	0	0	0	0	1	0	1	0	0	0	0	60	11	0	0	0	0	0	0	0	0	0	0	0	0
07:30 - 07:45	75	5	0	0	0	0	0	102	14	6	3	1	1	0	0	0	0	0	0	0	0	94	22	10	1	1	1	1	5	0	0	0	0	0	0	0	0	0	0	0	0	0	0	0	0	0	0	0	78	13	2	0	0	0	0	0	0	0	0	0	0	0
07:45 - 08:00	85	10	1	2	0	0	0	107	22	5	3	0	3	5	2	0	0	0	0	0	0	88	15	1	2	1	1	0	9	1	0	0	0	1	0	0	0	0	0	0	0	0	0	0	0	0	0	0	70	12	0	0	0	0	0	0	0	0	0	0	0	0
Hourly Total	**255**	**37**	**1**	**2**	**0**	**2**	**0**	**354**	**64**	**22**	**10**	**2**	**8**	**7**	**2**	**0**	**0**	**0**	**0**	**0**	**0**	**368**	**93**	**19**	**7**	**8**	**5**	**1**	**19**	**1**	**0**	**0**	**0**	**1**	**2**	**0**	**0**	**0**	**0**	**0**	**0**	**4**	**0**	**1**	**0**	**0**	**0**	**0**	**282**	**47**	**3**	**0**	**0**	**1**	**0**	**0**	**0**	**0**	**0**	**0**	**0**	**0**
08:00 - 08:15	90	4	2	1	9	1	0	107	14	2	0	2	1	0	0	0	0	0	0	0	0	96	11	3	4	1	2	0	11	2	0	0	3	0	0	0	0	0	0	0	0	0	0	0	0	0	0	0	67	7	0	0	0	1	0	0	0	0	0	0	0	0
08:15 - 08:30	85	8	0	0	4	0	0	100	11	6	1	3	1	1	0	0	0	0	0	0	0	90	10	4	0	0	1	0	18	2	0	0	2	0	0	0	0	0	0	0	0	0	3	1	0	0	1	0	0	88	9	0	0	2	0	0	0	0	0	0	0	0	0
08:30 - 08:45	110	12	0	0	0	0	0	123	14	4	2	0	0	1	0	0	0	0	0	0	0	90	10	3	2	0	0	0	8	0	0	0	1	0	0	0	0	0	0	0	0	0	2	0	0	0	1	0	0	86	7	3	1	0	0	0	0	0	0	0	0	0	0
08:45 - 09:00	83	11	0	1	0	0	0	105	25	2	2	0	1	1	0	0	0	0	0	0	0	90	20	5	4	2	0	0	2	0	1	0	0	0	0	0	0	0	0	0	0	0	2	0	0	0	0	0	0	108	9	1	0	0	0	0	0	0	0	0	0	0	0
Hourly Total	**368**	**35**	**2**	**2**	**13**	**1**	**0**	**435**	**64**	**14**	**5**	**5**	**3**	**3**	**0**	**0**	**0**	**0**	**0**	**0**	**0**	**366**	**51**	**15**	**10**	**3**	**3**	**0**	**39**	**4**	**1**	**0**	**6**	**0**	**0**	**0**	**0**	**0**	**0**	**0**	**0**	**0**	**7**	**1**	**0**	**0**	**2**	**0**	**0**	**349**	**32**	**4**	**1**	**2**	**1**	**0**	**0**	**0**	**0**	**0**	**0**	**0**	**0**
09:00 - 09:15	59	5	1	0	0	0	0	110	18	5	2	1	1	1	0	0	0	0	0	0	0	88	21	7	0	1	2	0	5	0	0	0	0	0	0	0	0	0	0	0	0	0	2	0	0	0	0	0	0	93	6	5	3	0	0	0	0	0	0	0	0	0	0
09:15 - 09:30	39	7	1	0	0	0	0	109	12	3	4	1	0	0	0	0	0	0	0	0	0	74	20	2	4	2	0	1	4	0	0	0	0	0	0	0	0	0	0	0	0	0	0	0	0	0	0	0	0	79	4	1	0	0	0	0	0	0	0	0	0	0	0
09:30 - 09:45	43	4	0	0	0	0	0	98	20	6	3	1	2	0	0	0	0	0	0	0	0	76	17	6	1	1	0	0	4	0	0	0	0	0	0	0	0	0	0	0	0	0	0	0	0	0	0	0	0	67	10	0	0	1	0	0	0	0	0	0	0	0	0
09:45 - 10:00	33	7	1	0	0	0	0	88	23	5	0	2	1	0	1	0	0	0	0	0	0	82	12	5	2	1	2	0	1	0	0	0	0	0	0	0	0	0	0	0	0	0	1	0	0	0	0	0	0	60	7	3	0	0	1	0	0	0	0	0	0	0	0
Hourly Total	**174**	**23**	**3**	**0**	**0**	**0**	**0**	**405**	**73**	**19**	**9**	**5**	**4**	**1**	**1**	**0**	**0**	**0**	**0**	**0**	**0**	**320**	**70**	**20**	**7**	**5**	**4**	**1**	**14**	**0**	**0**	**0**	**0**	**0**	**0**	**0**	**0**	**0**	**0**	**0**	**0**	**0**	**3**	**0**	**0**	**0**	**0**	**0**	**0**	**299**	**27**	**9**	**3**	**1**	**1**	**0**	**0**	**0**	**0**	**0**	**0**	**0**	**0**
16:00 - 16:15	72	16	2	0	0	1	0	114	24	6	1	1	1	0	0	0	0	0	0	0	0	136	20	4	1	3	0	0	9	1	0	0	0	0	0	0	0	0	0	0	0	0	3	0	0	0	0	0	0	79	14	2	0	0	1	0	0	0	0	0	0	0	0
16:15 - 16:30	95	19	1	0	0	0	0	116	29	2	3	0	2	0	0	0	0	0	0	0	0	112	24	4	1	0	2	3	6	0	0	0	0	0	0	0	0	0	0	0	0	0	4	0	0	0	0	0	0	93	13	1	0	0	0	0	0	0	0	0	0	0	0
16:30 - 16:45	83	17	1	1	0	1	0	100	17	1	1	2	1	1	0	0	0	0	0	0	0	140	14	1	1	1	0	0	4	0	0	0	0	0	0	0	0	0	0	0	0	0	2	0	0	0	0	0	0	100	14	1	0	0	1	0	0	0	0	0	0	0	0
16:45 - 17:00	91	12	2	0	0	1	0	125	17	2	2	1	1	1	0	0	0	0	0	0	0	129	11	3	2	0	2	1	5	0	0	0	0	0	0	0	0	0	0	0	0	0	3	1	0	0	0	0	0	85	8	0	0	0	0	0	0	0	0	0	0	0	0
Hourly Total	**341**	**64**	**6**	**1**	**0**	**3**	**0**	**455**	**87**	**11**	**7**	**4**	**5**	**2**	**0**	**0**	**0**	**0**	**0**	**0**	**0**	**517**	**69**	**12**	**5**	**4**	**4**	**4**	**24**	**1**	**0**	**0**	**0**	**0**	**0**	**0**	**0**	**0**	**0**	**0**	**0**	**0**	**12**	**1**	**0**	**0**	**0**	**0**	**0**	**357**	**49**	**4**	**0**	**0**	**2**	**0**	**0**	**0**	**0**	**0**	**0**	**0**	**0**
17:00 - 17:15	79	12	0	0	0	1	1	116	15	5	2	2	1	0	0	0	0	0	0	0	0	152	13	4	0	2	2	1	10	0	0	0	0	0	0	0	0	0	0	0	0	0	2	0	0	0	0	0	0	87	7	0	0	0	0	0	0	0	0	0	0	0	0
17:15 - 17:30	82	8	1	0	0	0	0	114	15	2	3	1	0	0	0	0	0	0	0	0	0	141	7	1	2	2	2	2	5	1	0	0	0	0	0	0	0	0	0	0	0	0	1	0	0	0	0	0	0	96	6	0	0	0	0	0	0	0	0	0	0	0	0
17:30 - 17:45	90	12	0	0	0	0	0	127	18	4	1	0	0	2	0	0	0	0	0	0	0	117	13	3	0	1	1	0	7	0	0	0	0	0	0	0	0	0	0	0	0	0	0	0	0	0	0	0	0	76	4	1	0	0	0	0	0	0	0	0	0	0	0
17:45 - 18:00	93	11	0	0	0	2	0	127	14	1	2	0	1	0	0	0	0	0	0	0	0	111	13	1	3	0	0	0	7	1	0	0	0	0	0	0	0	0	0	0	0	0	3	0	0	0	0	0	0	92	8	0	1	0	0	0	0	0	0	0	0	0	0
Hourly Total	**344**	**43**	**1**	**0**	**0**	**3**	**1**	**484**	**62**	**12**	**8**	**3**	**2**	**2**	**0**	**0**	**0**	**0**	**0**	**0**	**0**	**521**	**46**	**9**	**5**	**5**	**5**	**3**	**29**	**2**	**0**	**0**	**0**	**0**	**0**	**0**	**0**	**0**	**0**	**0**	**0**	**0**	**6**	**0**	**0**	**0**	**0**	**0**	**0**	**351**	**25**	**1**	**1**	**0**	**0**	**0**	**0**	**0**	**0**	**0**	**0**	**0**	**0**
18:00 - 18:15	88	12	0	0	0	0	0	106	16	2	3	3	0	0	0	0	0	0	0	0	0	102	14	3	0	2	1	1	1	1	0	0	1	0	0	0	0	0	0	0	0	0	2	0	0	0	0	0	0	71	3	0	0	0	0	0	0	0	0	0	0	0	0
18:15 - 18:30	98	9	0	0	0	1	0	119	20	2	1	4	0	2	0	0	0	0	0	0	0	100	12	2	1	0	4	2	2	1	0	0	0	0	0	0	0	0	0	0	0	0	1	0	0	0	1	0	0	59	7	0	0	0	0	0	0	0	0	0	0	0	0
18:30 - 18:45	88	4	1	1	0	2	0	106	20	1	4	2	1	0	0	0	0	0	0	0	0	102	3	2	1	1	0	0	1	0	1	0	0	0	0	0	0	0	0	0	0	0	0	0	0	0	0	0	0	62	5	0	0	0	0	0	0	0	0	0	0	0	0
18:45 - 19:00	65	9	0	0	0	1	0	113	13	2	3	1	1	0	0	0	0	0	0	0	0	97	11	3	1	1	2	0	7	0	0	0	0	0	0	0	0	0	0	0	0	0	0	0	0	0	0	0	0	50	5	0	0	0	0	0	0	0	0	0	0	0	0
Hourly Total	**339**	**34**	**1**	**1**	**0**	**4**	**0**	**444**	**69**	**7**	**11**	**10**	**2**	**2**	**0**	**0**	**0**	**0**	**0**	**0**	**0**	**401**	**40**	**10**	**3**	**4**	**7**	**3**	**11**	**2**	**1**	**0**	**1**	**0**	**0**	**0**	**0**	**0**	**0**	**0**	**0**	**0**	**3**	**0**	**0**	**0**	**1**	**0**	**0**	**242**	**20**	**0**	**0**	**0**	**0**	**0**	**0**	**0**	**0**	**0**	**0**	**0**	**0**

APPENDIX B
LINSIG MODEL OUTPUT

Basic Results Summary

User and Project Details

Project:	
Title:	
Location:	
File name:	Keycol Roundabout - proposed signals.lsg3x
Author:	
Company:	
Address:	
Notes:	

Scenario 1: '2020 AM Peak' (FG1: '2020 AM', Plan 1: 'Network Control Plan 1')

Network Layout Diagram

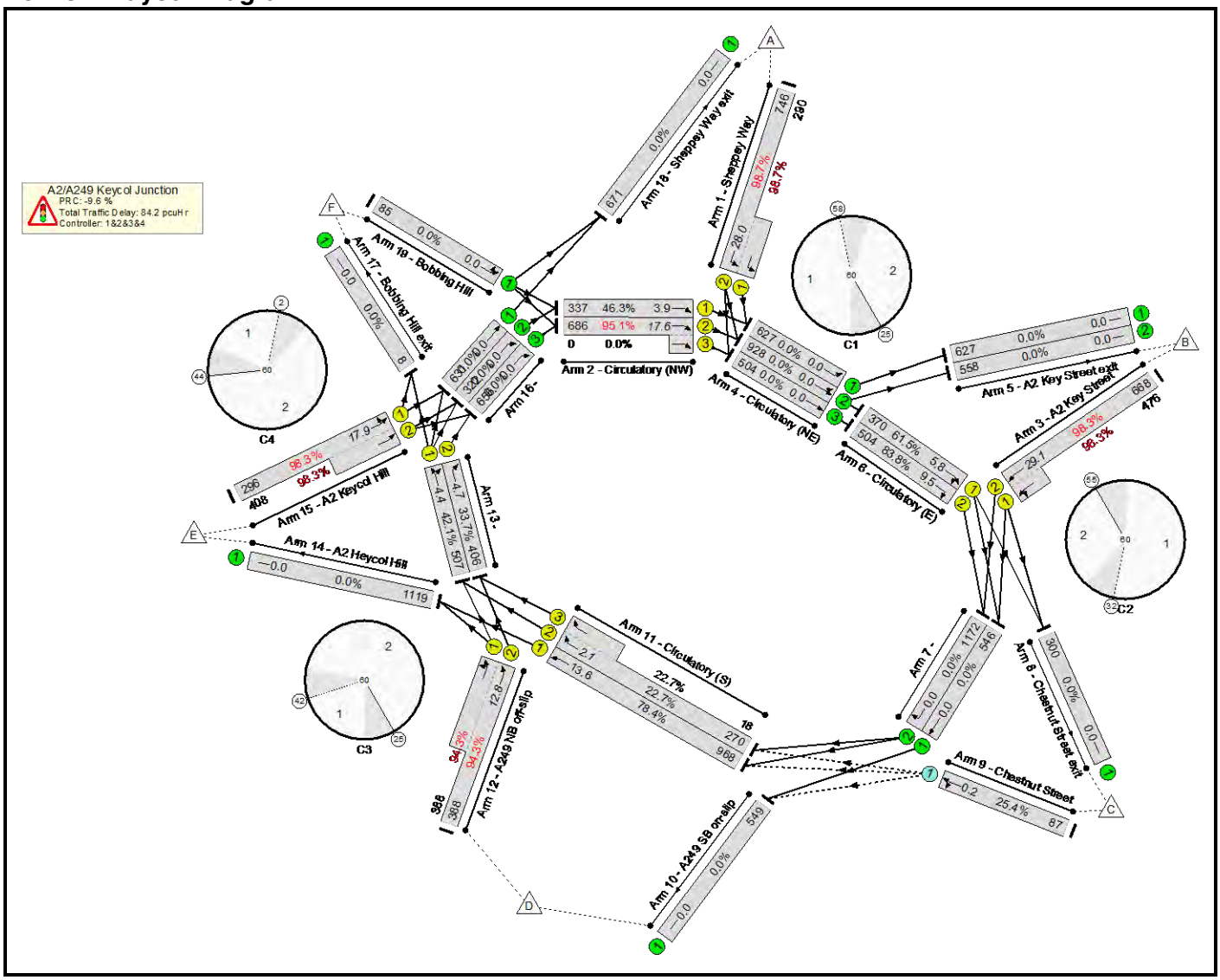

Basic Results Summary

Phase Intergreens Matrix

C1

	Starting Phase		
Terminating Phase		A	B
	A		5
	B	5	

C2

	Starting Phase		
Terminating Phase		A	B
	A		5
	B	5	

C3

	Starting Phase		
Terminating Phase		A	B
	A		5
	B	5	

C4

	Starting Phase		
Terminating Phase		A	B
	A		5
	B	5	

Stage Sequence Diagram

C1

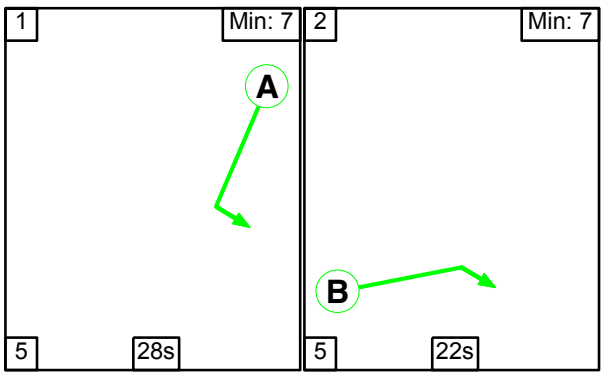

C2

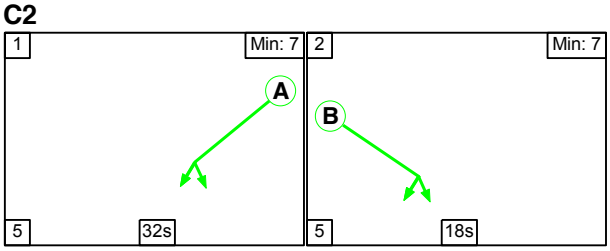

Basic Results Summary

C3

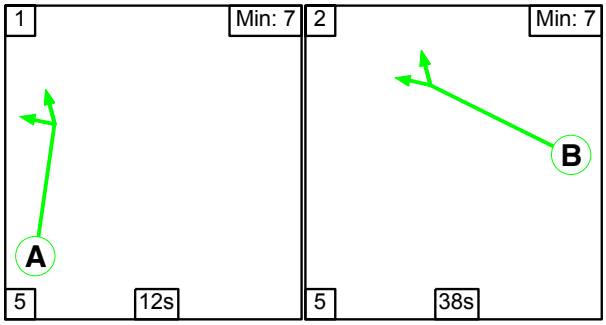

C4

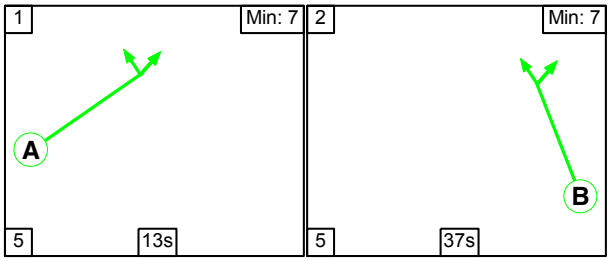

Traffic Flows, Desired

Desired Flow :

		Destination						
		A	B	C	D	E	F	Tot.
Origin	A	0	290	141	101	503	1	1036
	B	219	0	113	363	444	5	1144
	C	28	35	0	3	21	0	87
	D	88	514	21	0	151	2	776
	E	296	316	19	73	0	0	704
	F	40	30	6	9	0	0	85
	Tot.	671	1185	300	549	1119	8	3832

Basic Results Summary

Network Results

Item	Lane Description	Lane Type	Full Phase	Arrow Phase	Num Greens	Total Green (s)	Arrow Green (s)	Demand Flow (pcu)	Sat Flow (pcu/Hr)	Capacity (pcu)	Deg Sat (%)	Turners In Gaps (pcu)	Turners When Unopposed (pcu)	Turners In Intergreen (pcu)	Total Delay (pcuHr)	Av. Delay Per PCU (s/pcu)	Mean Max Queue (pcu)
Network	-	-	-		-	-	-	-	-	-	**98.7%**	**87**	**0**	**0**	**84.2**	-	-
A2/A249 Keycol Junction	-	-	-		-	-	-	-	-	-	**98.7%**	**87**	**0**	**0**	**84.2**	-	-
1/2+1/1	Sheppey Way Left	U	C1:A		1	28	-	1036	1900:1900	756+294	98.7 : 98.7%	-	-	-	17.0	58.9	28.0
2/1	Circulatory (NW) Ahead	U	C1:B		1	22	-	337	1900	728	46.3%	-	-	-	1.5	15.7	3.9
2/2+2/3	Circulatory (NW) Ahead	U	C1:B		1	22	-	686	1900:1900	722+0	95.1 : 0.0%	-	-	-	9.7	51.1	17.6
3/2+3/1	A2 Key Street Ahead Left	U	C2:A		1	32	-	1144	1900:1900	679+484	98.3 : 98.3%	-	-	-	16.5	51.9	29.1
6/1	Circulatory (E) Right Ahead	U	C2:B		1	18	-	370	1900	602	61.5%	-	-	-	2.5	24.3	5.8
6/2	Circulatory (E) Right	U	C2:B		1	18	-	504	1900	602	83.8%	-	-	-	4.9	35.3	9.5
9/1	Chestnut Street Left Ahead	O	-		-	-	-	87	Inf	342	25.4%	87	0	0	0.2	7.0	0.2
11/1	Circulatory (S) Ahead	U	C3:B		1	38	-	968	1900	1235	78.4%	-	-	-	3.6	13.5	13.6
11/2+11/3	Circulatory (S) Right	U	C3:B		1	38	-	288	1900:1900	1191+79	22.7 : 22.7%	-	-	-	0.6	7.3	2.1
12/2+12/1	A249 NB off-slip Ahead Left	U	C3:A		1	12	-	776	1900:1900	412+412	94.3 : 94.3%	-	-	-	11.4	53.0	12.8
13/1	Right Ahead	U	C4:B		1	37	-	507	1900	1203	42.1%	-	-	-	0.9	6.6	4.4
13/2	Right	U	C4:B		1	37	-	406	1900	1203	33.7%	-	-	-	0.6	4.9	4.7
15/1+15/2	A2 Keycol Hill Ahead Left	U	C4:A		1	13	-	704	1900:1900	301+415	98.3 : 98.3%	-	-	-	14.8	75.9	17.9

C1	PRC for Signalled Lanes (%):	-9.6	Total Delay for Signalled Lanes (pcuHr):	28.16	Cycle Time (s): 60
C2	PRC for Signalled Lanes (%):	-9.3	Total Delay for Signalled Lanes (pcuHr):	23.92	Cycle Time (s): 60
C3	PRC for Signalled Lanes (%):	-4.7	Total Delay for Signalled Lanes (pcuHr):	15.65	Cycle Time (s): 60
C4	PRC for Signalled Lanes (%):	-9.2	Total Delay for Signalled Lanes (pcuHr):	16.33	Cycle Time (s): 60
	PRC Over All Lanes (%):	-9.6	Total Delay Over All Lanes(pcuHr):	84.23	

Basic Results Summary

Basic Results Summary

Scenario 2: '2020 PM Peak' (FG2: '2020 PM', Plan 1: 'Network Control Plan 1')

Network Layout Diagram

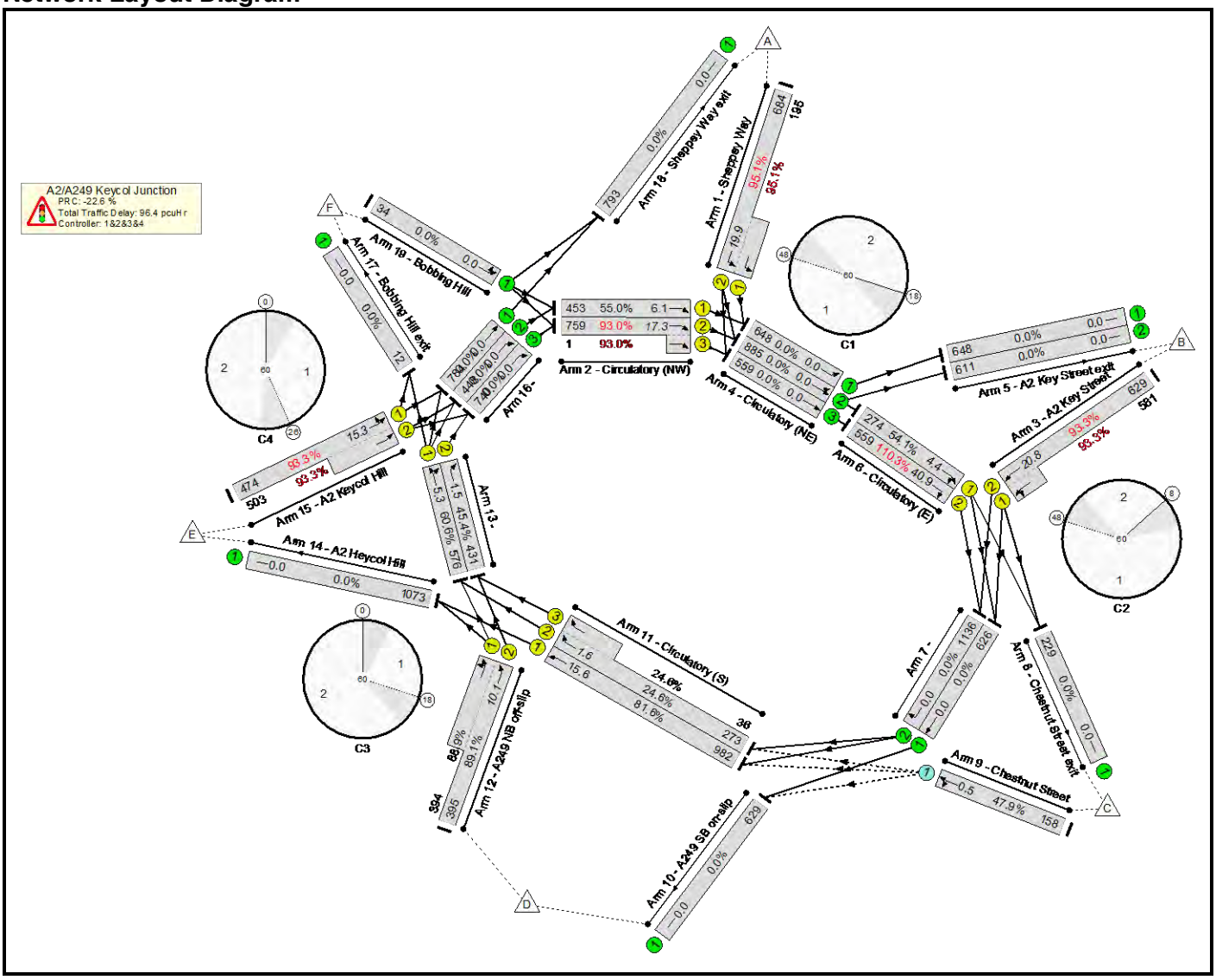

Basic Results Summary

Phase Intergreens Matrix

C1

	Starting Phase		
Terminating Phase		A	B
	A		5
	B	5	

C2

	Starting Phase		
Terminating Phase		A	B
	A		5
	B	5	

C3

	Starting Phase		
Terminating Phase		A	B
	A		5
	B	5	

C4

	Starting Phase		
Terminating Phase		A	B
	A		5
	B	5	

Stage Sequence Diagram

C1

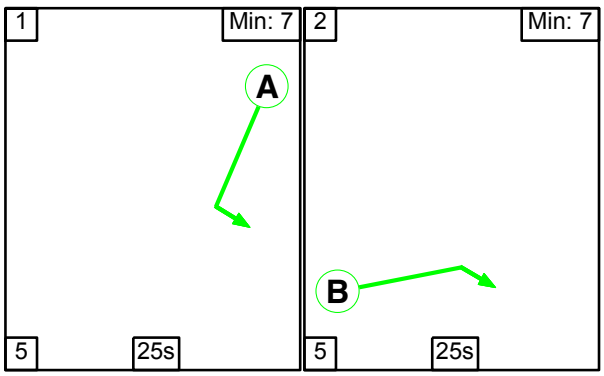

C2

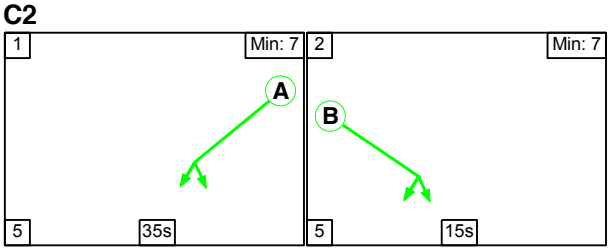

Basic Results Summary

C3

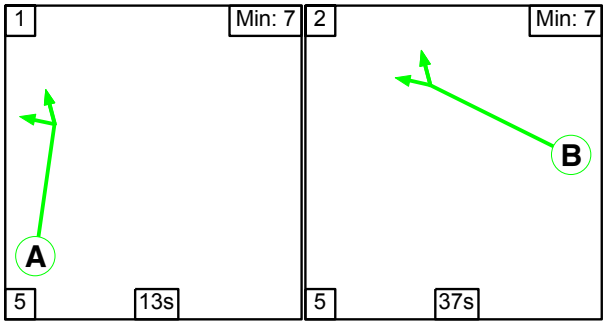

C4

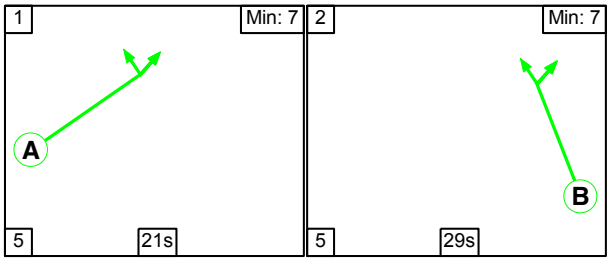

Traffic Flows, Desired

Desired Flow :

		Destination						
		A	B	C	D	E	F	Tot.
Origin	A	0	195	78	48	558	0	879
	B	179	0	124	457	447	3	1210
	C	55	72	0	3	28	0	158
	D	82	594	19	0	91	3	789
	E	468	388	8	107	0	6	977
	F	9	10	0	14	1	0	34
	Tot.	793	1259	229	629	1125	12	4047

Basic Results Summary

Network Results

Item	Lane Description	Lane Type	Full Phase	Arrow Phase	Num Greens	Total Green (s)	Arrow Green (s)	Demand Flow (pcu)	Sat Flow (pcu/Hr)	Capacity (pcu)	Deg Sat (%)	Turners In Gaps (pcu)	Turners When Unopposed (pcu)	Turners In Intergreen (pcu)	Total Delay (pcuHr)	Av. Delay Per PCU (s/pcu)	Mean Max Queue (pcu)
Network	-	-	-		-	-	-	-	-	-	**110.3%**	**158**	**0**	**0**	**96.4**	-	-
A2/A249 Keycol Junction	-	-	-		-	-	-	-	-	-	**110.3%**	**158**	**0**	**0**	**96.4**	-	-
1/2+1/1	Sheppey Way Left	U	C1:A		1	25	-	879	1900:1900	719+205	95.1 : 95.1%	-	-	-	11.1	45.4	19.9
2/1	Circulatory (NW) Ahead	U	C1:B		1	25	-	453	1900	823	55.0%	-	-	-	2.2	17.1	6.1
2/2+2/3	Circulatory (NW) Ahead	U	C1:B		1	25	-	760	1900:1900	816+1	93.0 : 93.0%	-	-	-	8.9	42.2	17.3
3/2+3/1	A2 Key Street Ahead Left	U	C2:A		1	35	-	1210	1900:1900	674+622	93.3 : 93.3%	-	-	-	9.2	27.2	20.8
6/1	Circulatory (E) Right Ahead	U	C2:B		1	15	-	274	1900	507	54.1%	-	-	-	2.0	26.5	4.4
6/2	Circulatory (E) Right	U	C2:B		1	15	-	559	1900	507	110.3%	-	-	-	35.2	226.9	40.9
9/1	Chestnut Street Left Ahead	O	-		-	-	-	158	Inf	330	47.9%	158	0	0	0.5	10.4	0.5
11/1	Circulatory (S) Ahead	U	C3:B		1	37	-	1034	1900	1203	81.6%	-	-	-	5.1	18.8	15.6
11/2+11/3	Circulatory (S) Right	U	C3:B		1	37	-	309	1900:1900	1111+147	24.6 : 24.6%	-	-	-	0.4	5.2	1.6
12/2+12/1	A249 NB off-slip Ahead Left	U	C3:A		1	13	-	789	1900:1900	443+443	89.1 : 88.9%	-	-	-	8.6	39.4	10.1
13/1	Right Ahead	U	C4:B		1	29	-	576	1900	950	60.6%	-	-	-	2.0	12.3	5.3
13/2	Right	U	C4:B		1	29	-	431	1900	950	45.4%	-	-	-	0.8	6.7	1.5
15/1+15/2	A2 Keycol Hill Ahead Left	U	C4:A		1	21	-	977	1900:1900	508+539	93.3 : 93.3%	-	-	-	10.4	38.3	15.3

C1	PRC for Signalled Lanes (%):	-5.7	Total Delay for Signalled Lanes (pcuHr):	22.17	Cycle Time (s):	60
C2	PRC for Signalled Lanes (%):	-22.6	Total Delay for Signalled Lanes (pcuHr):	46.41	Cycle Time (s):	60
C3	PRC for Signalled Lanes (%):	1.0	Total Delay for Signalled Lanes (pcuHr):	14.21	Cycle Time (s):	60
C4	PRC for Signalled Lanes (%):	-3.6	Total Delay for Signalled Lanes (pcuHr):	13.16	Cycle Time (s):	60
	PRC Over All Lanes (%):	-22.6	Total Delay Over All Lanes(pcuHr):	96.40		

Basic Results Summary

APPENDIX C
GROWTH RATES

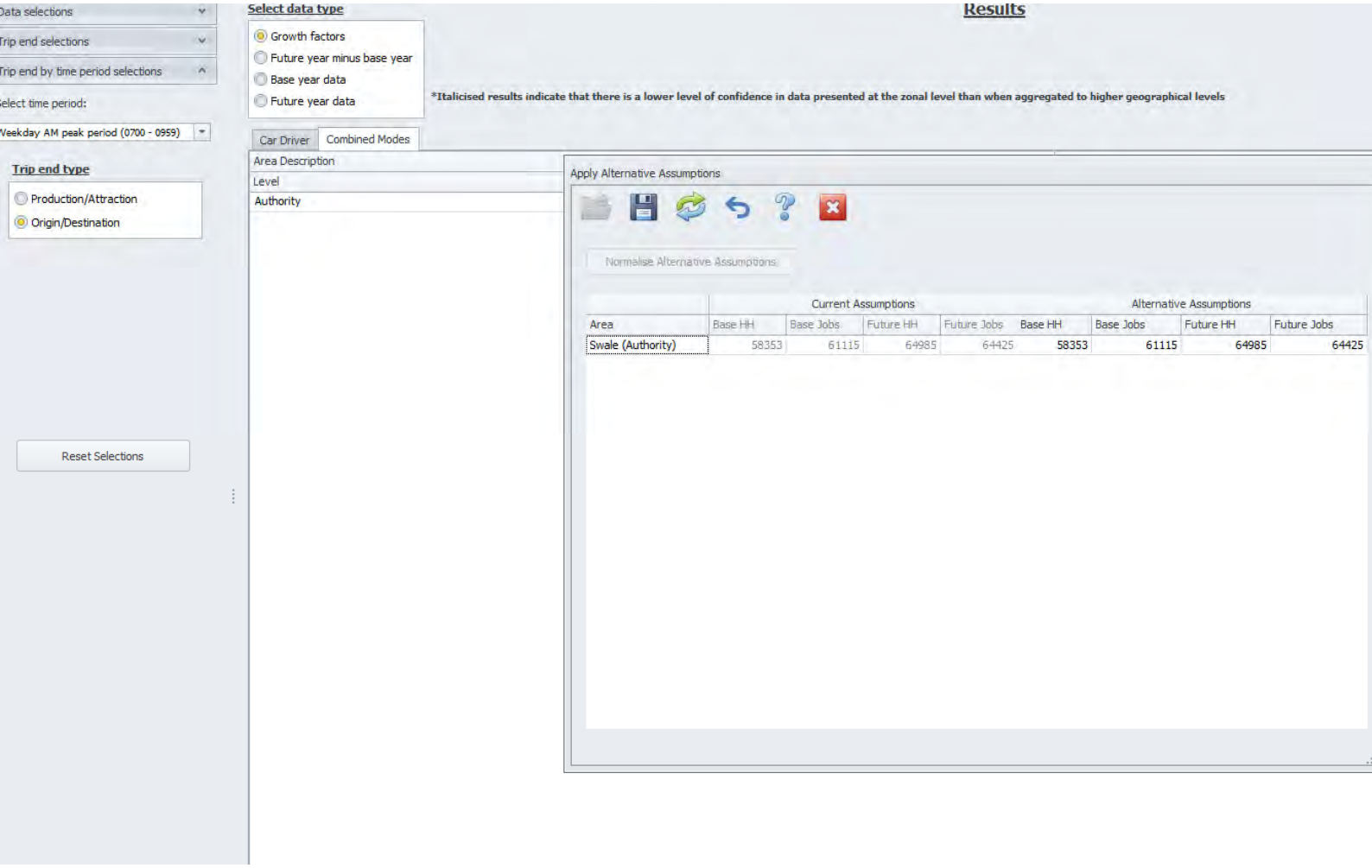

Screenshot of Tempro with current planning assumptions included (ie with 640 houses/annum) – used for both AM and PM Peaks

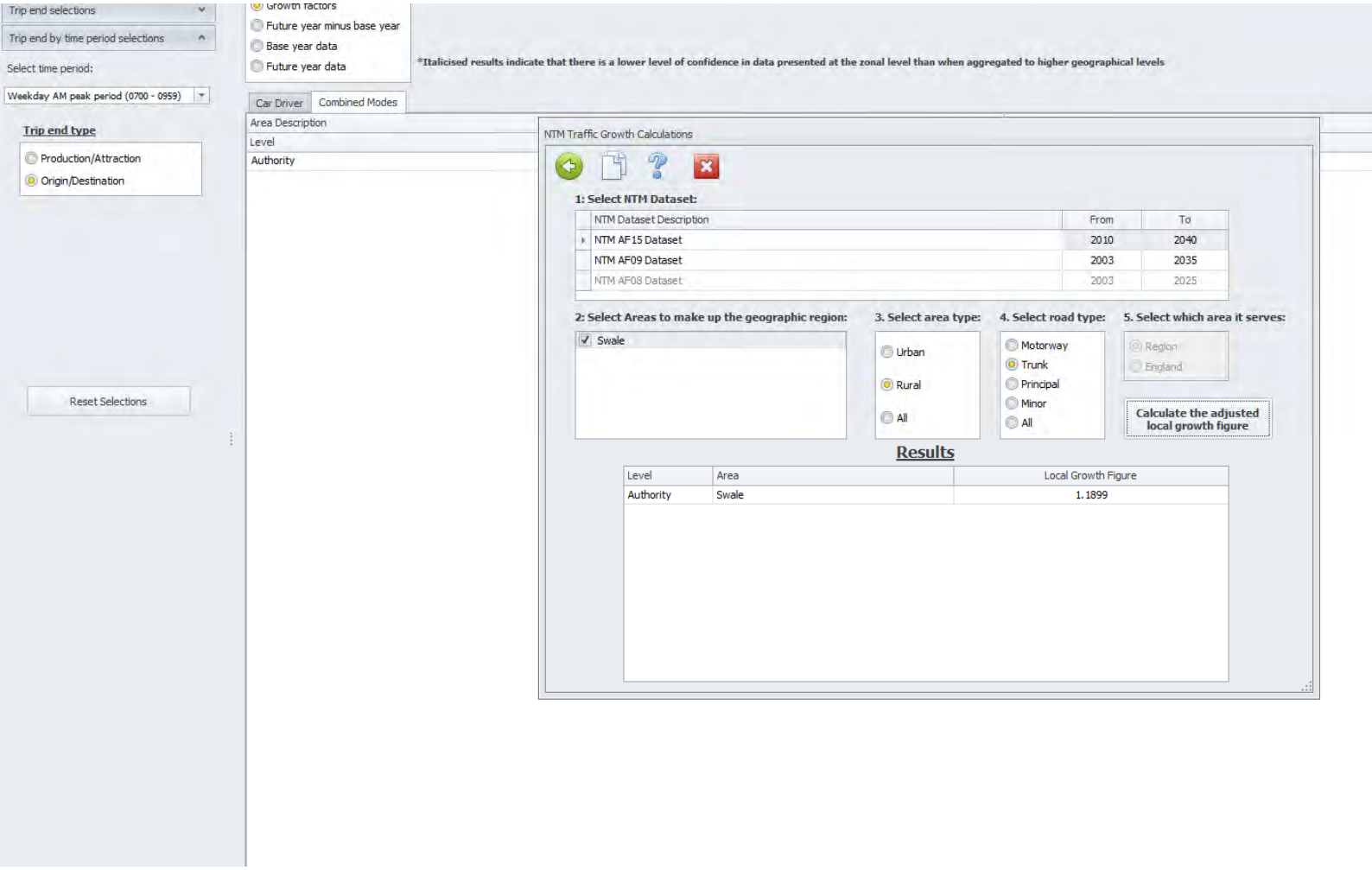

Screenshot of Tempro results for AM peak growth factor with no alternative planning assumptions applied (ie with 640 houses/annum included)

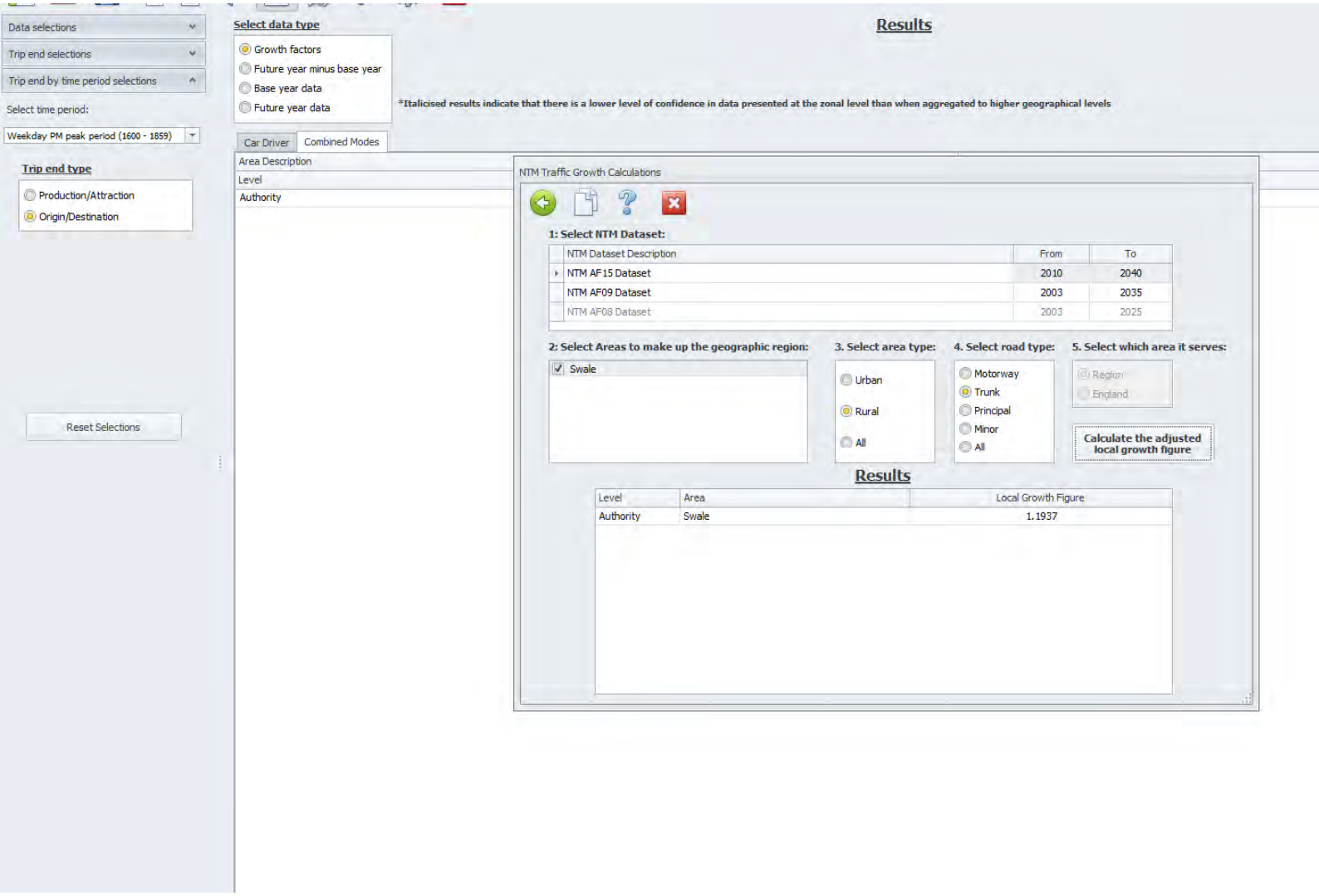

Screenshot of Tempro results for PM peak growth factor with no alternative planning assumptions applied (ie with 640 houses/annum included)

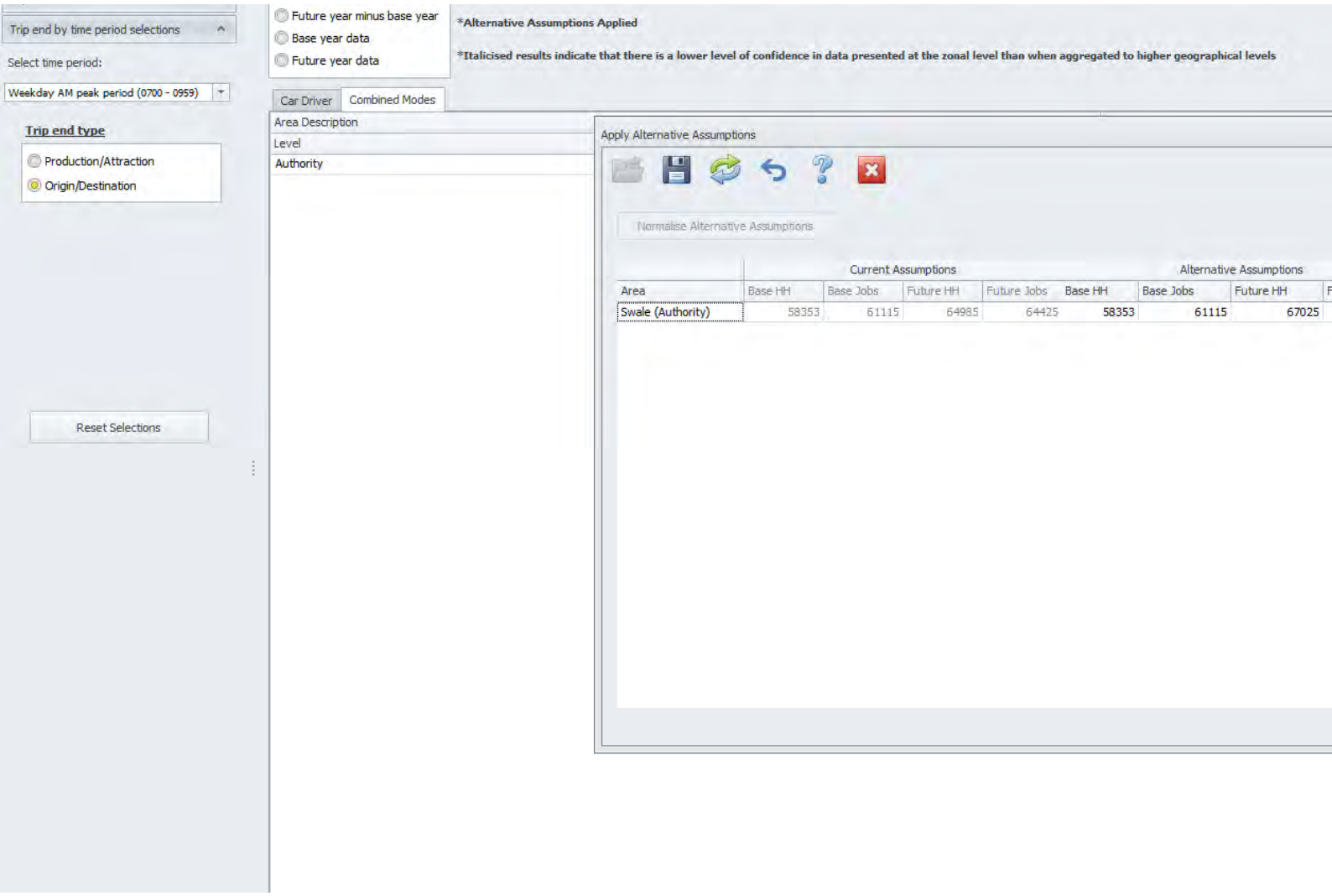

Screenshot of Tempro with alternative planning assumptions included (ie with 776 houses/annum) – used for both AM and PM Peaks

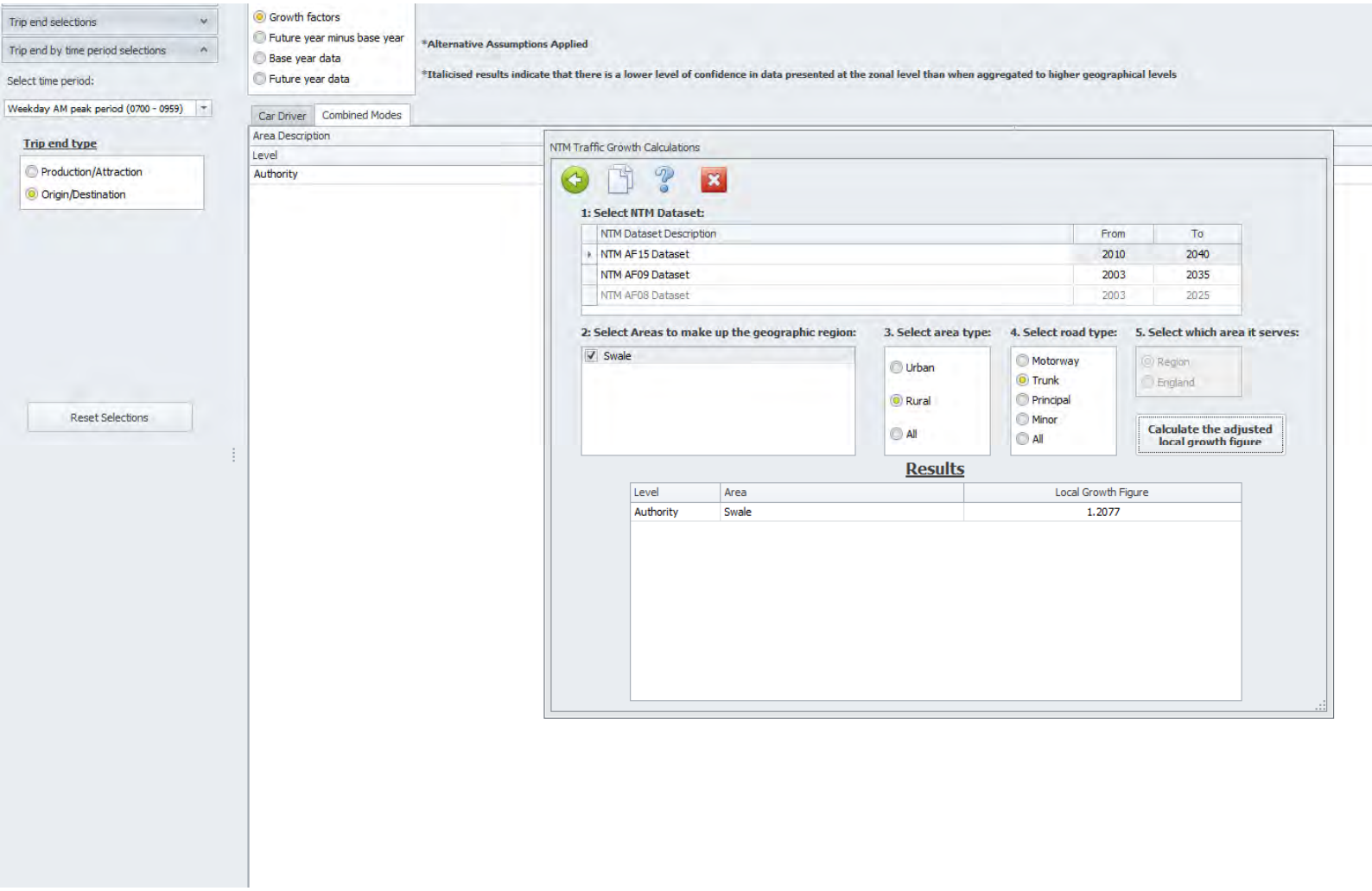

Screenshot of Tempro results for AM peak growth factor with alternative planning assumptions applied (ie with 776 houses/annum included)

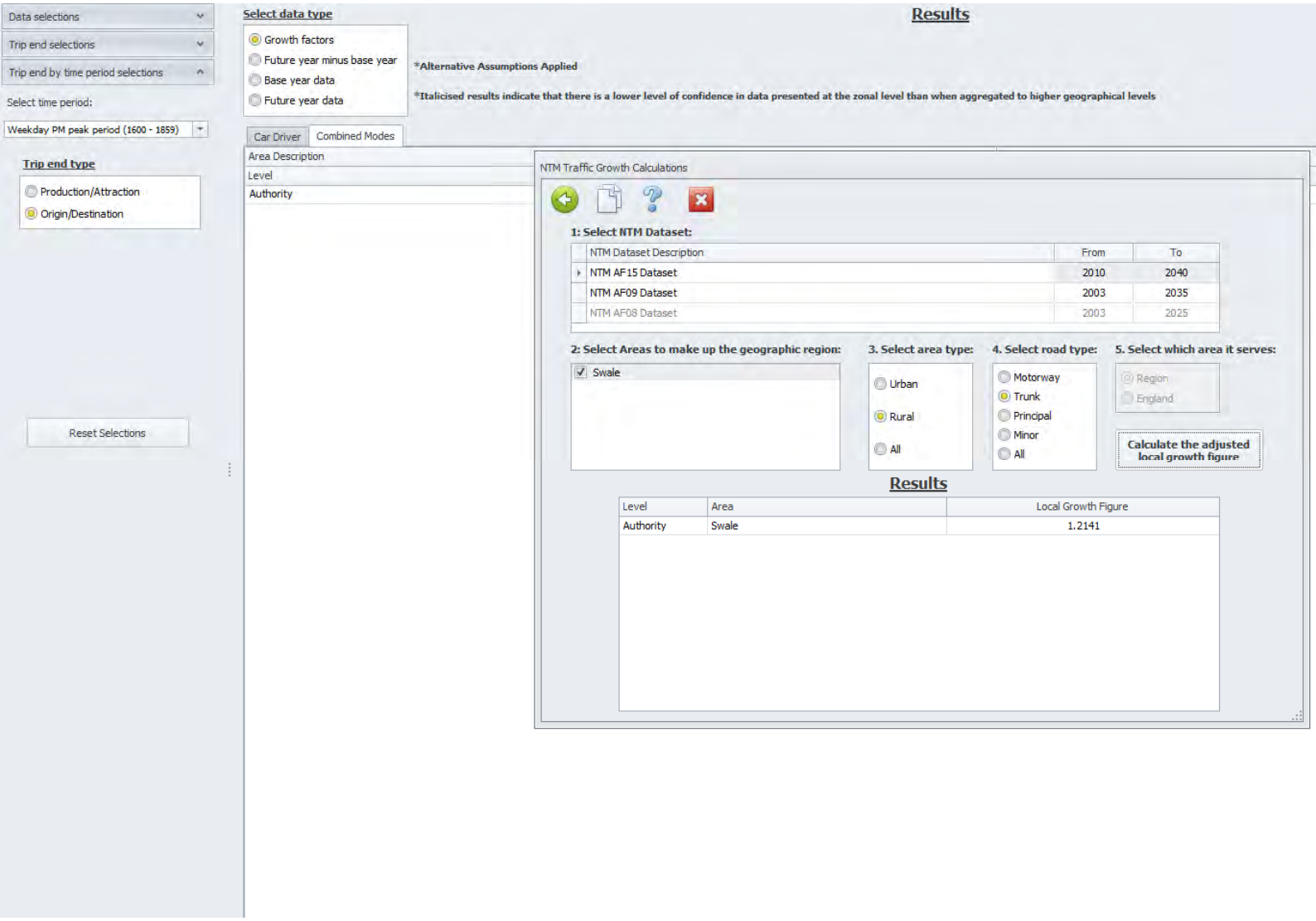

Screenshot of Tempro results for PM peak growth factor with alternative planning assumptions applied (ie with 776 houses/annum included)

APPENDIX D
TRICS OUTPUT

Calculation Reference: AUDIT-657801-161006-1030

TRIP RATE CALCULATION SELECTION PARAMETERS:

Land Use : 03 - RESIDENTIAL
Category : A - HOUSES PRIVATELY OWNED

VEHICLES

Selected regions and areas:

02	**SOUTH EAST**		
	ES	EAST SUSSEX	1 days
	EX	ESSEX	1 days
	HC	HAMPSHIRE	1 days
	SC	SURREY	1 days
	WS	WEST SUSSEX	2 days
03	**SOUTH WEST**		
	DC	DORSET	2 days
	DV	DEVON	3 days
	SM	SOMERSET	1 days
04	**EAST ANGLIA**		
	CA	CAMBRIDGESHIRE	1 days
	NF	NORFOLK	3 days
	SF	SUFFOLK	2 days
05	**EAST MIDLANDS**		
	LN	LINCOLNSHIRE	1 days
06	**WEST MIDLANDS**		
	SH	SHROPSHIRE	4 days
	ST	STAFFORDSHIRE	1 days
	WK	WARWICKSHIRE	2 days
07	**YORKSHIRE & NORTH LINCOLNSHIRE**		
	NE	NORTH EAST LINCOLNSHIRE	1 days
	NY	NORTH YORKSHIRE	6 days
	SY	SOUTH YORKSHIRE	1 days
08	**NORTH WEST**		
	CH	CHESHIRE	5 days
	GM	GREATER MANCHESTER	1 days
	MS	MERSEYSIDE	1 days
09	**NORTH**		
	CB	CUMBRIA	2 days
	TW	TYNE & WEAR	1 days

This section displays the number of survey days per TRICS® sub-region in the selected set

Filtering Stage 2 selection:

This data displays the chosen trip rate parameter and its selected range. Only sites that fall within the parameter range are included in the trip rate calculation.

Parameter:	Number of dwellings
Actual Range:	6 to 432 (units:)
Range Selected by User:	6 to 4334 (units:)

Public Transport Provision:
Selection by: Include all surveys

Date Range: 01/01/08 to 13/11/15

This data displays the range of survey dates selected. Only surveys that were conducted within this date range are included in the trip rate calculation.

Selected survey days:

Monday	8 days
Tuesday	11 days
Wednesday	9 days
Thursday	9 days
Friday	7 days

This data displays the number of selected surveys by day of the week.

Selected survey types:

Manual count	44 days
Directional ATC Count	0 days

This data displays the number of manual classified surveys and the number of unclassified ATC surveys, the total adding up to the overall number of surveys in the selected set. Manual surveys are undertaken using staff, whilst ATC surveys are undertaking using machines.

Selected Locations:

Suburban Area (PPS6 Out of Centre)	22
Edge of Town	22

This data displays the number of surveys per main location category within the selected set. The main location categories consist of Free Standing, Edge of Town, Suburban Area, Neighbourhood Centre, Edge of Town Centre, Town Centre and Not Known.

Selected Location Sub Categories:

Residential Zone	37
No Sub Category	7

This data displays the number of surveys per location sub-category within the selected set. The location sub-categories consist of Commercial Zone, Industrial Zone, Development Zone, Residential Zone, Retail Zone, Built-Up Zone, Village, Out of Town, High Street and No Sub Category.

Filtering Stage 3 selection:

Use Class:

C1	1 days
C3	42 days

This data displays the number of surveys per Use Class classification within the selected set. The Use Classes Order 2005 has been used for this purpose, which can be found within the Library module of TRICS®.

Filtering Stage 3 selection (Cont.):

Population within 1 mile:

1,001 to 5,000	6 days
5,001 to 10,000	11 days
10,001 to 15,000	11 days
15,001 to 20,000	6 days
20,001 to 25,000	5 days
25,001 to 50,000	5 days

This data displays the number of selected surveys within stated 1-mile radii of population.

Population within 5 miles:

5,001 to 25,000	5 days
25,001 to 50,000	5 days
50,001 to 75,000	4 days
75,001 to 100,000	11 days
100,001 to 125,000	5 days
125,001 to 250,000	7 days
250,001 to 500,000	6 days
500,001 or More	1 days

This data displays the number of selected surveys within stated 5-mile radii of population.

Car ownership within 5 miles:

0.6 to 1.0	14 days
1.1 to 1.5	30 days

This data displays the number of selected surveys within stated ranges of average cars owned per residential dwelling, within a radius of 5-miles of selected survey sites.

Travel Plan:

Yes	3 days
No	41 days

This data displays the number of surveys within the selected set that were undertaken at sites with Travel Plans in place, and the number of surveys that were undertaken at sites without Travel Plans.

LIST OF SITES relevant to selection parameters

1 CA-03-A-04 DETACHED CAMBRIDGESHIRE

THORPE PARK ROAD
PETERBOROUGH
Suburban Area (PPS6 Out of Centre)
Residential Zone
Total Number of dwellings: 9
Survey date: TUESDAY *18/10/11* *Survey Type: MANUAL*

2 CB-03-A-03 SEMI DETACHED CUMBRIA

HAWKSHEAD AVENUE

WORKINGTON
Edge of Town
Residential Zone
Total Number of dwellings: 40
Survey date: THURSDAY *20/11/08* *Survey Type: MANUAL*

3 CB-03-A-04 SEMI DETACHED CUMBRIA

MOORCLOSE ROAD
SALTERBACK
WORKINGTON
Edge of Town
No Sub Category
Total Number of dwellings: 82
Survey date: FRIDAY *24/04/09* *Survey Type: MANUAL*

4 CH-03-A-02 HOUSES/FLATS CHESHIRE

SYDNEY ROAD

CREWE
Edge of Town
Residential Zone
Total Number of dwellings: 174
Survey date: TUESDAY *14/10/08* *Survey Type: MANUAL*

5 CH-03-A-05 DETACHED CHESHIRE

SYDNEY ROAD
SYDNEY
CREWE
Edge of Town
Residential Zone
Total Number of dwellings: 17
Survey date: TUESDAY *14/10/08* *Survey Type: MANUAL*

6 CH-03-A-06 SEMI-DET./BUNGALOWS CHESHIRE

CREWE ROAD

CREWE
Suburban Area (PPS6 Out of Centre)
No Sub Category
Total Number of dwellings: 129
Survey date: TUESDAY *14/10/08* *Survey Type: MANUAL*

7 CH-03-A-08 DETACHED CHESHIRE

WHITCHURCH ROAD
BOUGHTON HEATH
CHESTER
Suburban Area (PPS6 Out of Centre)
Residential Zone
Total Number of dwellings: 11
Survey date: TUESDAY *22/05/12* *Survey Type: MANUAL*

LIST OF SITES relevant to selection parameters (Cont.)

8 **CH-03-A-09** **TERRACED HOUSES** **CHESHIRE**
GREYSTOKE ROAD
HURDSFIELD
MACCLESFIELD
Edge of Town
Residential Zone
Total Number of dwellings: 24
Survey date: MONDAY *24/11/14* *Survey Type: MANUAL*

9 **DC-03-A-01** **DETACHED** **DORSET**
ISAACS CLOSE

POOLE
Suburban Area (PPS6 Out of Centre)
Residential Zone
Total Number of dwellings: 51
Survey date: WEDNESDAY *16/07/08* *Survey Type: MANUAL*

10 **DC-03-A-08** **BUNGALOWS** **DORSET**
HURSTDENE ROAD
CASTLE LANE WEST
BOURNEMOUTH
Edge of Town
Residential Zone
Total Number of dwellings: 28
Survey date: MONDAY *24/03/14* *Survey Type: MANUAL*

11 **DV-03-A-01** **TERRACED HOUSES** **DEVON**
BRONSHILL ROAD

TORQUAY
Suburban Area (PPS6 Out of Centre)
Residential Zone
Total Number of dwellings: 37
Survey date: WEDNESDAY *30/09/15* *Survey Type: MANUAL*

12 **DV-03-A-02** **HOUSES & BUNGALOWS** **DEVON**
MILLHEAD ROAD

HONITON
Suburban Area (PPS6 Out of Centre)
Residential Zone
Total Number of dwellings: 116
Survey date: FRIDAY *25/09/15* *Survey Type: MANUAL*

13 **DV-03-A-03** **TERRACED & SEMI DETACHED** **DEVON**
LOWER BRAND LANE

HONITON
Suburban Area (PPS6 Out of Centre)
Residential Zone
Total Number of dwellings: 70
Survey date: MONDAY *28/09/15* *Survey Type: MANUAL*

14 **ES-03-A-02** **PRIVATE HOUSING** **EAST SUSSEX**
SOUTH COAST ROAD

PEACEHAVEN
Edge of Town
Residential Zone
Total Number of dwellings: 37
Survey date: FRIDAY *18/11/11* *Survey Type: MANUAL*

LIST OF SITES relevant to selection parameters (Cont.)

15 **EX-03-A-01** **SEMI-DET.** **ESSEX**
MILTON ROAD
CORRINGHAM
STANFORD-LE-HOPE
Edge of Town
Residential Zone
Total Number of dwellings: 237
Survey date: TUESDAY *13/05/08* *Survey Type: MANUAL*

16 **GM-03-A-10** **DETACHED/SEMI** **GREATER MANCHESTER**
BUTT HILL DRIVE
PRESTWICH
MANCHESTER
Edge of Town
Residential Zone
Total Number of dwellings: 29
Survey date: WEDNESDAY *12/10/11* *Survey Type: MANUAL*

17 **HC-03-A-17** **HOUSES & FLATS** **HAMPSHIRE**
CANADA WAY

LIPHOOK
Suburban Area (PPS6 Out of Centre)
Residential Zone
Total Number of dwellings: 36
Survey date: THURSDAY *12/11/15* *Survey Type: MANUAL*

18 **LN-03-A-03** **SEMI DETACHED** **LINCOLNSHIRE**
ROOKERY LANE
BOULTHAM
LINCOLN
Suburban Area (PPS6 Out of Centre)
Residential Zone
Total Number of dwellings: 22
Survey date: TUESDAY *18/09/12* *Survey Type: MANUAL*

19 **MS-03-A-03** **DETACHED** **MERSEYSIDE**
BEMPTON ROAD
OTTERSPOOL
LIVERPOOL
Suburban Area (PPS6 Out of Centre)
Residential Zone
Total Number of dwellings: 15
Survey date: FRIDAY *21/06/13* *Survey Type: MANUAL*

20 **NE-03-A-02** **SEMI DETACHED & DETACHED** **NORTH EAST LINCOLNSHIRE**
HANOVER WALK

SCUNTHORPE
Edge of Town
No Sub Category
Total Number of dwellings: 432
Survey date: MONDAY *12/05/14* *Survey Type: MANUAL*

21 **NF-03-A-01** **SEMI DET. & BUNGALOWS** **NORFOLK**
YARMOUTH ROAD

CAISTER-ON-SEA
Suburban Area (PPS6 Out of Centre)
Residential Zone
Total Number of dwellings: 27
Survey date: TUESDAY *16/10/12* *Survey Type: MANUAL*

LIST OF SITES relevant to selection parameters (Cont.)

22 **NF-03-A-02** **HOUSES & FLATS** **NORFOLK**
DEREHAM ROAD

NORWICH
Suburban Area (PPS6 Out of Centre)
Residential Zone
Total Number of dwellings: 98
Survey date: MONDAY *22/10/12* *Survey Type: MANUAL*

23 **NF-03-A-03** **DETACHED HOUSES** **NORFOLK**
HALING WAY

THETFORD
Edge of Town
Residential Zone
Total Number of dwellings: 10
Survey date: WEDNESDAY *16/09/15* *Survey Type: MANUAL*

24 **NY-03-A-06** **BUNGALOWS & SEMI DET.** **NORTH YORKSHIRE**
HORSEFAIR

BOROUGHBRIDGE
Suburban Area (PPS6 Out of Centre)
Residential Zone
Total Number of dwellings: 115
Survey date: FRIDAY *14/10/11* *Survey Type: MANUAL*

25 **NY-03-A-07** **DETACHED & SEMI DET.** **NORTH YORKSHIRE**
CRAVEN WAY

BOROUGHBRIDGE
Edge of Town
No Sub Category
Total Number of dwellings: 23
Survey date: TUESDAY *18/10/11* *Survey Type: MANUAL*

26 **NY-03-A-08** **TERRACED HOUSES** **NORTH YORKSHIRE**
NICHOLAS STREET

YORK
Suburban Area (PPS6 Out of Centre)
Residential Zone
Total Number of dwellings: 21
Survey date: MONDAY *16/09/13* *Survey Type: MANUAL*

27 **NY-03-A-09** **MIXED HOUSING** **NORTH YORKSHIRE**
GRAMMAR SCHOOL LANE

NORTHALLERTON
Suburban Area (PPS6 Out of Centre)
Residential Zone
Total Number of dwellings: 52
Survey date: MONDAY *16/09/13* *Survey Type: MANUAL*

28 **NY-03-A-10** **HOUSES AND FLATS** **NORTH YORKSHIRE**
BOROUGHBRIDGE ROAD

RIPON
Edge of Town
No Sub Category
Total Number of dwellings: 71
Survey date: TUESDAY *17/09/13* *Survey Type: MANUAL*

LIST OF SITES relevant to selection parameters (Cont.)

29 NY-03-A-11 PRIVATE HOUSING NORTH YORKSHIRE
HORSEFAIR

BOROUGHBRIDGE
Edge of Town
Residential Zone
Total Number of dwellings: 23
Survey date: WEDNESDAY 18/09/13 Survey Type: MANUAL

30 SC-03-A-04 DETACHED & TERRACED SURREY
HIGH ROAD

BYFLEET
Edge of Town
Residential Zone
Total Number of dwellings: 71
Survey date: THURSDAY 23/01/14 Survey Type: MANUAL

31 SF-03-A-04 DETACHED & BUNGALOWS SUFFOLK
NORMANSTON DRIVE

LOWESTOFT
Suburban Area (PPS6 Out of Centre)
Residential Zone
Total Number of dwellings: 7
Survey date: TUESDAY 23/10/12 Survey Type: MANUAL

32 SF-03-A-05 DETACHED HOUSES SUFFOLK
VALE LANE

BURY ST EDMUNDS
Edge of Town
Residential Zone
Total Number of dwellings: 18
Survey date: WEDNESDAY 09/09/15 Survey Type: MANUAL

33 SH-03-A-03 DETATCHED SHROPSHIRE
SOMERBY DRIVE
BICTON HEATH
SHREWSBURY
Edge of Town
No Sub Category
Total Number of dwellings: 10
Survey date: FRIDAY 26/06/09 Survey Type: MANUAL

34 SH-03-A-04 TERRACED SHROPSHIRE
ST MICHAEL'S STREET

SHREWSBURY
Suburban Area (PPS6 Out of Centre)
No Sub Category
Total Number of dwellings: 108
Survey date: THURSDAY 11/06/09 Survey Type: MANUAL

35 SH-03-A-05 SEMI-DETACHED/TERRACED SHROPSHIRE
SANDCROFT
SUTTON HILL
TELFORD
Edge of Town
Residential Zone
Total Number of dwellings: 54
Survey date: THURSDAY 24/10/13 Survey Type: MANUAL

LIST OF SITES relevant to selection parameters (Cont.)

36 **SH-03-A-06** **BUNGALOWS** **SHROPSHIRE**
ELLESMERE ROAD

SHREWSBURY
Edge of Town
Residential Zone
Total Number of dwellings: 16
Survey date: THURSDAY *22/05/14* *Survey Type: MANUAL*

37 **SM-03-A-01** **DETACHED & SEMI** **SOMERSET**
WEMBDON ROAD
NORTHFIELD
BRIDGWATER
Edge of Town
Residential Zone
Total Number of dwellings: 33
Survey date: THURSDAY *24/09/15* *Survey Type: MANUAL*

38 **ST-03-A-05** **TERRACED & DETACHED** **STAFFORDSHIRE**
WATERMEET GROVE
ETRURIA
STOKE-ON-TRENT
Suburban Area (PPS6 Out of Centre)
Residential Zone
Total Number of dwellings: 14
Survey date: WEDNESDAY *26/11/08* *Survey Type: MANUAL*

39 **SY-03-A-01** **SEMI DETACHED HOUSES** **SOUTH YORKSHIRE**
A19 BENTLEY ROAD
BENTLEY RISE
DONCASTER
Suburban Area (PPS6 Out of Centre)
Residential Zone
Total Number of dwellings: 54
Survey date: WEDNESDAY *18/09/13* *Survey Type: MANUAL*

40 **TW-03-A-02** **SEMI-DETACHED** **TYNE & WEAR**
WEST PARK ROAD

GATESHEAD
Suburban Area (PPS6 Out of Centre)
Residential Zone
Total Number of dwellings: 16
Survey date: MONDAY *07/10/13* *Survey Type: MANUAL*

41 **WK-03-A-01** **TERRACED/SEMI/DET.** **WARWICKSHIRE**
ARLINGTON AVENUE

LEAMINGTON SPA
Suburban Area (PPS6 Out of Centre)
Residential Zone
Total Number of dwellings: 6
Survey date: FRIDAY *21/10/11* *Survey Type: MANUAL*

42 **WK-03-A-02** **BUNGALOWS** **WARWICKSHIRE**
NARBERTH WAY
POTTERS GREEN
COVENTRY
Edge of Town
Residential Zone
Total Number of dwellings: 17
Survey date: THURSDAY *17/10/13* *Survey Type: MANUAL*

LIST OF SITES relevant to selection parameters (Cont.)

43 WS-03-A-04 MIXED HOUSES WEST SUSSEX
HILLS FARM LANE
BROADBRIDGE HEATH
HORSHAM
Edge of Town
Residential Zone
Total Number of dwellings: 151
Survey date: THURSDAY *11/12/14* *Survey Type: MANUAL*

44 WS-03-A-05 TERRACED & FLATS WEST SUSSEX
UPPER SHOREHAM ROAD

SHOREHAM BY SEA
Suburban Area (PPS6 Out of Centre)
Residential Zone
Total Number of dwellings: 48
Survey date: WEDNESDAY *18/04/12* *Survey Type: MANUAL*

This section provides a list of all survey sites and days in the selected set. For each individual survey site, it displays a unique site reference code and site address, the selected trip rate calculation parameter and its value, the day of the week and date of each survey, and whether the survey was a manual classified count or an ATC count.

TRIP RATE for Land Use 03 - RESIDENTIAL/A - HOUSES PRIVATELY OWNED

VEHICLES

Calculation factor: 1 DWELLS

BOLD print indicates peak (busiest) period

Time Range	ARRIVALS			DEPARTURES			TOTALS		
	No. Days	Ave. DWELLS	Trip Rate	No. Days	Ave. DWELLS	Trip Rate	No. Days	Ave. DWELLS	Trip Rate
00:00 - 01:00									
01:00 - 02:00									
02:00 - 03:00									
03:00 - 04:00									
04:00 - 05:00									
05:00 - 06:00									
06:00 - 07:00									
07:00 - 08:00	44	60	0.072	44	60	0.270	44	60	0.342
08:00 - 09:00	44	60	0.132	**44**	**60**	**0.379**	44	60	0.511
09:00 - 10:00	44	60	0.140	44	60	0.164	44	60	0.304
10:00 - 11:00	44	60	0.140	44	60	0.160	44	60	0.300
11:00 - 12:00	44	60	0.146	44	60	0.153	44	60	0.299
12:00 - 13:00	44	60	0.167	44	60	0.157	44	60	0.324
13:00 - 14:00	44	60	0.160	44	60	0.152	44	60	0.312
14:00 - 15:00	44	60	0.162	44	60	0.177	44	60	0.339
15:00 - 16:00	44	60	0.270	44	60	0.192	44	60	0.462
16:00 - 17:00	44	60	0.286	44	60	0.177	44	60	0.463
17:00 - 18:00	**44**	**60**	**0.330**	44	60	0.182	**44**	**60**	**0.512**
18:00 - 19:00	44	60	0.234	44	60	0.164	44	60	0.398
19:00 - 20:00									
20:00 - 21:00									
21:00 - 22:00									
22:00 - 23:00									
23:00 - 24:00									
Total Rates:			2.239			2.327			4.566

This section displays the trip rate results based on the selected set of surveys and the selected count type (shown just above the table). It is split by three main columns, representing arrivals trips, departures trips, and total trips (arrivals plus departures). Within each of these main columns are three sub-columns. These display the number of survey days where count data is included (per time period), the average value of the selected trip rate calculation parameter (per time period), and the trip rate result (per time period). Total trip rates (the sum of the column) are also displayed at the foot of the table.

To obtain a trip rate, the average (mean) trip rate parameter value (TRP) is first calculated for all selected survey days that have count data available for the stated time period. The average (mean) number of arrivals, departures or totals (whichever applies) is also calculated (COUNT) for all selected survey days that have count data available for the stated time period. Then, the average count is divided by the average trip rate parameter value, and multiplied by the stated calculation factor (shown just above the table and abbreviated here as FACT). So, the method is: COUNT/TRP FACT. Trip rates are then rounded to 3 decimal places.*

Parameter summary

Trip rate parameter range selected:	6 - 432 (units:)
Survey date date range:	01/01/08 - 13/11/15
Number of weekdays (Monday-Friday):	44
Number of Saturdays:	0
Number of Sundays:	0
Surveys automatically removed from selection:	1
Surveys manually removed from selection:	0

This section displays a quick summary of some of the data filtering selections made by the TRICS® user. The trip rate calculation parameter range of all selected surveys is displayed first, followed by the range of minimum and maximum survey dates selected by the user. Then, the total number of selected weekdays and weekend days in the selected set of surveys are show. Finally, the number of survey days that have been manually removed from the selected set outside of the standard filtering procedure are displayed.

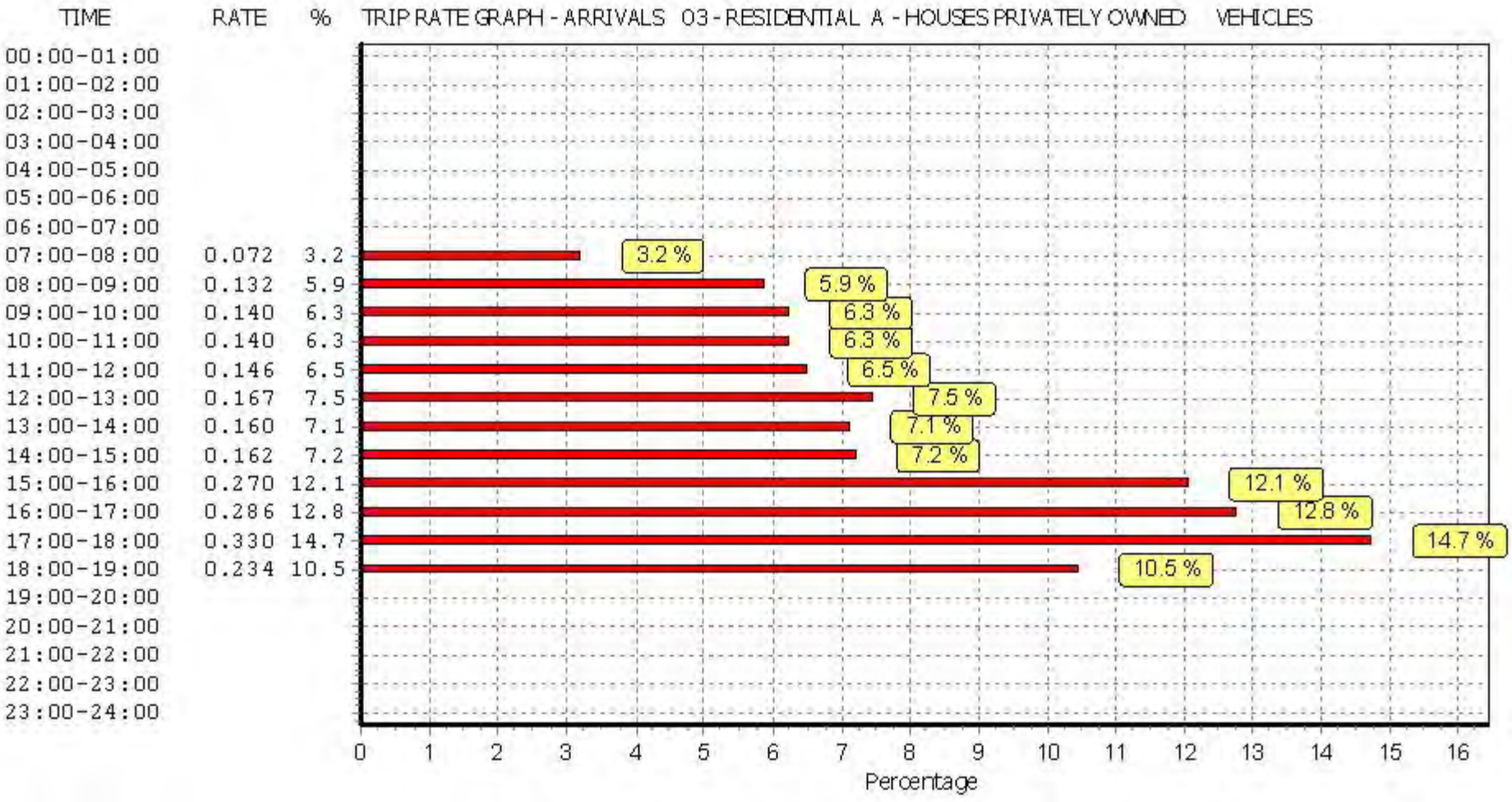

This graph is a visual representation of the trip rate calculation results screen. The same time periods and trip rates are displayed, but in addition there is an additional column showing the percentage of the total trip rate by individual time period, allowing peak periods to be easily identified through observation. Note that the type of count and the selected direction is shown at the top of the graph.

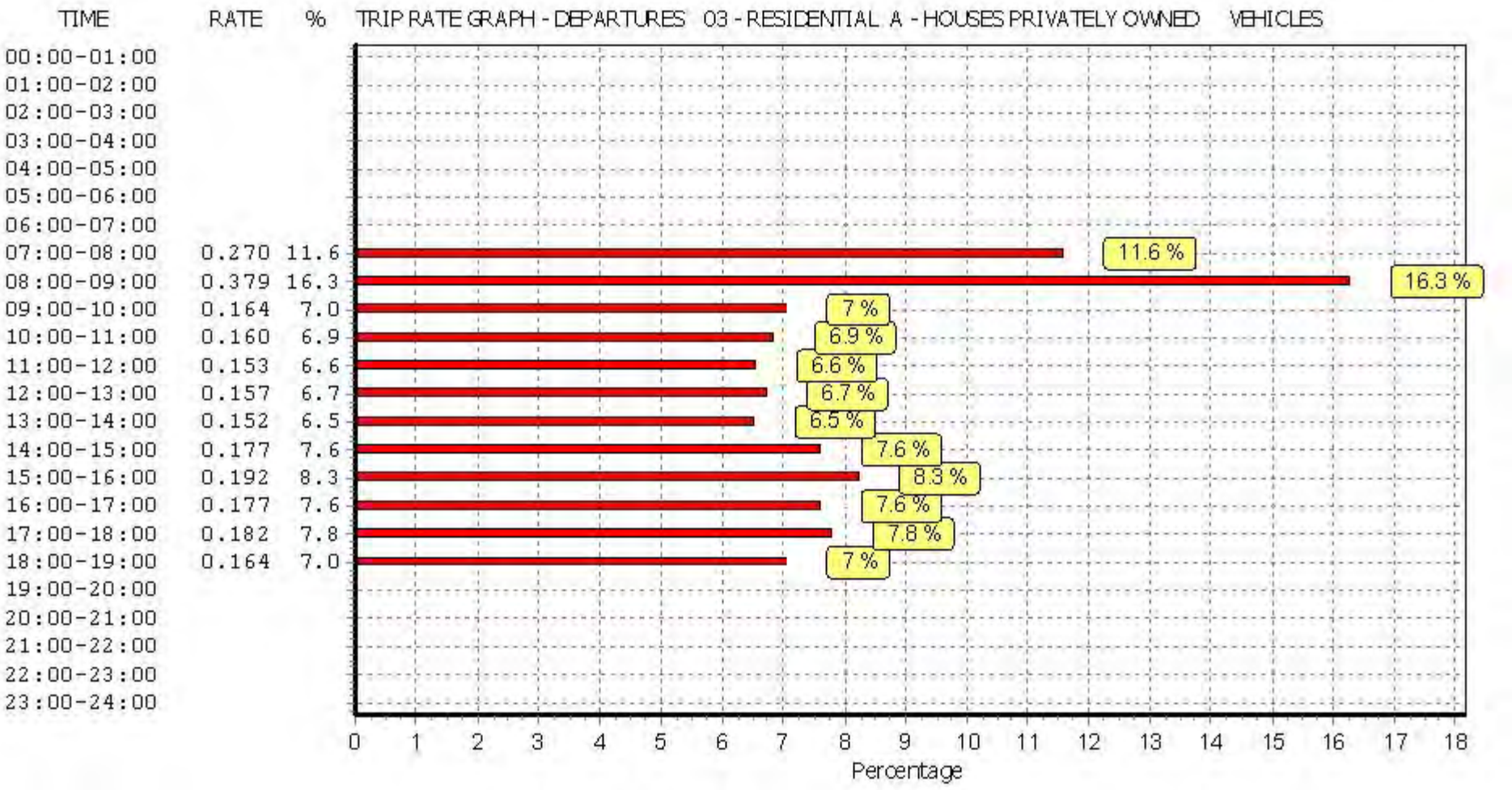

This graph is a visual representation of the trip rate calculation results screen. The same time periods and trip rates are displayed, but in addition there is an additional column showing the percentage of the total trip rate by individual time period, allowing peak periods to be easily identified through observation. Note that the type of count and the selected direction is shown at the top of the graph.

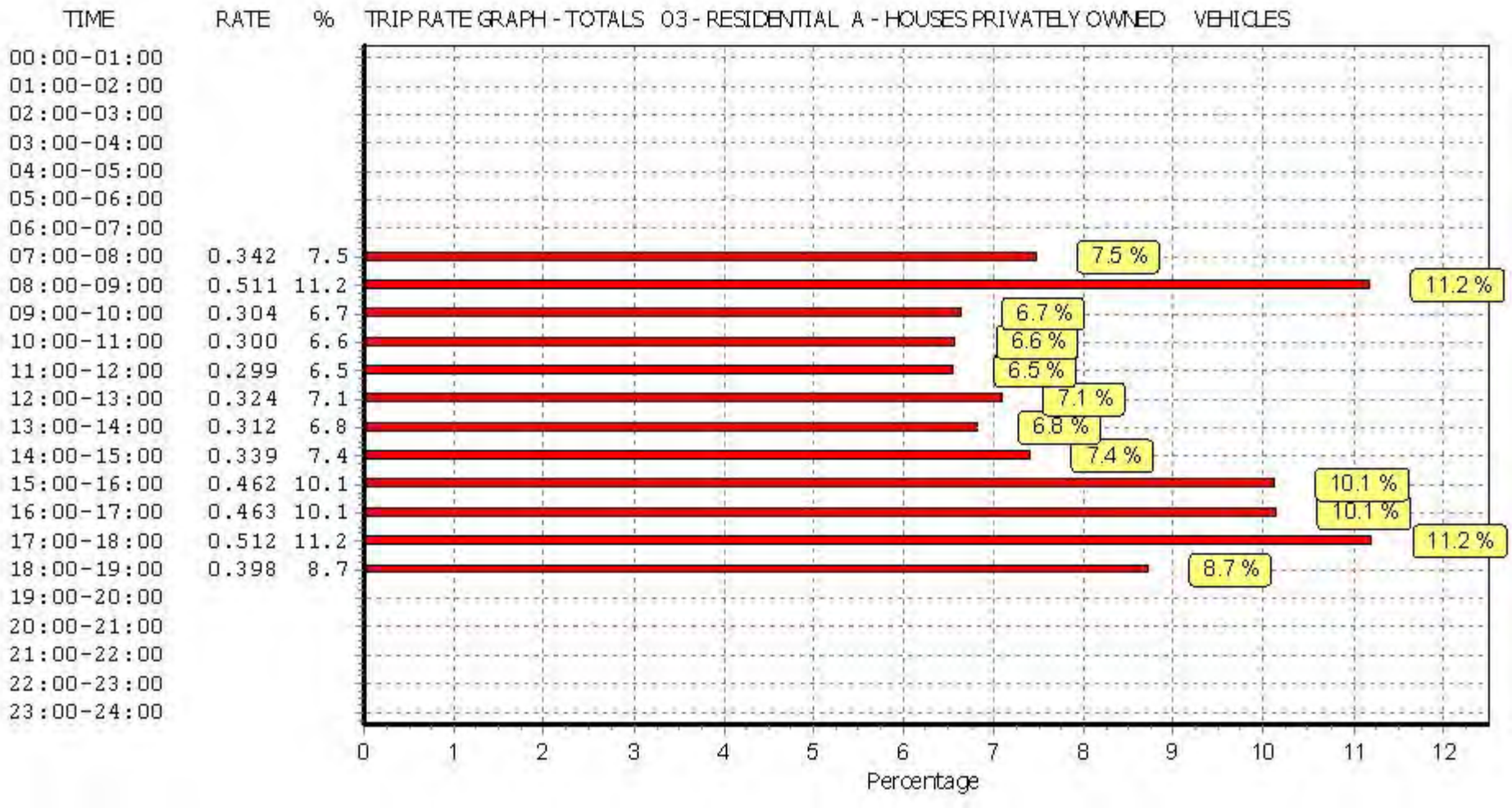

This graph is a visual representation of the trip rate calculation results screen. The same time periods and trip rates are displayed, but in addition there is an additional column showing the percentage of the total trip rate by individual time period, allowing peak periods to be easily identified through observation. Note that the type of count and the selected direction is shown at the top of the graph.

TRIP RATE for Land Use 03 - RESIDENTIAL/A - HOUSES PRIVATELY OWNED

TAXIS

Calculation factor: 1 DWELLS

BOLD print indicates peak (busiest) period

Time Range	ARRIVALS			DEPARTURES			TOTALS		
	No. Days	Ave. DWELLS	Trip Rate	No. Days	Ave. DWELLS	Trip Rate	No. Days	Ave. DWELLS	Trip Rate
00:00 - 01:00									
01:00 - 02:00									
02:00 - 03:00									
03:00 - 04:00									
04:00 - 05:00									
05:00 - 06:00									
06:00 - 07:00									
07:00 - 08:00	44	60	0.003	44	60	0.003	44	60	0.006
08:00 - 09:00	44	60	0.005	44	60	0.005	44	60	0.010
09:00 - 10:00	44	60	0.003	44	60	0.003	44	60	0.006
10:00 - 11:00	44	60	0.003	44	60	0.003	44	60	0.006
11:00 - 12:00	44	60	0.002	44	60	0.002	44	60	0.004
12:00 - 13:00	44	60	0.001	44	60	0.001	44	60	0.002
13:00 - 14:00	44	60	0.001	44	60	0.001	44	60	0.002
14:00 - 15:00	44	60	0.003	44	60	0.003	44	60	0.006
15:00 - 16:00	**44**	**60**	**0.006**	**44**	**60**	**0.006**	**44**	**60**	**0.012**
16:00 - 17:00	44	60	0.003	44	60	0.003	44	60	0.006
17:00 - 18:00	44	60	0.002	44	60	0.002	44	60	0.004
18:00 - 19:00	44	60	0.002	44	60	0.002	44	60	0.004
19:00 - 20:00									
20:00 - 21:00									
21:00 - 22:00									
22:00 - 23:00									
23:00 - 24:00									
Total Rates:			0.034			0.034			0.068

This section displays the trip rate results based on the selected set of surveys and the selected count type (shown just above the table). It is split by three main columns, representing arrivals trips, departures trips, and total trips (arrivals plus departures). Within each of these main columns are three sub-columns. These display the number of survey days where count data is included (per time period), the average value of the selected trip rate calculation parameter (per time period), and the trip rate result (per time period). Total trip rates (the sum of the column) are also displayed at the foot of the table.

To obtain a trip rate, the average (mean) trip rate parameter value (TRP) is first calculated for all selected survey days that have count data available for the stated time period. The average (mean) number of arrivals, departures or totals (whichever applies) is also calculated (COUNT) for all selected survey days that have count data available for the stated time period. Then, the average count is divided by the average trip rate parameter value, and multiplied by the stated calculation factor (shown just above the table and abbreviated here as FACT). So, the method is: COUNT/TRP FACT. Trip rates are then rounded to 3 decimal places.*

Parameter summary

Trip rate parameter range selected:	6 - 432 (units:)
Survey date date range:	01/01/08 - 13/11/15
Number of weekdays (Monday-Friday):	44
Number of Saturdays:	0
Number of Sundays:	0
Surveys automatically removed from selection:	1
Surveys manually removed from selection:	0

This section displays a quick summary of some of the data filtering selections made by the TRICS® user. The trip rate calculation parameter range of all selected surveys is displayed first, followed by the range of minimum and maximum survey dates selected by the user. Then, the total number of selected weekdays and weekend days in the selected set of surveys are show. Finally, the number of survey days that have been manually removed from the selected set outside of the standard filtering procedure are displayed.

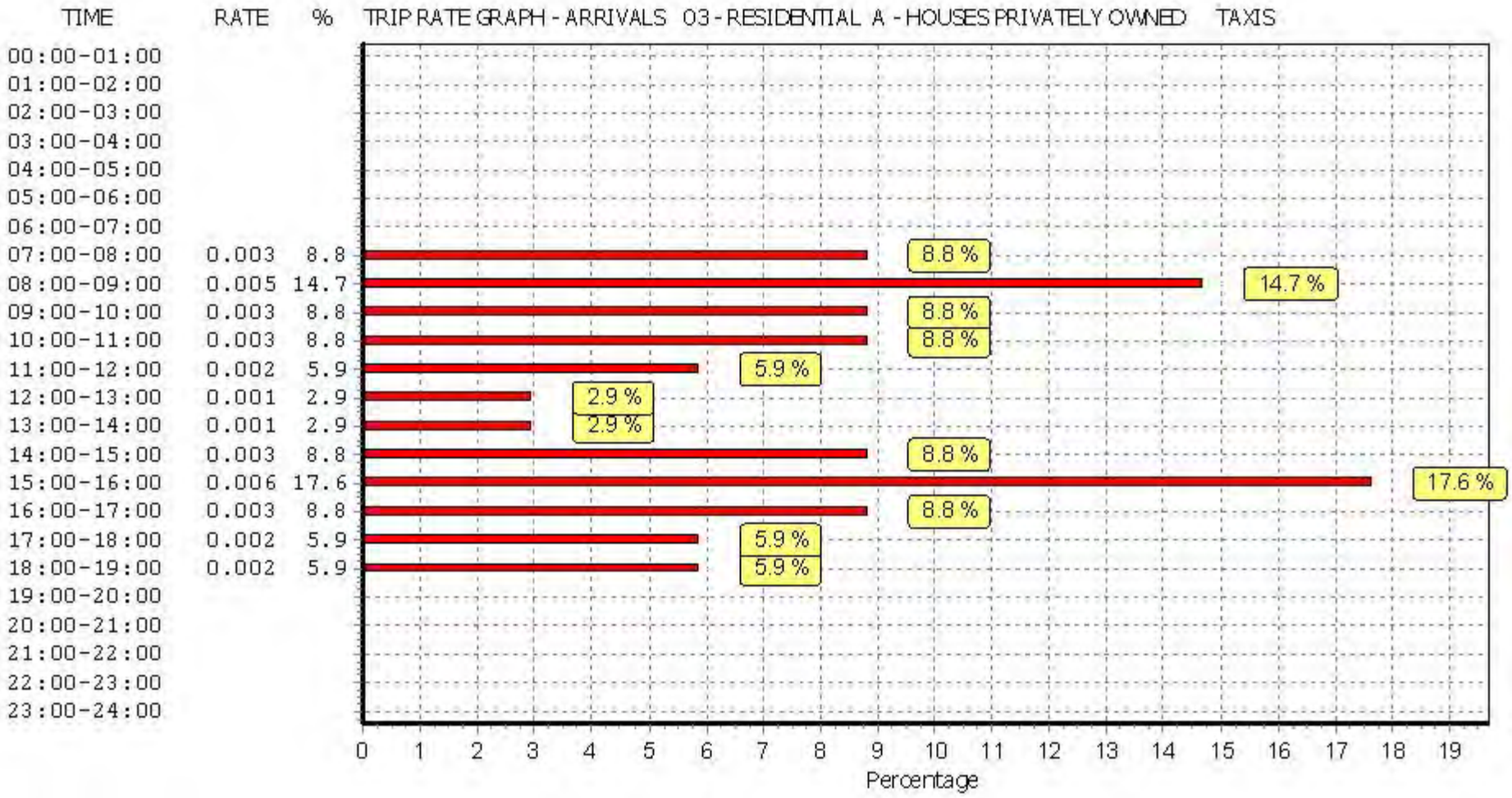

This graph is a visual representation of the trip rate calculation results screen. The same time periods and trip rates are displayed, but in addition there is an additional column showing the percentage of the total trip rate by individual time period, allowing peak periods to be easily identified through observation. Note that the type of count and the selected direction is shown at the top of the graph.

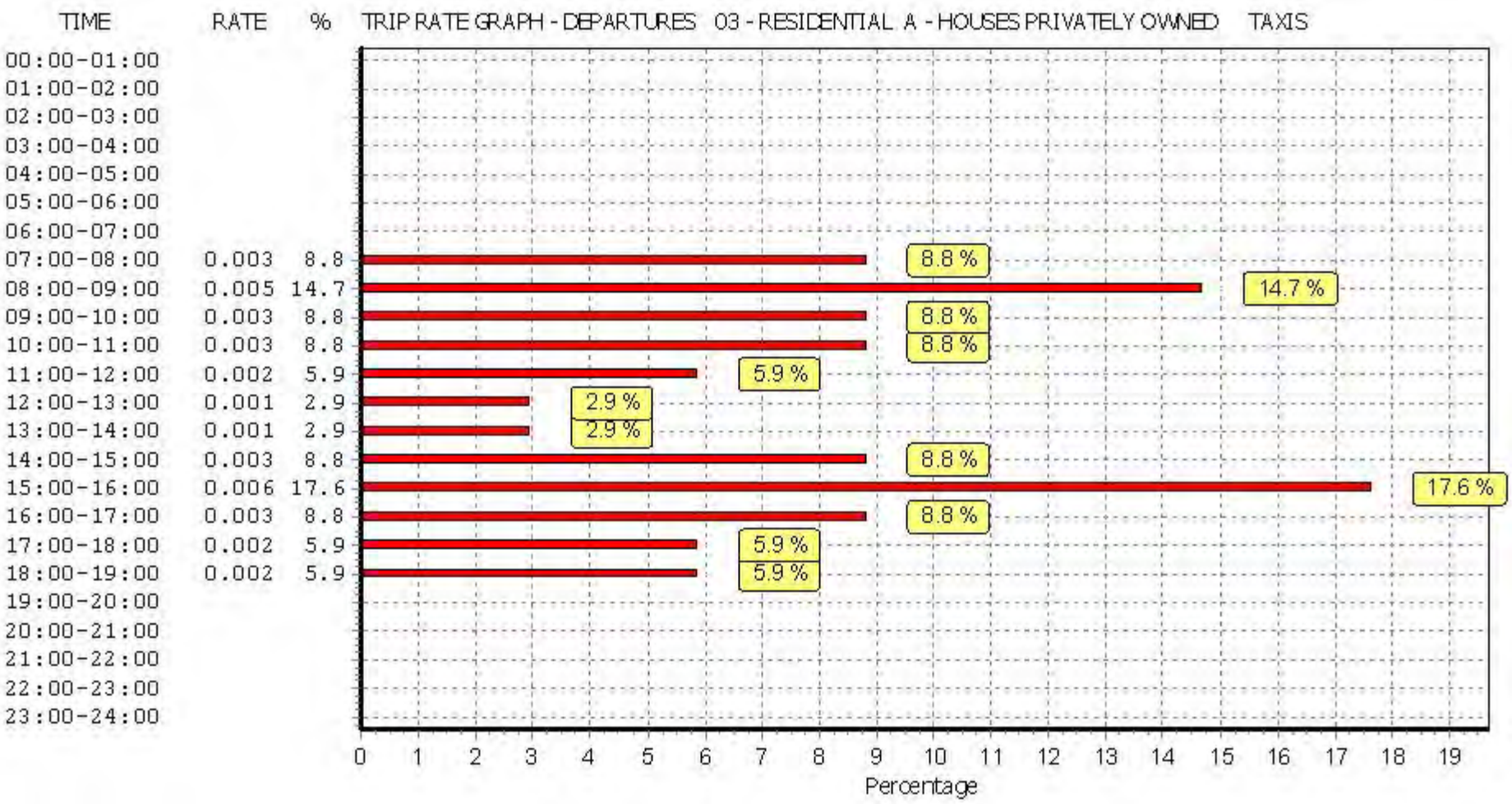

This graph is a visual representation of the trip rate calculation results screen. The same time periods and trip rates are displayed, but in addition there is an additional column showing the percentage of the total trip rate by individual time period, allowing peak periods to be easily identified through observation. Note that the type of count and the selected direction is shown at the top of the graph.

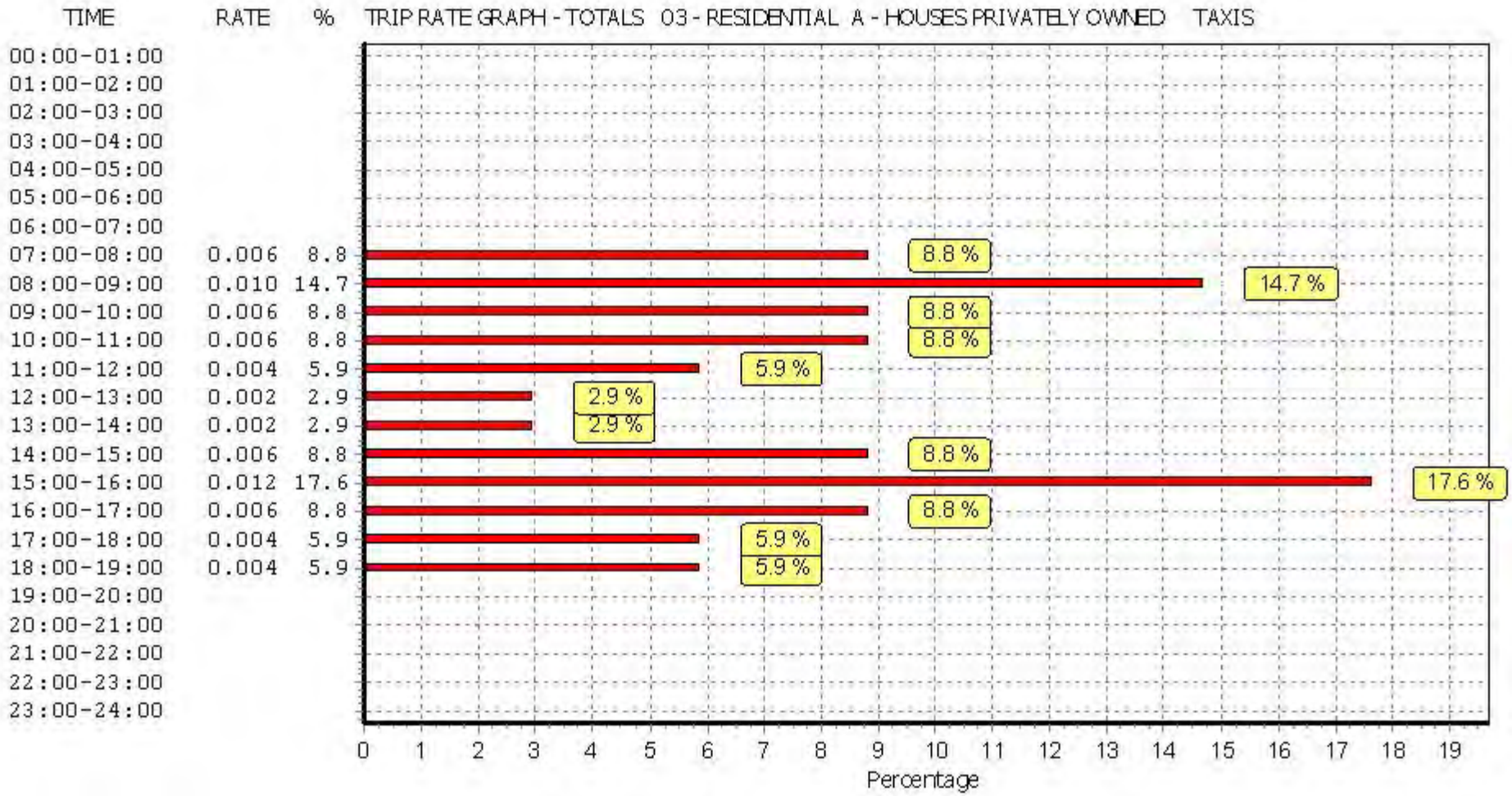

This graph is a visual representation of the trip rate calculation results screen. The same time periods and trip rates are displayed, but in addition there is an additional column showing the percentage of the total trip rate by individual time period, allowing peak periods to be easily identified through observation. Note that the type of count and the selected direction is shown at the top of the graph.

TRIP RATE for Land Use 03 - RESIDENTIAL/A - HOUSES PRIVATELY OWNED

OGVS

Calculation factor: 1 DWELLS

BOLD print indicates peak (busiest) period

Time Range	ARRIVALS			DEPARTURES			TOTALS		
	No. Days	Ave. DWELLS	Trip Rate	No. Days	Ave. DWELLS	Trip Rate	No. Days	Ave. DWELLS	Trip Rate
00:00 - 01:00									
01:00 - 02:00									
02:00 - 03:00									
03:00 - 04:00									
04:00 - 05:00									
05:00 - 06:00									
06:00 - 07:00									
07:00 - 08:00	44	60	0.001	44	60	0.001	44	60	0.002
08:00 - 09:00	44	60	0.002	44	60	0.002	44	60	0.004
09:00 - 10:00	44	60	0.002	44	60	0.002	44	60	0.004
10:00 - 11:00	44	60	0.003	44	60	0.003	44	60	0.006
11:00 - 12:00	**44**	**60**	**0.003**	44	60	0.003	44	60	0.006
12:00 - 13:00	44	60	0.003	**44**	**60**	**0.004**	**44**	**60**	**0.007**
13:00 - 14:00	44	60	0.003	44	60	0.003	44	60	0.006
14:00 - 15:00	44	60	0.002	44	60	0.003	44	60	0.005
15:00 - 16:00	44	60	0.001	44	60	0.001	44	60	0.002
16:00 - 17:00	44	60	0.001	44	60	0.001	44	60	0.002
17:00 - 18:00	44	60	0.001	44	60	0.001	44	60	0.002
18:00 - 19:00	44	60	0.000	44	60	0.000	44	60	0.000
19:00 - 20:00									
20:00 - 21:00									
21:00 - 22:00									
22:00 - 23:00									
23:00 - 24:00									
Total Rates:			0.022			0.024			0.046

This section displays the trip rate results based on the selected set of surveys and the selected count type (shown just above the table). It is split by three main columns, representing arrivals trips, departures trips, and total trips (arrivals plus departures). Within each of these main columns are three sub-columns. These display the number of survey days where count data is included (per time period), the average value of the selected trip rate calculation parameter (per time period), and the trip rate result (per time period). Total trip rates (the sum of the column) are also displayed at the foot of the table.

To obtain a trip rate, the average (mean) trip rate parameter value (TRP) is first calculated for all selected survey days that have count data available for the stated time period. The average (mean) number of arrivals, departures or totals (whichever applies) is also calculated (COUNT) for all selected survey days that have count data available for the stated time period. Then, the average count is divided by the average trip rate parameter value, and multiplied by the stated calculation factor (shown just above the table and abbreviated here as FACT). So, the method is: COUNT/TRP FACT. Trip rates are then rounded to 3 decimal places.*

Parameter summary

Trip rate parameter range selected:	6 - 432 (units:)
Survey date date range:	01/01/08 - 13/11/15
Number of weekdays (Monday-Friday):	44
Number of Saturdays:	0
Number of Sundays:	0
Surveys automatically removed from selection:	1
Surveys manually removed from selection:	0

This section displays a quick summary of some of the data filtering selections made by the TRICS® user. The trip rate calculation parameter range of all selected surveys is displayed first, followed by the range of minimum and maximum survey dates selected by the user. Then, the total number of selected weekdays and weekend days in the selected set of surveys are show. Finally, the number of survey days that have been manually removed from the selected set outside of the standard filtering procedure are displayed.

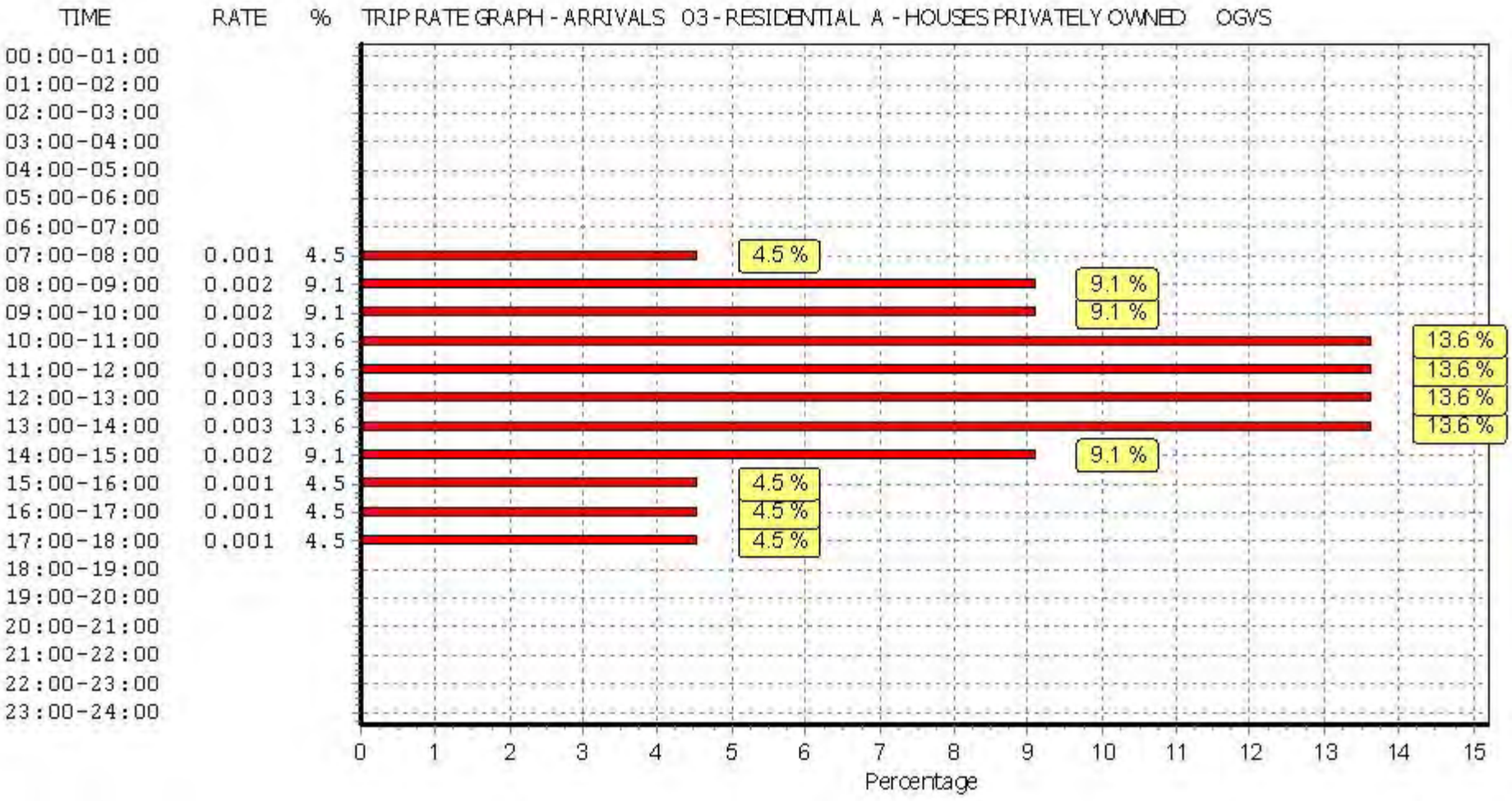

This graph is a visual representation of the trip rate calculation results screen. The same time periods and trip rates are displayed, but in addition there is an additional column showing the percentage of the total trip rate by individual time period, allowing peak periods to be easily identified through observation. Note that the type of count and the selected direction is shown at the top of the graph.

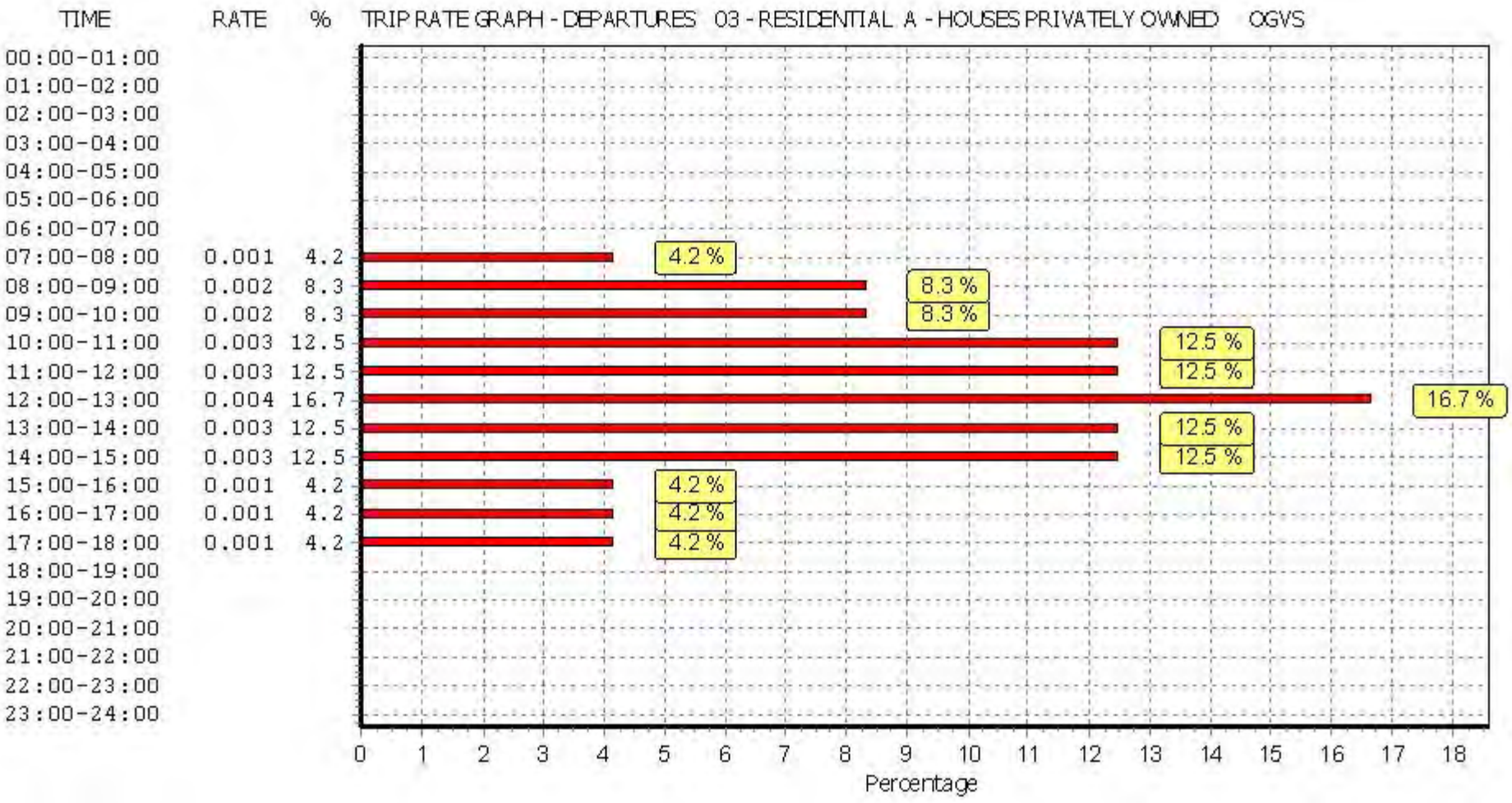

This graph is a visual representation of the trip rate calculation results screen. The same time periods and trip rates are displayed, but in addition there is an additional column showing the percentage of the total trip rate by individual time period, allowing peak periods to be easily identified through observation. Note that the type of count and the selected direction is shown at the top of the graph.

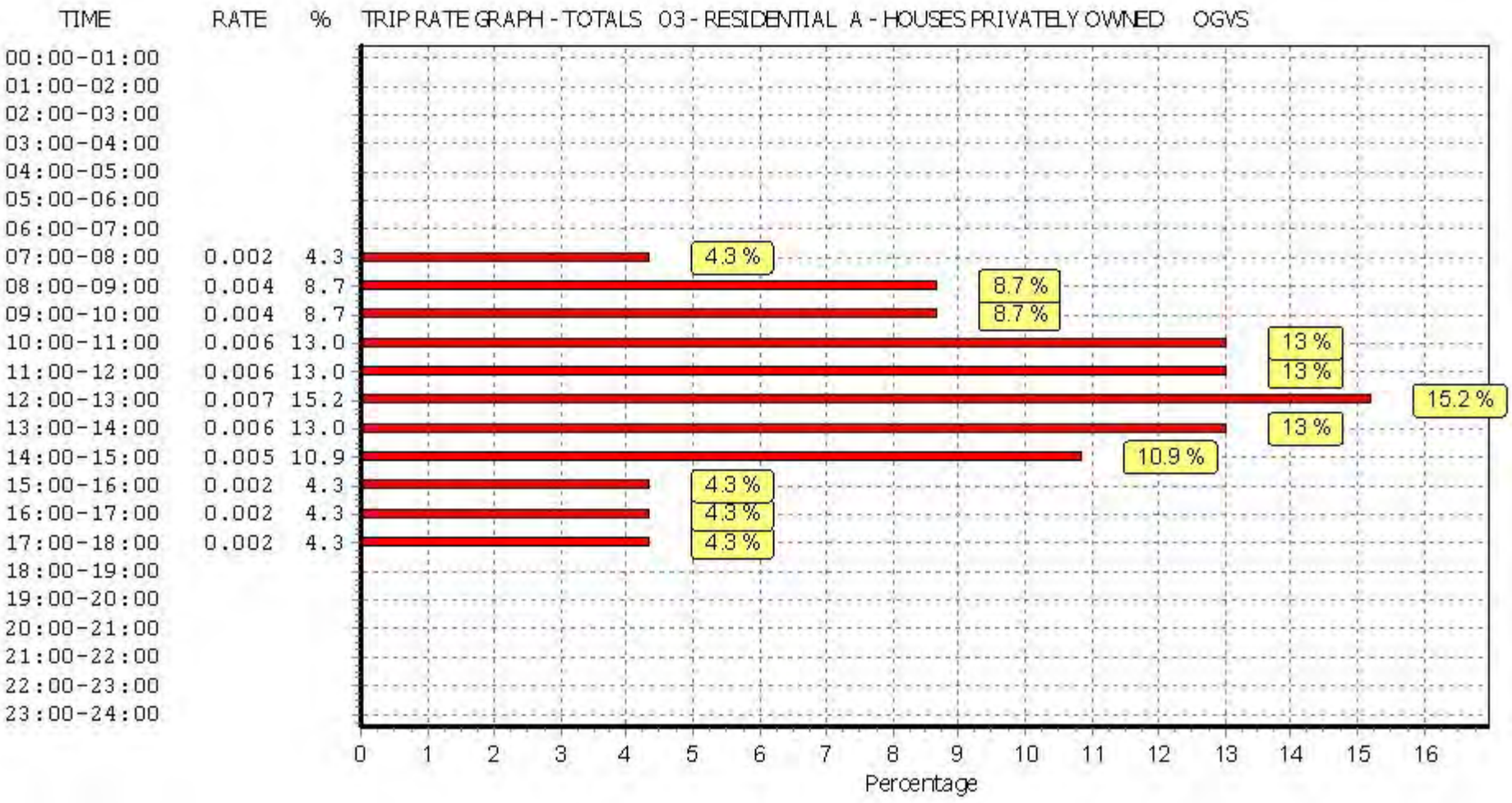

This graph is a visual representation of the trip rate calculation results screen. The same time periods and trip rates are displayed, but in addition there is an additional column showing the percentage of the total trip rate by individual time period, allowing peak periods to be easily identified through observation. Note that the type of count and the selected direction is shown at the top of the graph.

TRIP RATE for Land Use 03 - RESIDENTIAL/A - HOUSES PRIVATELY OWNED

PSVS

Calculation factor: 1 DWELLS

BOLD print indicates peak (busiest) period

Time Range	ARRIVALS			DEPARTURES			TOTALS		
	No. Days	Ave. DWELLS	Trip Rate	No. Days	Ave. DWELLS	Trip Rate	No. Days	Ave. DWELLS	Trip Rate
00:00 - 01:00									
01:00 - 02:00									
02:00 - 03:00									
03:00 - 04:00									
04:00 - 05:00									
05:00 - 06:00									
06:00 - 07:00									
07:00 - 08:00	44	60	0.000	44	60	0.000	44	60	0.000
08:00 - 09:00	44	60	0.000	44	60	0.000	44	60	0.000
09:00 - 10:00	44	60	0.000	44	60	0.000	44	60	0.000
10:00 - 11:00	44	60	0.000	44	60	0.000	44	60	0.000
11:00 - 12:00	**44**	**60**	**0.001**	**44**	**60**	**0.001**	**44**	**60**	**0.002**
12:00 - 13:00	44	60	0.000	44	60	0.000	44	60	0.000
13:00 - 14:00	44	60	0.000	44	60	0.000	44	60	0.000
14:00 - 15:00	44	60	0.000	44	60	0.000	44	60	0.000
15:00 - 16:00	44	60	0.000	44	60	0.000	44	60	0.000
16:00 - 17:00	44	60	0.000	44	60	0.000	44	60	0.000
17:00 - 18:00	44	60	0.000	44	60	0.000	44	60	0.000
18:00 - 19:00	44	60	0.000	44	60	0.000	44	60	0.000
19:00 - 20:00									
20:00 - 21:00									
21:00 - 22:00									
22:00 - 23:00									
23:00 - 24:00									
Total Rates:			0.001			0.001			0.002

This section displays the trip rate results based on the selected set of surveys and the selected count type (shown just above the table). It is split by three main columns, representing arrivals trips, departures trips, and total trips (arrivals plus departures). Within each of these main columns are three sub-columns. These display the number of survey days where count data is included (per time period), the average value of the selected trip rate calculation parameter (per time period), and the trip rate result (per time period). Total trip rates (the sum of the column) are also displayed at the foot of the table.

To obtain a trip rate, the average (mean) trip rate parameter value (TRP) is first calculated for all selected survey days that have count data available for the stated time period. The average (mean) number of arrivals, departures or totals (whichever applies) is also calculated (COUNT) for all selected survey days that have count data available for the stated time period. Then, the average count is divided by the average trip rate parameter value, and multiplied by the stated calculation factor (shown just above the table and abbreviated here as FACT). So, the method is: COUNT/TRP FACT. Trip rates are then rounded to 3 decimal places.*

Parameter summary

Trip rate parameter range selected:	6 - 432 (units:)
Survey date date range:	01/01/08 - 13/11/15
Number of weekdays (Monday-Friday):	44
Number of Saturdays:	0
Number of Sundays:	0
Surveys automatically removed from selection:	1
Surveys manually removed from selection:	0

This section displays a quick summary of some of the data filtering selections made by the TRICS® user. The trip rate calculation parameter range of all selected surveys is displayed first, followed by the range of minimum and maximum survey dates selected by the user. Then, the total number of selected weekdays and weekend days in the selected set of surveys are show. Finally, the number of survey days that have been manually removed from the selected set outside of the standard filtering procedure are displayed.

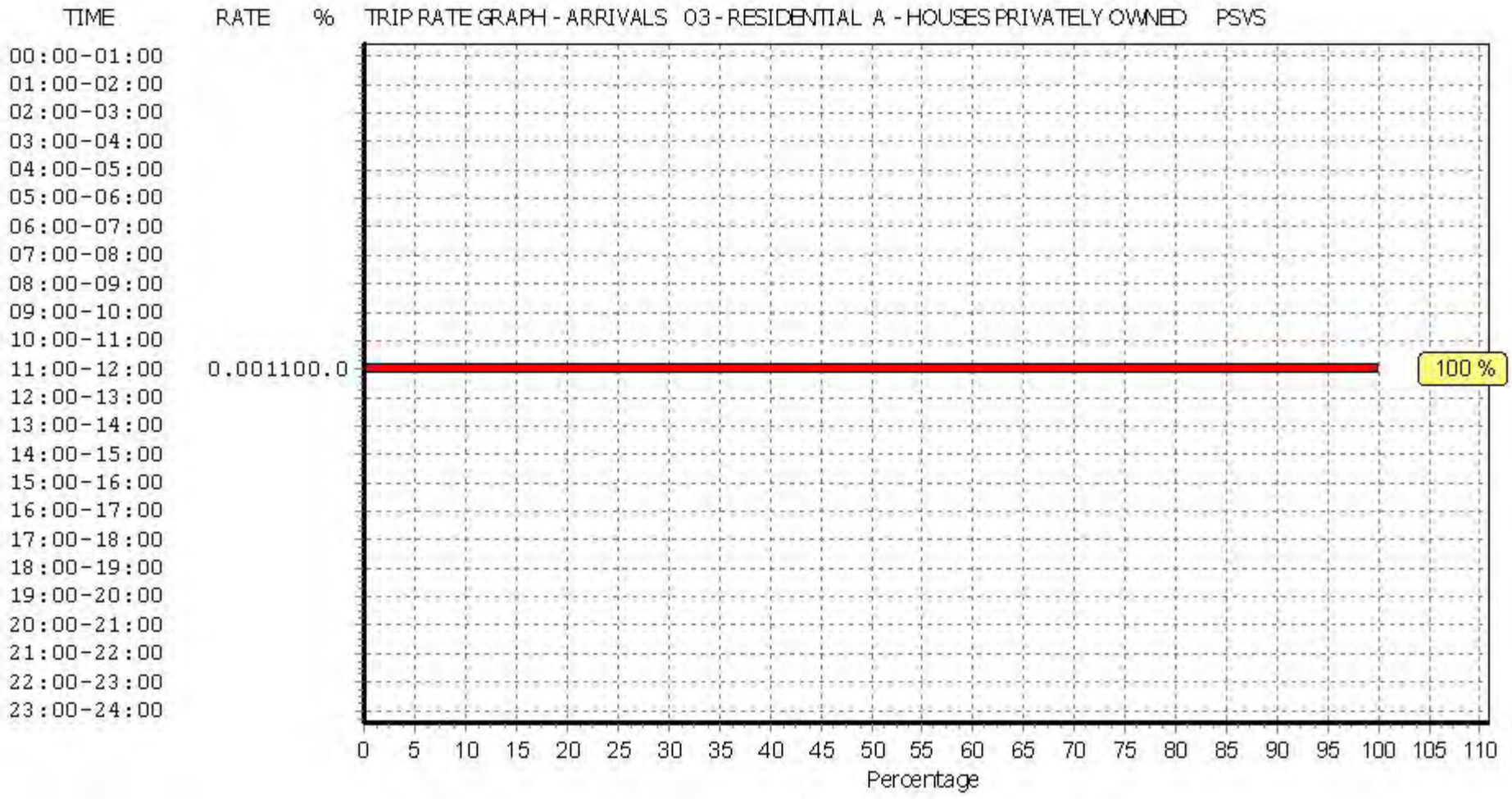

This graph is a visual representation of the trip rate calculation results screen. The same time periods and trip rates are displayed, but in addition there is an additional column showing the percentage of the total trip rate by individual time period, allowing peak periods to be easily identified through observation. Note that the type of count and the selected direction is shown at the top of the graph.

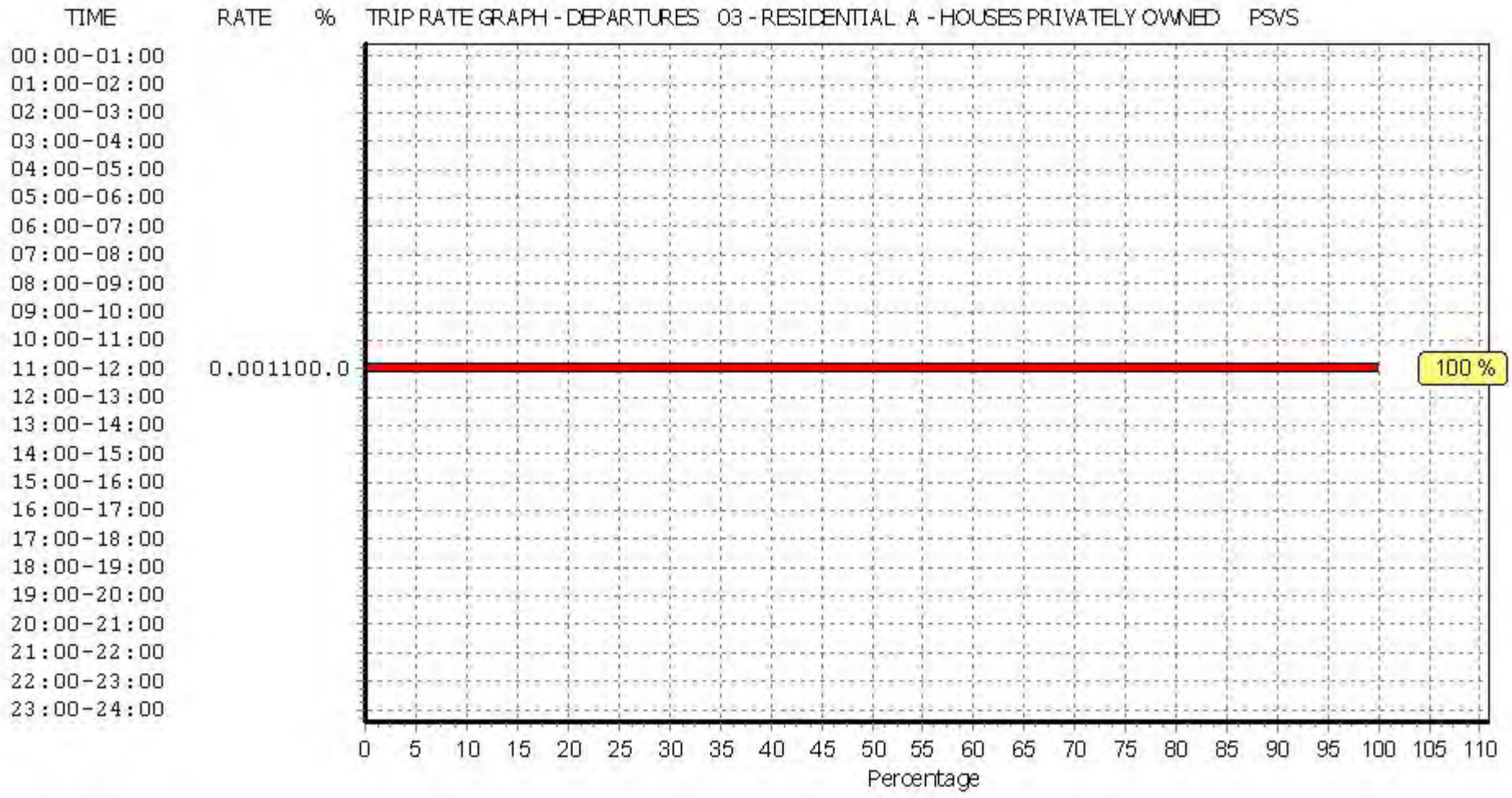

This graph is a visual representation of the trip rate calculation results screen. The same time periods and trip rates are displayed, but in addition there is an additional column showing the percentage of the total trip rate by individual time period, allowing peak periods to be easily identified through observation. Note that the type of count and the selected direction is shown at the top of the graph.

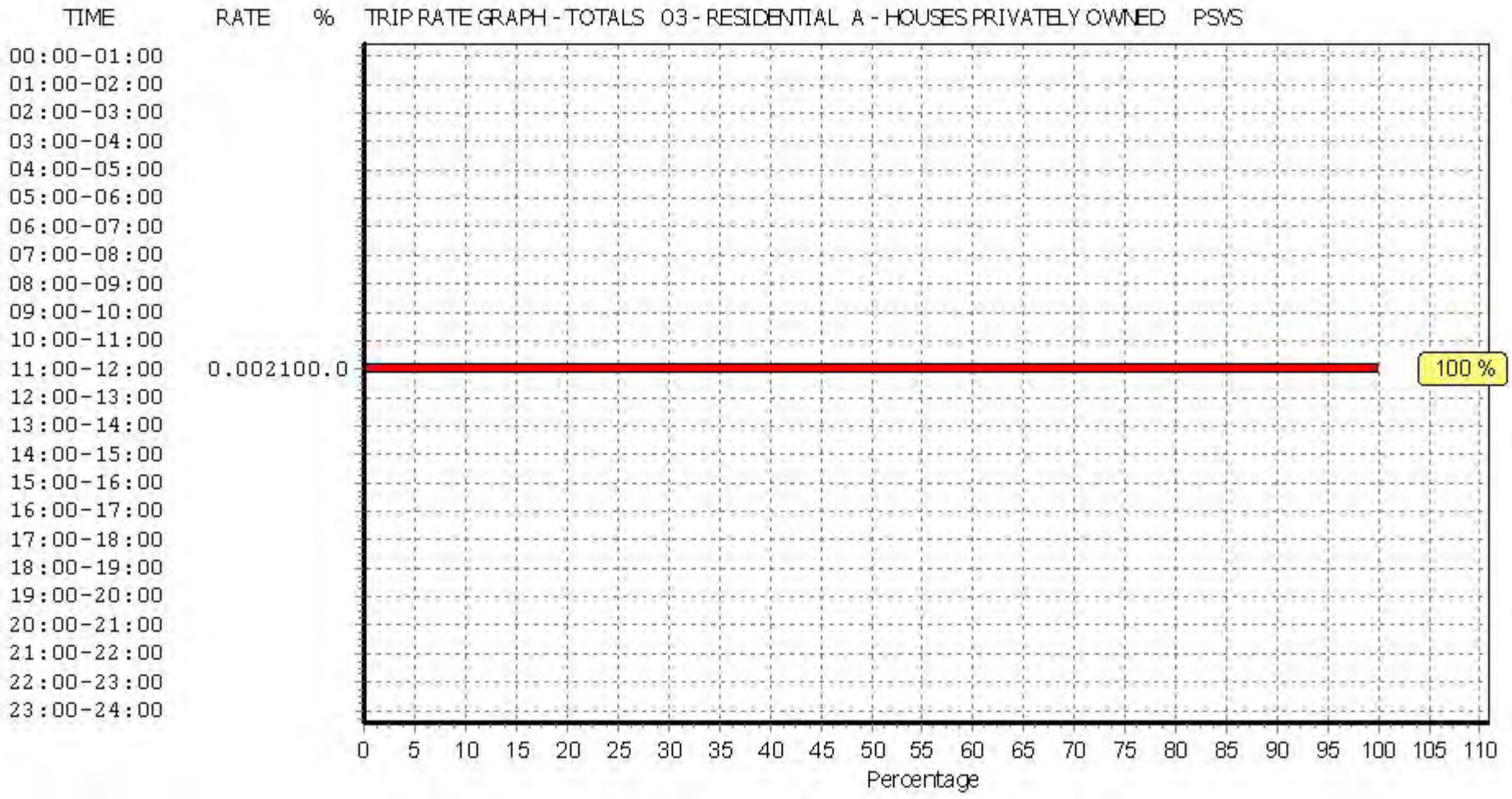

This graph is a visual representation of the trip rate calculation results screen. The same time periods and trip rates are displayed, but in addition there is an additional column showing the percentage of the total trip rate by individual time period, allowing peak periods to be easily identified through observation. Note that the type of count and the selected direction is shown at the top of the graph.

TRIP RATE for Land Use 03 - RESIDENTIAL/A - HOUSES PRIVATELY OWNED

CYCLISTS

Calculation factor: 1 DWELLS

BOLD print indicates peak (busiest) period

Time Range	ARRIVALS			DEPARTURES			TOTALS		
	No. Days	Ave. DWELLS	Trip Rate	No. Days	Ave. DWELLS	Trip Rate	No. Days	Ave. DWELLS	Trip Rate
00:00 - 01:00									
01:00 - 02:00									
02:00 - 03:00									
03:00 - 04:00									
04:00 - 05:00									
05:00 - 06:00									
06:00 - 07:00									
07:00 - 08:00	44	60	0.005	**44**	**60**	**0.017**	44	60	0.022
08:00 - 09:00	44	60	0.002	44	60	0.016	44	60	0.018
09:00 - 10:00	44	60	0.002	44	60	0.005	44	60	0.007
10:00 - 11:00	44	60	0.003	44	60	0.009	44	60	0.012
11:00 - 12:00	44	60	0.004	44	60	0.003	44	60	0.007
12:00 - 13:00	44	60	0.007	44	60	0.004	44	60	0.011
13:00 - 14:00	44	60	0.005	44	60	0.004	44	60	0.009
14:00 - 15:00	44	60	0.004	44	60	0.004	44	60	0.008
15:00 - 16:00	44	60	0.015	44	60	0.005	44	60	0.020
16:00 - 17:00	44	60	0.013	44	60	0.004	44	60	0.017
17:00 - 18:00	**44**	**60**	**0.017**	44	60	0.009	**44**	**60**	**0.026**
18:00 - 19:00	44	60	0.008	44	60	0.005	44	60	0.013
19:00 - 20:00									
20:00 - 21:00									
21:00 - 22:00									
22:00 - 23:00									
23:00 - 24:00									
Total Rates:			0.085			0.085			0.170

This section displays the trip rate results based on the selected set of surveys and the selected count type (shown just above the table). It is split by three main columns, representing arrivals trips, departures trips, and total trips (arrivals plus departures). Within each of these main columns are three sub-columns. These display the number of survey days where count data is included (per time period), the average value of the selected trip rate calculation parameter (per time period), and the trip rate result (per time period). Total trip rates (the sum of the column) are also displayed at the foot of the table.

To obtain a trip rate, the average (mean) trip rate parameter value (TRP) is first calculated for all selected survey days that have count data available for the stated time period. The average (mean) number of arrivals, departures or totals (whichever applies) is also calculated (COUNT) for all selected survey days that have count data available for the stated time period. Then, the average count is divided by the average trip rate parameter value, and multiplied by the stated calculation factor (shown just above the table and abbreviated here as FACT). So, the method is: COUNT/TRP FACT. Trip rates are then rounded to 3 decimal places.*

Parameter summary

Trip rate parameter range selected:	6 - 432 (units:)
Survey date date range:	01/01/08 - 13/11/15
Number of weekdays (Monday-Friday):	44
Number of Saturdays:	0
Number of Sundays:	0
Surveys automatically removed from selection:	1
Surveys manually removed from selection:	0

This section displays a quick summary of some of the data filtering selections made by the TRICS® user. The trip rate calculation parameter range of all selected surveys is displayed first, followed by the range of minimum and maximum survey dates selected by the user. Then, the total number of selected weekdays and weekend days in the selected set of surveys are show. Finally, the number of survey days that have been manually removed from the selected set outside of the standard filtering procedure are displayed.

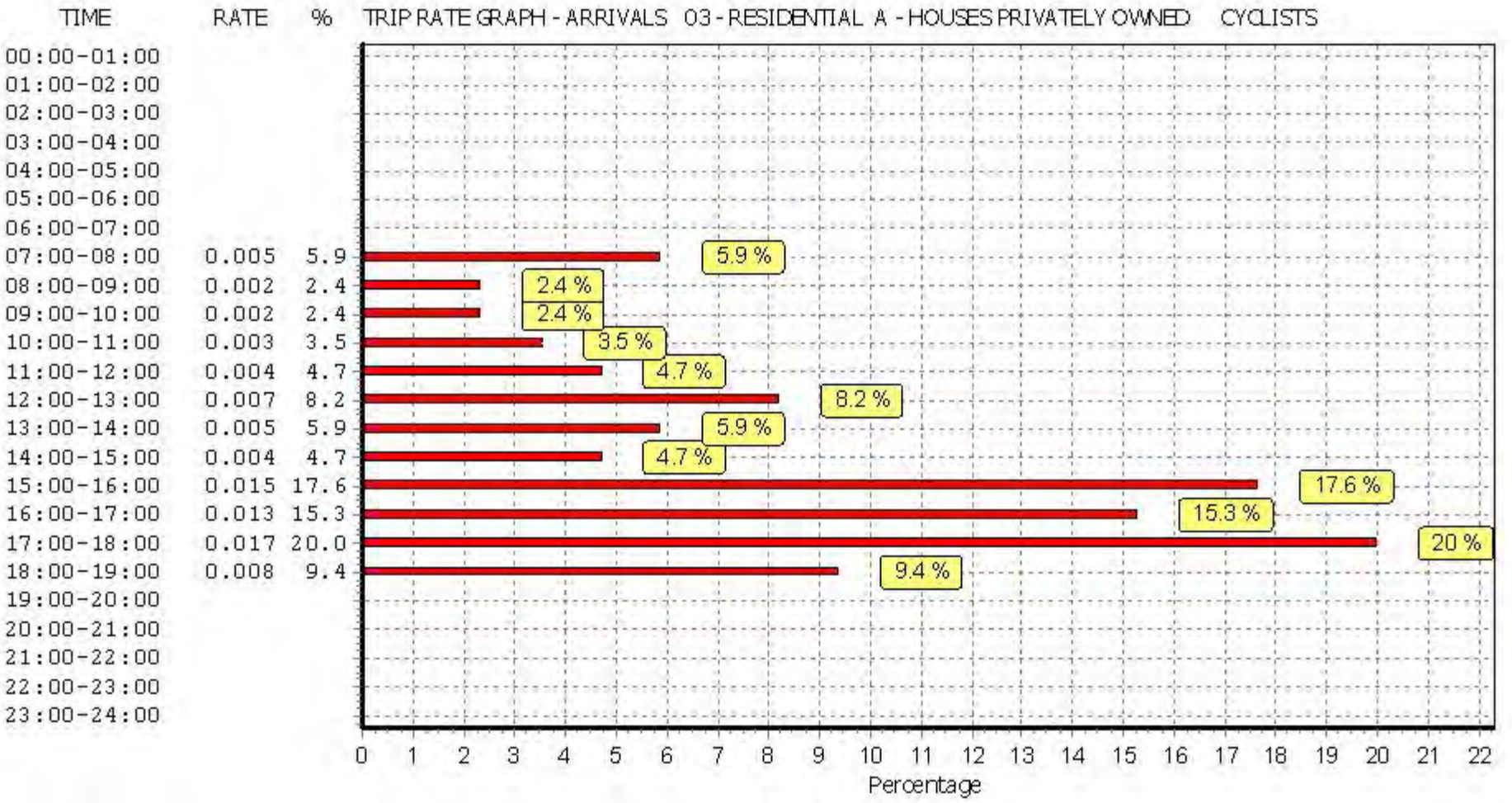

This graph is a visual representation of the trip rate calculation results screen. The same time periods and trip rates are displayed, but in addition there is an additional column showing the percentage of the total trip rate by individual time period, allowing peak periods to be easily identified through observation. Note that the type of count and the selected direction is shown at the top of the graph.

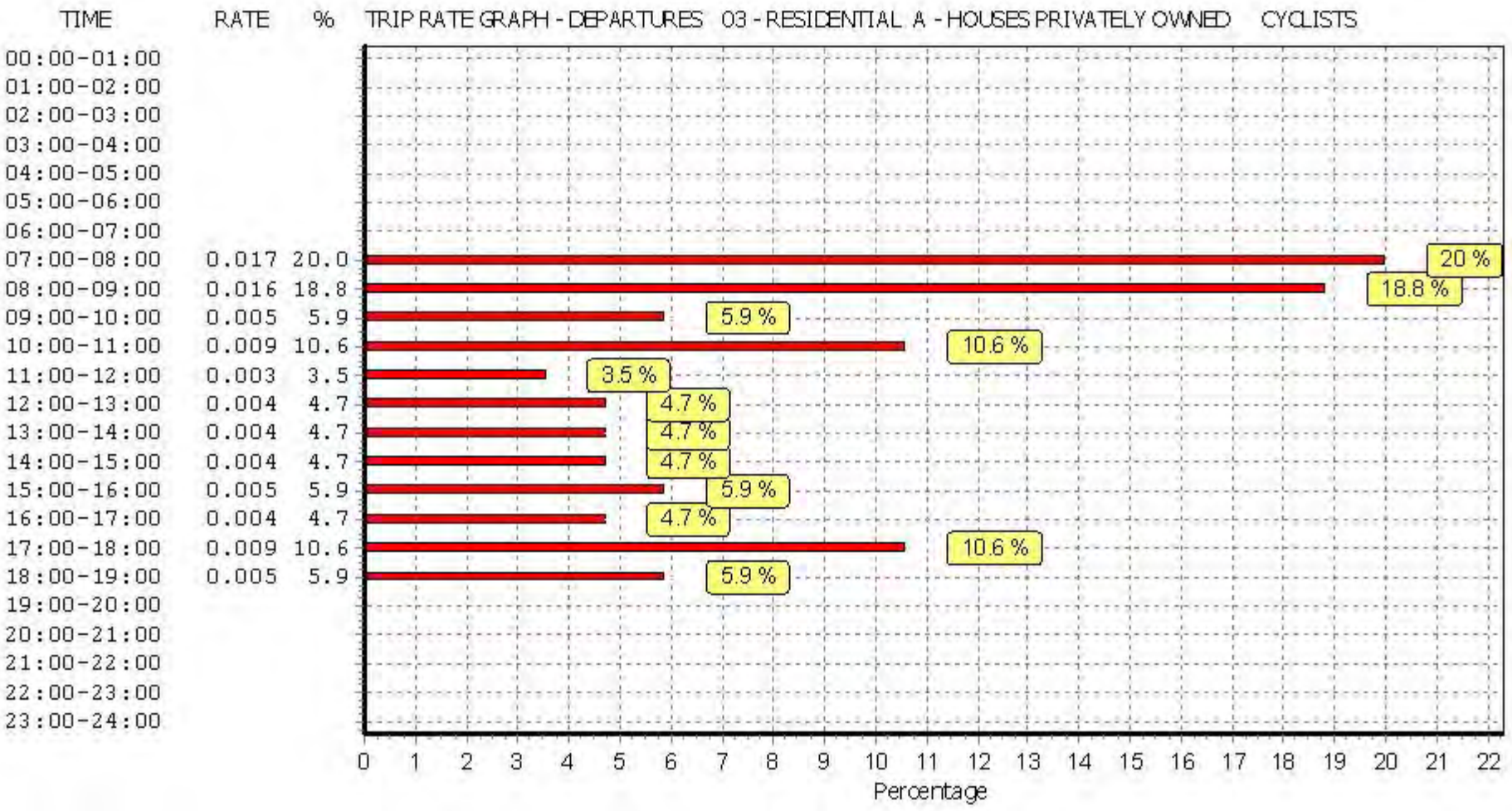

This graph is a visual representation of the trip rate calculation results screen. The same time periods and trip rates are displayed, but in addition there is an additional column showing the percentage of the total trip rate by individual time period, allowing peak periods to be easily identified through observation. Note that the type of count and the selected direction is shown at the top of the graph.

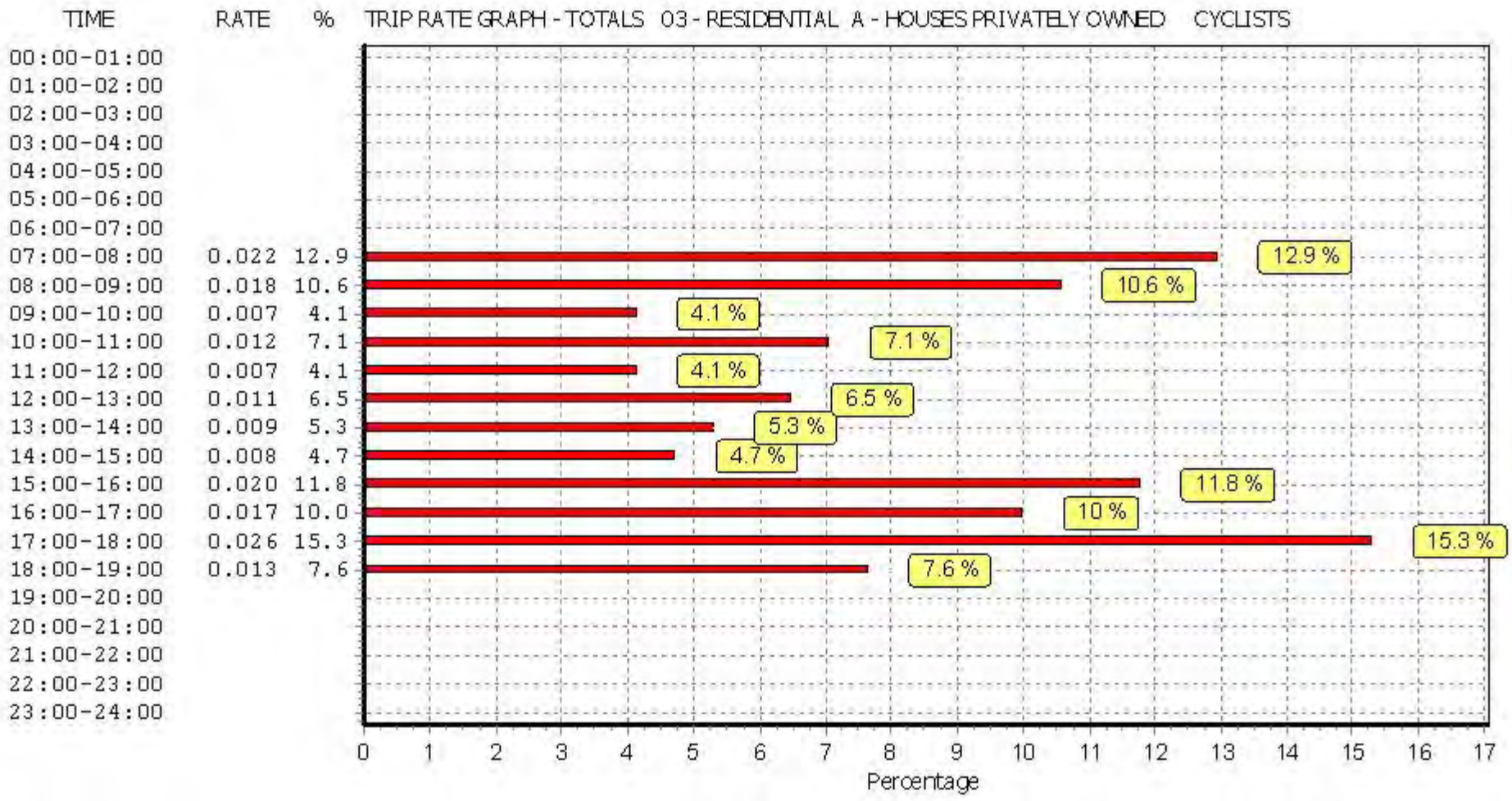

This graph is a visual representation of the trip rate calculation results screen. The same time periods and trip rates are displayed, but in addition there is an additional column showing the percentage of the total trip rate by individual time period, allowing peak periods to be easily identified through observation. Note that the type of count and the selected direction is shown at the top of the graph.

Calculation Reference: AUDIT-657801-161006-1020

TRIP RATE CALCULATION SELECTION PARAMETERS:

Land Use : 04 - EDUCATION
Category : A - PRIMARY

VEHICLES

Selected regions and areas:

02	**SOUTH EAST**		
	BU	BUCKINGHAMSHIRE	1 days
	EX	ESSEX	1 days
	HC	HAMPSHIRE	1 days
	SC	SURREY	1 days
03	**SOUTH WEST**		
	BR	BRISTOL CITY	1 days
04	**EAST ANGLIA**		
	SF	SUFFOLK	2 days
05	**EAST MIDLANDS**		
	DS	DERBYSHIRE	1 days
	LE	LEICESTERSHIRE	1 days
	LN	LINCOLNSHIRE	1 days
	NR	NORTHAMPTONSHIRE	1 days
06	**WEST MIDLANDS**		
	WM	WEST MIDLANDS	1 days
07	**YORKSHIRE & NORTH LINCOLNSHIRE**		
	NE	NORTH EAST LINCOLNSHIRE	1 days
	WY	WEST YORKSHIRE	2 days
08	**NORTH WEST**		
	CH	CHESHIRE	1 days
	GM	GREATER MANCHESTER	1 days
	MS	MERSEYSIDE	1 days
09	**NORTH**		
	TW	TYNE & WEAR	1 days

This section displays the number of survey days per TRICS® sub-region in the selected set

Filtering Stage 2 selection:

This data displays the chosen trip rate parameter and its selected range. Only sites that fall within the parameter range are included in the trip rate calculation.

Parameter:	Number of pupils
Actual Range:	79 to 657 (units:)
Range Selected by User:	79 to 657 (units:)

Public Transport Provision:
Selection by: Include all surveys

Date Range: 01/01/08 to 30/11/15

This data displays the range of survey dates selected. Only surveys that were conducted within this date range are included in the trip rate calculation.

Selected survey days:

Monday	4 days
Tuesday	5 days
Wednesday	5 days
Thursday	5 days

This data displays the number of selected surveys by day of the week.

Selected survey types:

Manual count	19 days
Directional ATC Count	0 days

This data displays the number of manual classified surveys and the number of unclassified ATC surveys, the total adding up to the overall number of surveys in the selected set. Manual surveys are undertaken using staff, whilst ATC surveys are undertaking using machines.

Selected Locations:

Suburban Area (PPS6 Out of Centre)	6
Edge of Town	8
Neighbourhood Centre (PPS6 Local Centre)	5

This data displays the number of surveys per main location category within the selected set. The main location categories consist of Free Standing, Edge of Town, Suburban Area, Neighbourhood Centre, Edge of Town Centre, Town Centre and Not Known.

Selected Location Sub Categories:

Residential Zone	16
Village	3

This data displays the number of surveys per location sub-category within the selected set. The location sub-categories consist of Commercial Zone, Industrial Zone, Development Zone, Residential Zone, Retail Zone, Built-Up Zone, Village, Out of Town, High Street and No Sub Category.

Filtering Stage 3 selection:

Use Class:

D1	19 days

This data displays the number of surveys per Use Class classification within the selected set. The Use Classes Order 2005 has been used for this purpose, which can be found within the Library module of TRICS®.

Filtering Stage 3 selection (Cont.):

Population within 1 mile:

1,000 or Less	1 days
1,001 to 5,000	1 days
5,001 to 10,000	4 days
10,001 to 15,000	2 days
15,001 to 20,000	5 days
20,001 to 25,000	3 days
25,001 to 50,000	3 days

This data displays the number of selected surveys within stated 1-mile radii of population.

Population within 5 miles:

5,001 to 25,000	1 days
50,001 to 75,000	1 days
75,001 to 100,000	4 days
125,001 to 250,000	5 days
250,001 to 500,000	6 days
500,001 or More	2 days

This data displays the number of selected surveys within stated 5-mile radii of population.

Car ownership within 5 miles:

0.6 to 1.0	7 days
1.1 to 1.5	12 days

This data displays the number of selected surveys within stated ranges of average cars owned per residential dwelling, within a radius of 5-miles of selected survey sites.

Travel Plan:

Yes	4 days
No	15 days

This data displays the number of surveys within the selected set that were undertaken at sites with Travel Plans in place, and the number of surveys that were undertaken at sites without Travel Plans.

LIST OF SITES relevant to selection parameters

1 **BR-04-A-01** **PRIMARY SCHOOL** **BRISTOL CITY**
SCHOOL CLOSE
WHITCHURCH
BRISTOL
Edge of Town
Residential Zone
Total Number of pupils: 208
Survey date: TUESDAY *22/09/15* *Survey Type: MANUAL*

2 **BU-04-A-01** **PRIMARY SCHOOL** **BUCKINGHAMSHIRE**
LOWER ROAD
STOKE MANDEVILLE
NEAR AYLESBURY
Neighbourhood Centre (PPS6 Local Centre)
Village
Total Number of pupils: 208
Survey date: WEDNESDAY *01/10/14* *Survey Type: MANUAL*

3 **CH-04-A-01** **PRIMARY SCHOOL** **CHESHIRE**
WESTON GROVE
UPTON
CHESTER
Edge of Town
Residential Zone
Total Number of pupils: 219
Survey date: MONDAY *17/11/14* *Survey Type: MANUAL*

4 **DS-04-A-01** **PRIMARY SCHOOL** **DERBYSHIRE**
VICARAGE ROAD
MICKLEOVER
DERBY
Edge of Town
Residential Zone
Total Number of pupils: 387
Survey date: THURSDAY *25/06/15* *Survey Type: MANUAL*

5 **EX-04-A-01** **PRIMARY SCHOOL** **ESSEX**
THE STREET
ROXWELL
NEAR CHELMSFORD
Neighbourhood Centre (PPS6 Local Centre)
Village
Total Number of pupils: 79
Survey date: TUESDAY *05/11/13* *Survey Type: MANUAL*

6 **GM-04-A-01** **PRIMARY SCHOOL** **GREATER MANCHESTER**
ROCH MILLS CRESCENT

ROCHDALE
Edge of Town
Residential Zone
Total Number of pupils: 457
Survey date: TUESDAY *20/10/15* *Survey Type: MANUAL*

7 **HC-04-A-05** **PRIMARY SCHOOL** **HAMPSHIRE**
HAVANT ROAD

HAYLING ISLAND
Edge of Town
Residential Zone
Total Number of pupils: 550
Survey date: MONDAY *30/11/15* *Survey Type: MANUAL*

LIST OF SITES relevant to selection parameters (Cont.)

8 **LE-04-A-02** **PRIMARY SCHOOL** **LEICESTERSHIRE**
BEAUFORT WAY
OADBY
LEICESTER
Edge of Town
Residential Zone
Total Number of pupils: 380
Survey date: THURSDAY *30/10/14* *Survey Type: MANUAL*

9 **LN-04-A-01** **PRIMARY SCHOOL** **LINCOLNSHIRE**
GONERBY HILL FOOT

GRANTHAM
Neighbourhood Centre (PPS6 Local Centre)
Residential Zone
Total Number of pupils: 312
Survey date: WEDNESDAY *12/06/13* *Survey Type: MANUAL*

10 **MS-04-A-02** **PRIMARY SCHOOL** **MERSEYSIDE**
BOOKER AVENUE
ALVERTON
LIVERPOOL
Suburban Area (PPS6 Out of Centre)
Residential Zone
Total Number of pupils: 264
Survey date: THURSDAY *13/06/13* *Survey Type: MANUAL*

11 **NE-04-A-01** **PRIMARY SCHOOL** **NORTH EAST LINCOLNSHIRE**
SUNNINGDALE ROAD

SCUNTHORPE
Edge of Town
Residential Zone
Total Number of pupils: 147
Survey date: TUESDAY *20/05/14* *Survey Type: MANUAL*

12 **NR-04-A-02** **PRIMARY SCHOOL** **NORTHAMPTONSHIRE**
DAYRELL ROAD

NORTHAMPTON
Suburban Area (PPS6 Out of Centre)
Residential Zone
Total Number of pupils: 400
Survey date: WEDNESDAY *26/11/08* *Survey Type: MANUAL*

13 **SC-04-A-01** **PRIMARY SCHOOL** **SURREY**
SCHOOL LANE
PIRBRIGHT
NEAR WOKING
Neighbourhood Centre (PPS6 Local Centre)
Village
Total Number of pupils: 414
Survey date: THURSDAY *22/11/12* *Survey Type: MANUAL*

14 **SF-04-A-02** **PRIMARY SCHOOL** **SUFFOLK**
SIDEGATE LANE

IPSWICH
Suburban Area (PPS6 Out of Centre)
Residential Zone
Total Number of pupils: 657
Survey date: WEDNESDAY *21/05/08* *Survey Type: MANUAL*

15 **SF-04-A-03** **PRIMARY SCHOOL** **SUFFOLK**
ENSTONE ROAD
KIRKLEY
LOWESTOFT
Neighbourhood Centre (PPS6 Local Centre)
Residential Zone
Total Number of pupils: 234
Survey date: WEDNESDAY *10/12/14* *Survey Type: MANUAL*

LIST OF SITES relevant to selection parameters (Cont.)

16 TW-04-A-01 PRIMARY SCHOOL TYNE & WEAR
GLYNWOOD GARDENS

GATESHEAD
Suburban Area (PPS6 Out of Centre)
Residential Zone
Total Number of pupils: 260
Survey date: MONDAY *07/10/13* *Survey Type: MANUAL*

17 WM-04-A-02 PRIMARY SCHOOL WEST MIDLANDS
HAZEL ROAD
RUBERY
BIRMINGHAM
Edge of Town
Residential Zone
Total Number of pupils: 234
Survey date: TUESDAY *10/11/15* *Survey Type: MANUAL*

18 WY-04-A-01 PRIMARY SCHOOL WEST YORKSHIRE
SHAKESPEARE AVENUE

LEEDS
Suburban Area (PPS6 Out of Centre)
Residential Zone
Total Number of pupils: 370
Survey date: THURSDAY *19/09/13* *Survey Type: MANUAL*

19 WY-04-A-02 PRIMARY SCHOOL WEST YORKSHIRE
TOWN STREET

LEEDS
Suburban Area (PPS6 Out of Centre)
Residential Zone
Total Number of pupils: 621
Survey date: MONDAY *19/10/15* *Survey Type: MANUAL*

This section provides a list of all survey sites and days in the selected set. For each individual survey site, it displays a unique site reference code and site address, the selected trip rate calculation parameter and its value, the day of the week and date of each survey, and whether the survey was a manual classified count or an ATC count.

TRIP RATE for Land Use 04 - EDUCATION/A - PRIMARY

VEHICLES

Calculation factor: 1 PUPILS

BOLD print indicates peak (busiest) period

Time Range	ARRIVALS			DEPARTURES			TOTALS		
	No. Days	Ave. PUPILS	Trip Rate	No. Days	Ave. PUPILS	Trip Rate	No. Days	Ave. PUPILS	Trip Rate
00:00 - 01:00									
01:00 - 02:00									
02:00 - 03:00									
03:00 - 04:00									
04:00 - 05:00									
05:00 - 06:00	1	312	0.000	1	312	0.000	1	312	0.000
06:00 - 07:00	1	312	0.013	1	312	0.003	1	312	0.016
07:00 - 08:00	19	337	0.054	19	337	0.014	19	337	0.068
08:00 - 09:00	**19**	**337**	**0.281**	**19**	**337**	**0.212**	**19**	**337**	**0.493**
09:00 - 10:00	19	337	0.030	19	337	0.051	19	337	0.081
10:00 - 11:00	19	337	0.012	19	337	0.011	19	337	0.023
11:00 - 12:00	19	337	0.022	19	337	0.014	19	337	0.036
12:00 - 13:00	19	337	0.022	19	337	0.028	19	337	0.050
13:00 - 14:00	19	337	0.016	19	337	0.025	19	337	0.041
14:00 - 15:00	19	337	0.074	19	337	0.020	19	337	0.094
15:00 - 16:00	19	337	0.142	19	337	0.212	19	337	0.354
16:00 - 17:00	19	337	0.055	19	337	0.089	19	337	0.144
17:00 - 18:00	19	337	0.029	19	337	0.042	19	337	0.071
18:00 - 19:00	18	333	0.018	18	333	0.021	18	333	0.039
19:00 - 20:00	1	312	0.000	1	312	0.000	1	312	0.000
20:00 - 21:00	1	312	0.000	1	312	0.032	1	312	0.032
21:00 - 22:00									
22:00 - 23:00									
23:00 - 24:00									
Total Rates:			0.768			0.774			1.542

This section displays the trip rate results based on the selected set of surveys and the selected count type (shown just above the table). It is split by three main columns, representing arrivals trips, departures trips, and total trips (arrivals plus departures). Within each of these main columns are three sub-columns. These display the number of survey days where count data is included (per time period), the average value of the selected trip rate calculation parameter (per time period), and the trip rate result (per time period). Total trip rates (the sum of the column) are also displayed at the foot of the table.

To obtain a trip rate, the average (mean) trip rate parameter value (TRP) is first calculated for all selected survey days that have count data available for the stated time period. The average (mean) number of arrivals, departures or totals (whichever applies) is also calculated (COUNT) for all selected survey days that have count data available for the stated time period. Then, the average count is divided by the average trip rate parameter value, and multiplied by the stated calculation factor (shown just above the table and abbreviated here as FACT). So, the method is: COUNT/TRP FACT. Trip rates are then rounded to 3 decimal places.*

Parameter summary

Trip rate parameter range selected:	79 - 657 (units:)
Survey date date range:	01/01/08 - 30/11/15
Number of weekdays (Monday-Friday):	19
Number of Saturdays:	0
Number of Sundays:	0
Surveys automatically removed from selection:	0
Surveys manually removed from selection:	0

This section displays a quick summary of some of the data filtering selections made by the TRICS® user. The trip rate calculation parameter range of all selected surveys is displayed first, followed by the range of minimum and maximum survey dates selected by the user. Then, the total number of selected weekdays and weekend days in the selected set of surveys are show. Finally, the number of survey days that have been manually removed from the selected set outside of the standard filtering procedure are displayed.

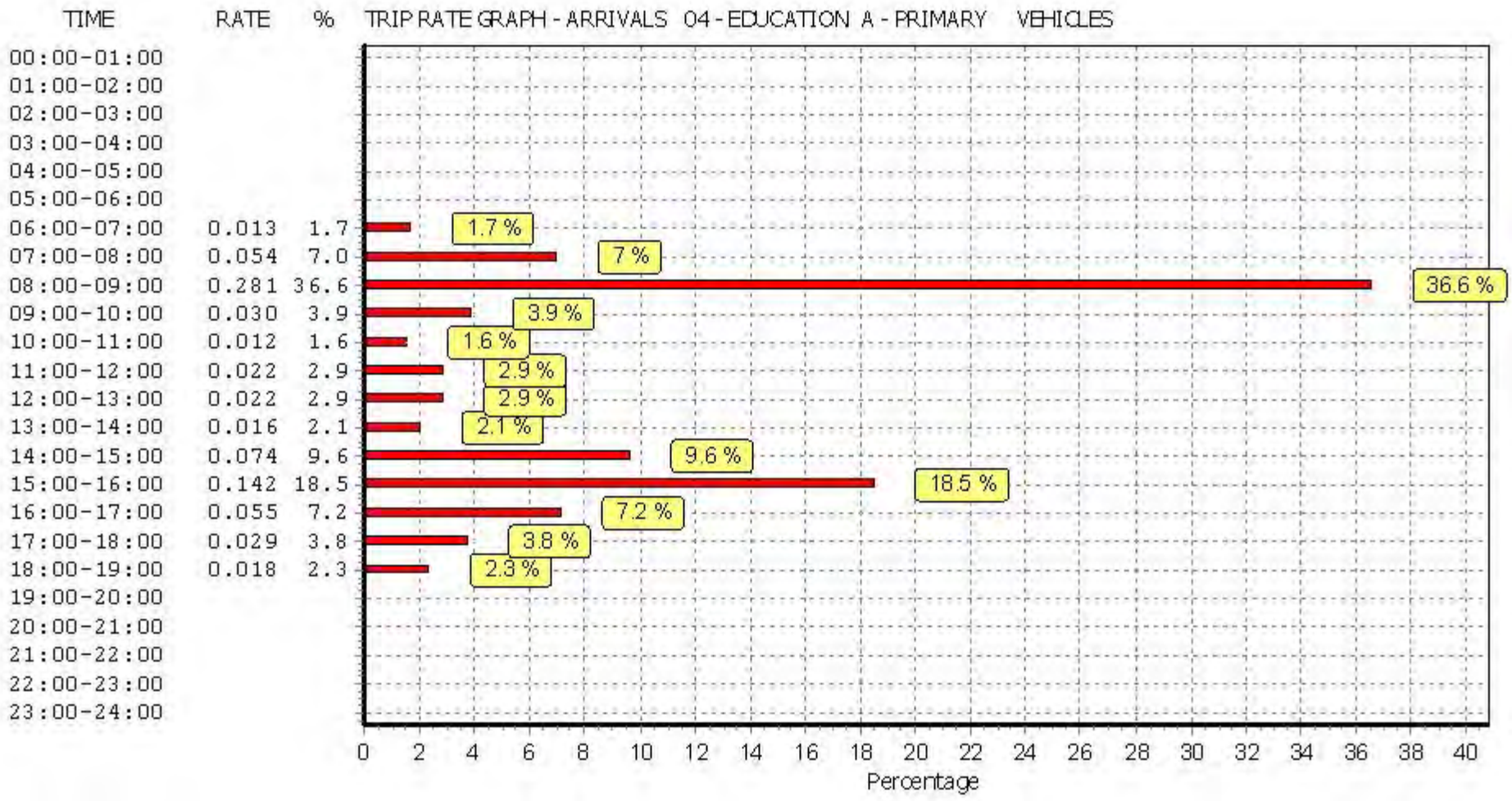

This graph is a visual representation of the trip rate calculation results screen. The same time periods and trip rates are displayed, but in addition there is an additional column showing the percentage of the total trip rate by individual time period, allowing peak periods to be easily identified through observation. Note that the type of count and the selected direction is shown at the top of the graph.

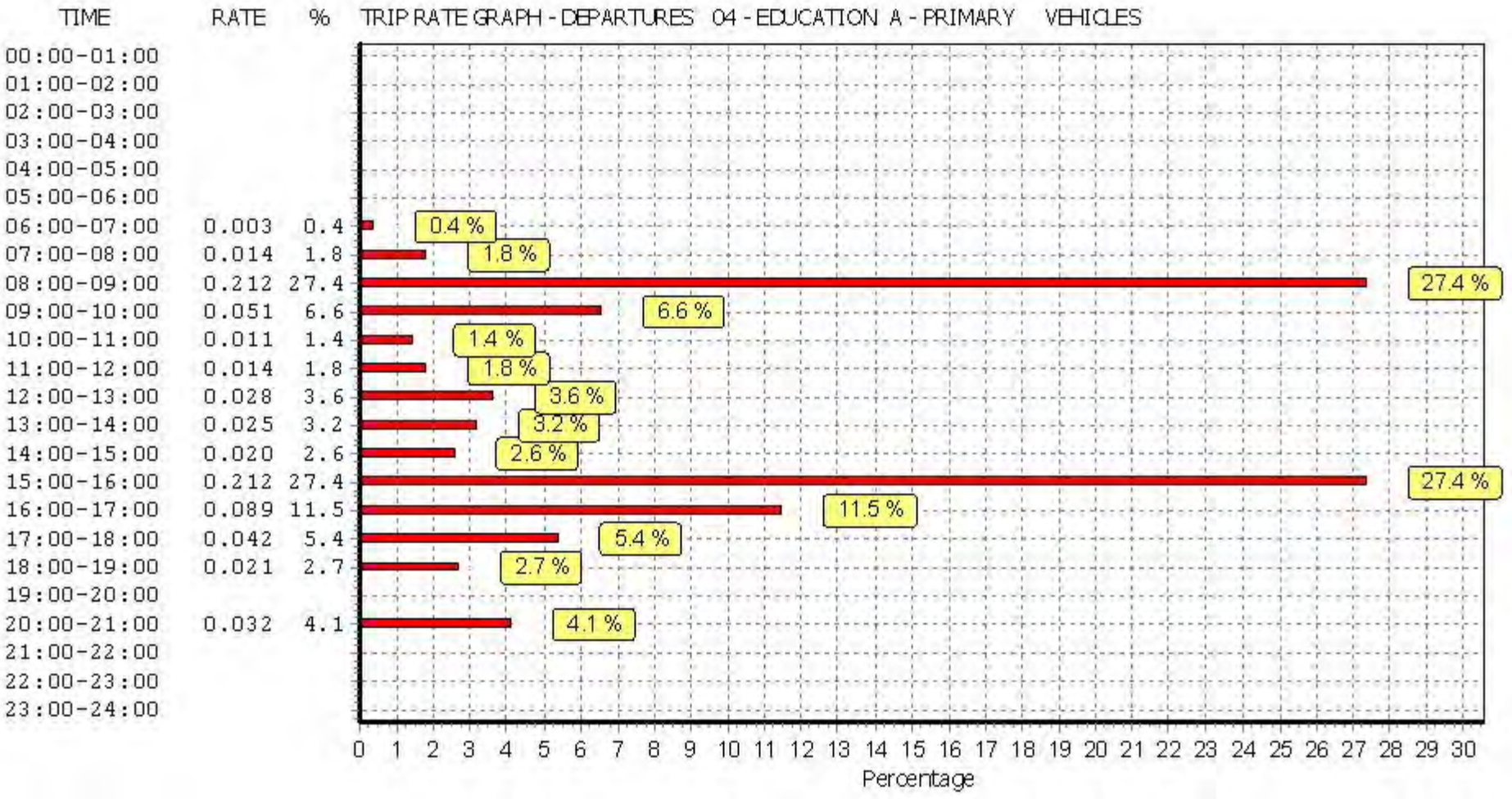

This graph is a visual representation of the trip rate calculation results screen. The same time periods and trip rates are displayed, but in addition there is an additional column showing the percentage of the total trip rate by individual time period, allowing peak periods to be easily identified through observation. Note that the type of count and the selected direction is shown at the top of the graph.

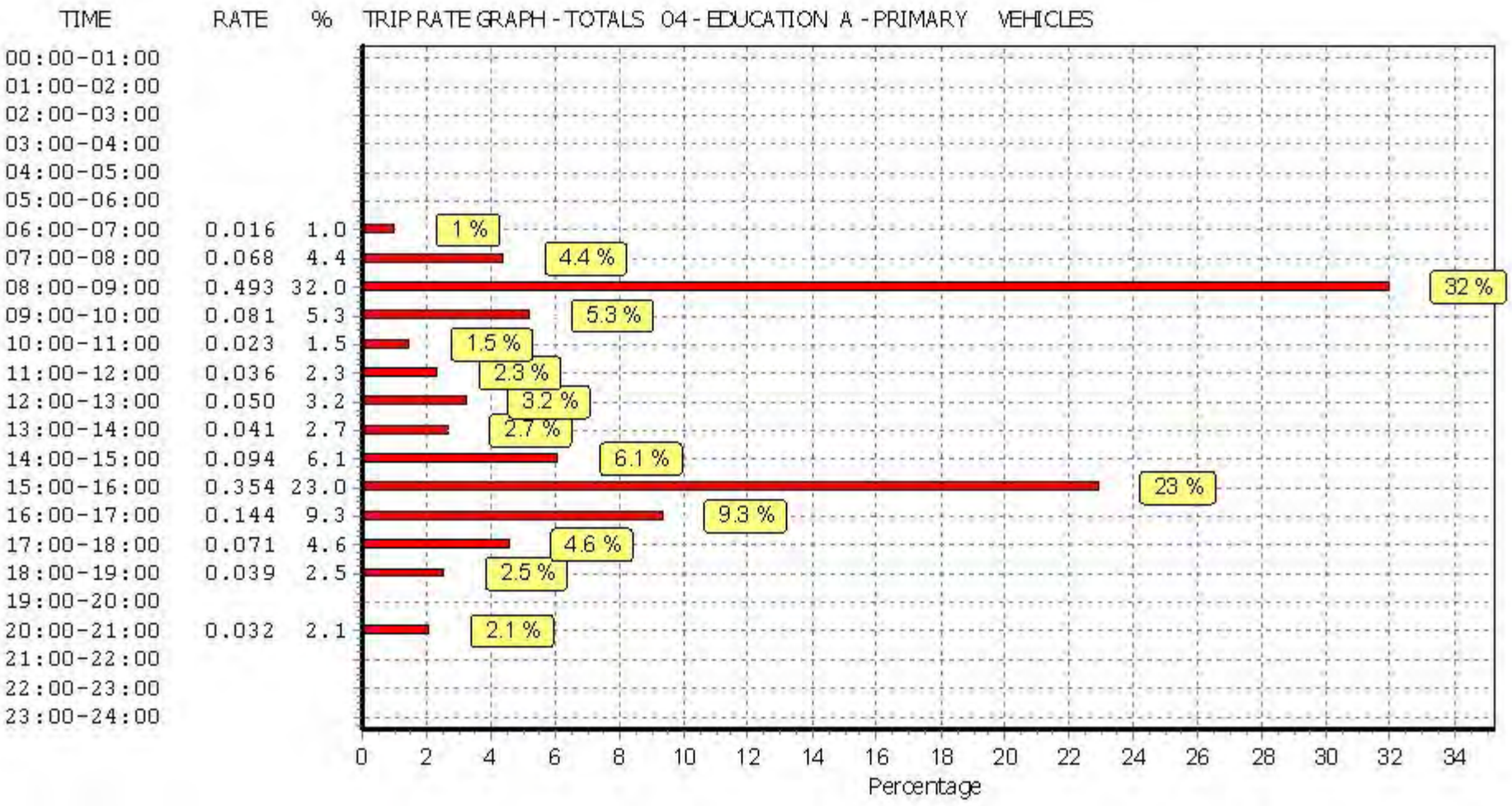

This graph is a visual representation of the trip rate calculation results screen. The same time periods and trip rates are displayed, but in addition there is an additional column showing the percentage of the total trip rate by individual time period, allowing peak periods to be easily identified through observation. Note that the type of count and the selected direction is shown at the top of the graph.

TRIP RATE for Land Use 04 - EDUCATION/A - PRIMARY

TAXIS

Calculation factor: 1 PUPILS

BOLD print indicates peak (busiest) period

Time Range	ARRIVALS			DEPARTURES			TOTALS		
	No. Days	Ave. PUPILS	Trip Rate	No. Days	Ave. PUPILS	Trip Rate	No. Days	Ave. PUPILS	Trip Rate
00:00 - 01:00									
01:00 - 02:00									
02:00 - 03:00									
03:00 - 04:00									
04:00 - 05:00									
05:00 - 06:00	1	312	0.000	1	312	0.000	1	312	0.000
06:00 - 07:00	1	312	0.000	1	312	0.000	1	312	0.000
07:00 - 08:00	19	337	0.000	19	337	0.000	19	337	0.000
08:00 - 09:00	**19**	**337**	**0.004**	**19**	**337**	**0.004**	**19**	**337**	**0.008**
09:00 - 10:00	19	337	0.000	19	337	0.000	19	337	0.000
10:00 - 11:00	19	337	0.000	19	337	0.000	19	337	0.000
11:00 - 12:00	19	337	0.000	19	337	0.000	19	337	0.000
12:00 - 13:00	19	337	0.000	19	337	0.001	19	337	0.001
13:00 - 14:00	19	337	0.000	19	337	0.000	19	337	0.000
14:00 - 15:00	19	337	0.000	19	337	0.000	19	337	0.000
15:00 - 16:00	19	337	0.002	19	337	0.002	19	337	0.004
16:00 - 17:00	19	337	0.000	19	337	0.000	19	337	0.000
17:00 - 18:00	19	337	0.000	19	337	0.000	19	337	0.000
18:00 - 19:00	18	333	0.000	18	333	0.000	18	333	0.000
19:00 - 20:00	1	312	0.000	1	312	0.000	1	312	0.000
20:00 - 21:00	1	312	0.000	1	312	0.000	1	312	0.000
21:00 - 22:00									
22:00 - 23:00									
23:00 - 24:00									
Total Rates:			0.006			0.007			0.013

This section displays the trip rate results based on the selected set of surveys and the selected count type (shown just above the table). It is split by three main columns, representing arrivals trips, departures trips, and total trips (arrivals plus departures). Within each of these main columns are three sub-columns. These display the number of survey days where count data is included (per time period), the average value of the selected trip rate calculation parameter (per time period), and the trip rate result (per time period). Total trip rates (the sum of the column) are also displayed at the foot of the table.

To obtain a trip rate, the average (mean) trip rate parameter value (TRP) is first calculated for all selected survey days that have count data available for the stated time period. The average (mean) number of arrivals, departures or totals (whichever applies) is also calculated (COUNT) for all selected survey days that have count data available for the stated time period. Then, the average count is divided by the average trip rate parameter value, and multiplied by the stated calculation factor (shown just above the table and abbreviated here as FACT). So, the method is: COUNT/TRP FACT. Trip rates are then rounded to 3 decimal places.*

Parameter summary

Trip rate parameter range selected:	79 - 657 (units:)
Survey date date range:	01/01/08 - 30/11/15
Number of weekdays (Monday-Friday):	19
Number of Saturdays:	0
Number of Sundays:	0
Surveys automatically removed from selection:	0
Surveys manually removed from selection:	0

This section displays a quick summary of some of the data filtering selections made by the TRICS® user. The trip rate calculation parameter range of all selected surveys is displayed first, followed by the range of minimum and maximum survey dates selected by the user. Then, the total number of selected weekdays and weekend days in the selected set of surveys are show. Finally, the number of survey days that have been manually removed from the selected set outside of the standard filtering procedure are displayed.

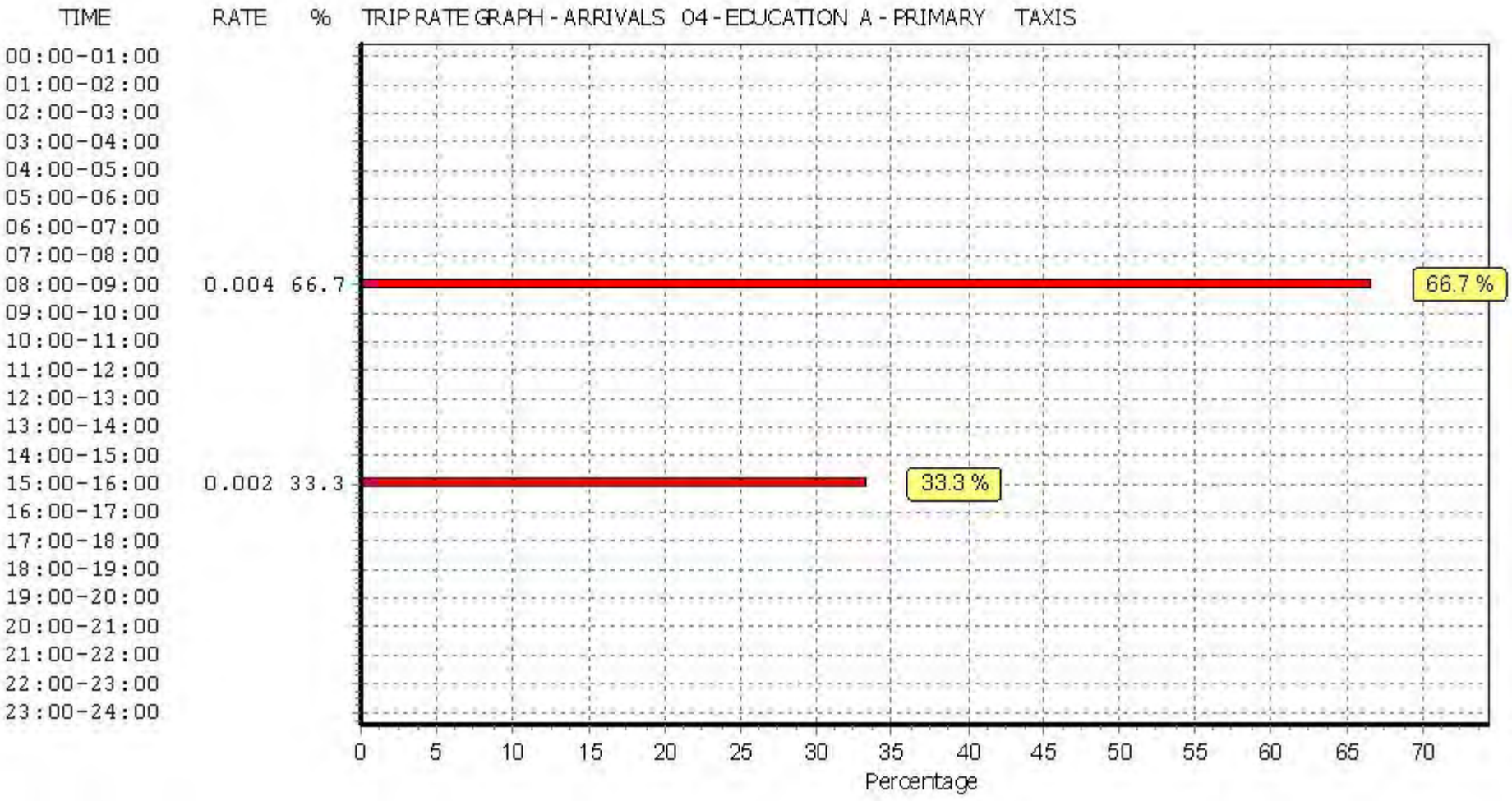

This graph is a visual representation of the trip rate calculation results screen. The same time periods and trip rates are displayed, but in addition there is an additional column showing the percentage of the total trip rate by individual time period, allowing peak periods to be easily identified through observation. Note that the type of count and the selected direction is shown at the top of the graph.

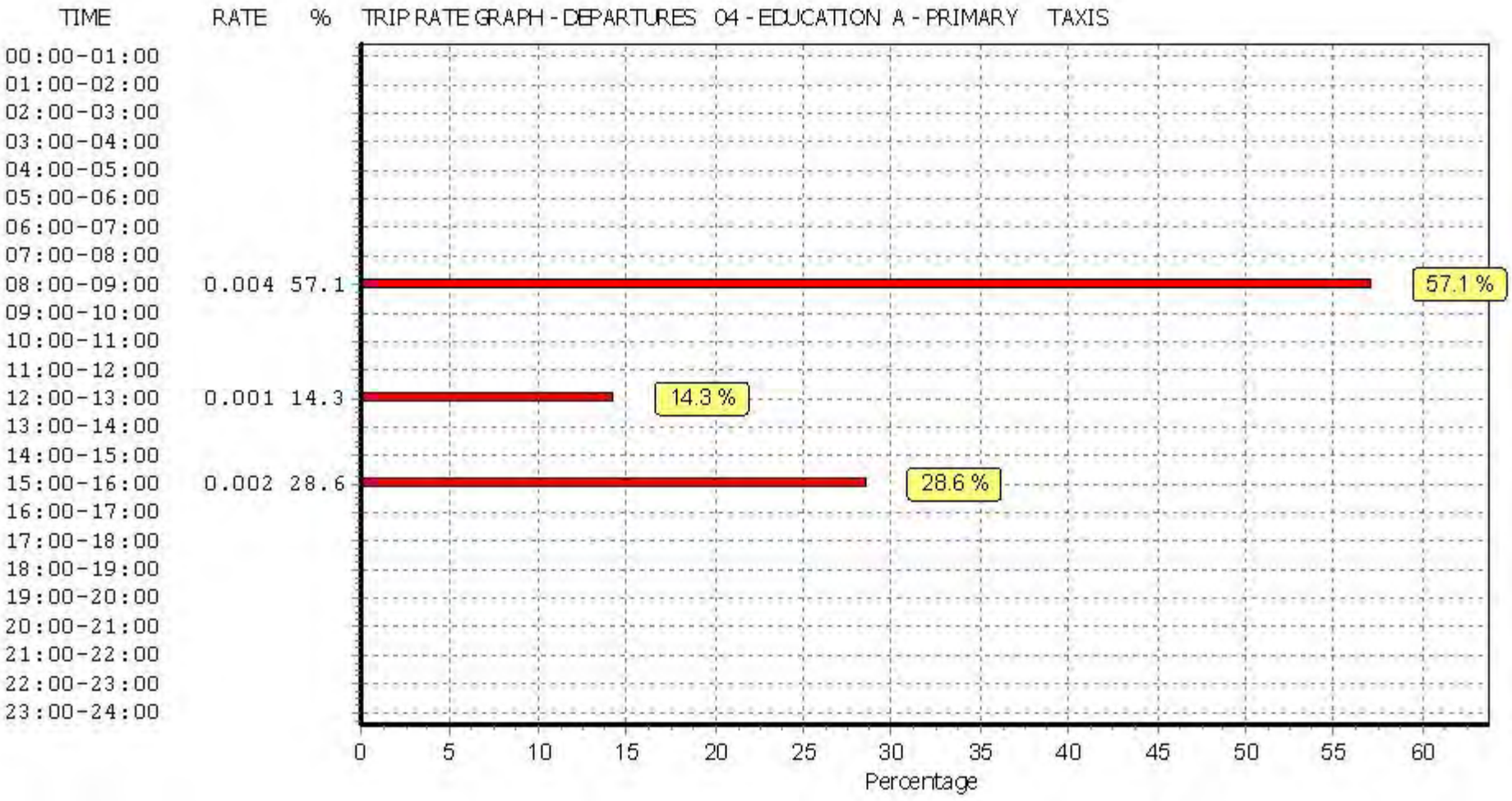

This graph is a visual representation of the trip rate calculation results screen. The same time periods and trip rates are displayed, but in addition there is an additional column showing the percentage of the total trip rate by individual time period, allowing peak periods to be easily identified through observation. Note that the type of count and the selected direction is shown at the top of the graph.

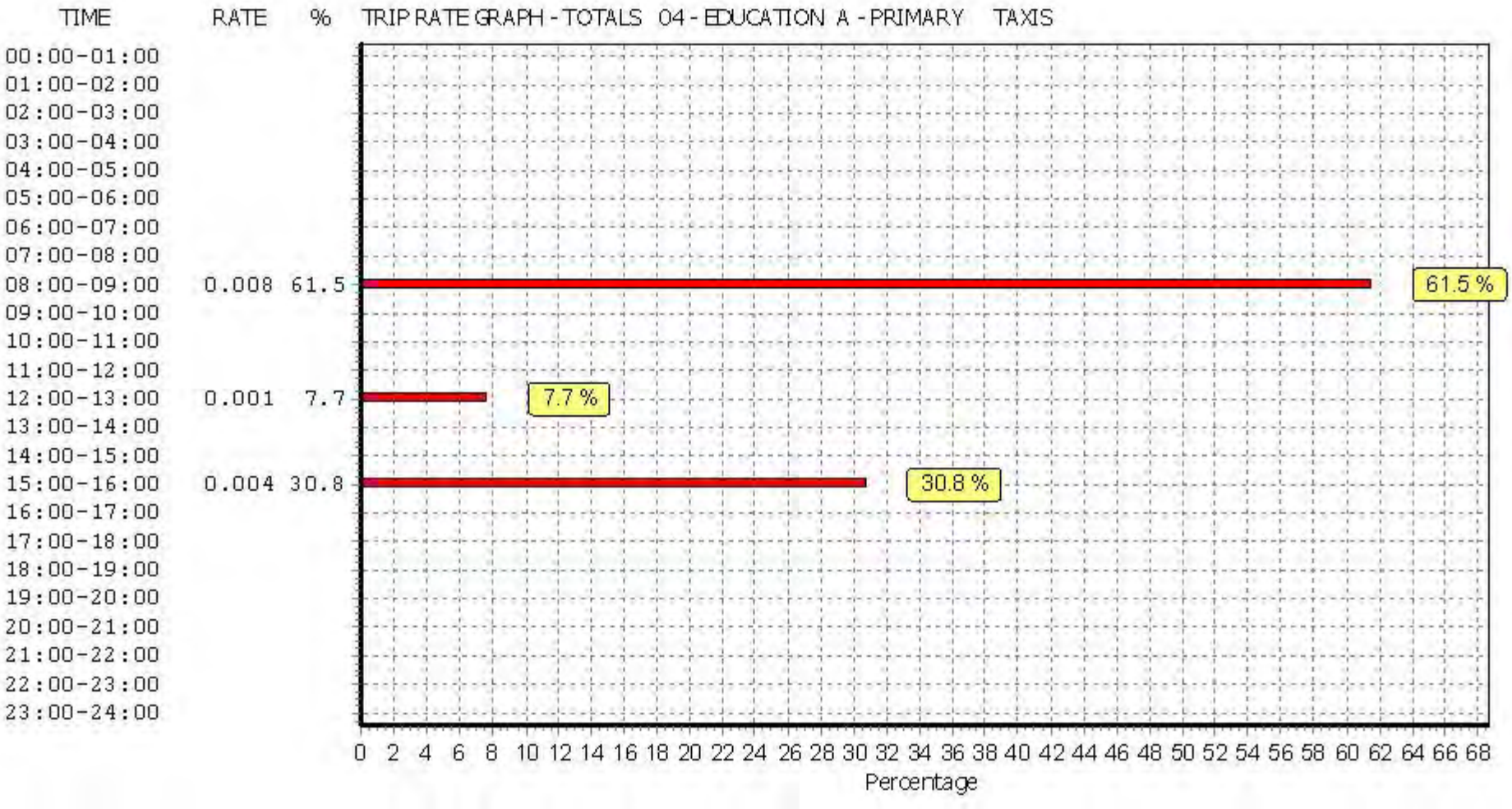

This graph is a visual representation of the trip rate calculation results screen. The same time periods and trip rates are displayed, but in addition there is an additional column showing the percentage of the total trip rate by individual time period, allowing peak periods to be easily identified through observation. Note that the type of count and the selected direction is shown at the top of the graph.

TRIP RATE for Land Use 04 - EDUCATION/A - PRIMARY

OGVS

Calculation factor: 1 PUPILS

BOLD print indicates peak (busiest) period

Time Range	ARRIVALS			DEPARTURES			TOTALS		
	No. Days	Ave. PUPILS	Trip Rate	No. Days	Ave. PUPILS	Trip Rate	No. Days	Ave. PUPILS	Trip Rate
00:00 - 01:00									
01:00 - 02:00									
02:00 - 03:00									
03:00 - 04:00									
04:00 - 05:00									
05:00 - 06:00	1	312	0.000	1	312	0.000	1	312	0.000
06:00 - 07:00	**1**	**312**	**0.003**	**1**	**312**	**0.003**	**1**	**312**	**0.006**
07:00 - 08:00	19	337	0.000	19	337	0.000	19	337	0.000
08:00 - 09:00	19	337	0.000	19	337	0.000	19	337	0.000
09:00 - 10:00	19	337	0.000	19	337	0.000	19	337	0.000
10:00 - 11:00	19	337	0.000	19	337	0.000	19	337	0.000
11:00 - 12:00	19	337	0.000	19	337	0.001	19	337	0.001
12:00 - 13:00	19	337	0.000	19	337	0.000	19	337	0.000
13:00 - 14:00	19	337	0.000	19	337	0.000	19	337	0.000
14:00 - 15:00	19	337	0.000	19	337	0.000	19	337	0.000
15:00 - 16:00	19	337	0.000	19	337	0.000	19	337	0.000
16:00 - 17:00	19	337	0.000	19	337	0.000	19	337	0.000
17:00 - 18:00	19	337	0.000	19	337	0.000	19	337	0.000
18:00 - 19:00	18	333	0.000	18	333	0.000	18	333	0.000
19:00 - 20:00	1	312	0.000	1	312	0.000	1	312	0.000
20:00 - 21:00	1	312	0.000	1	312	0.000	1	312	0.000
21:00 - 22:00									
22:00 - 23:00									
23:00 - 24:00									
Total Rates:			0.003			0.004			0.007

This section displays the trip rate results based on the selected set of surveys and the selected count type (shown just above the table). It is split by three main columns, representing arrivals trips, departures trips, and total trips (arrivals plus departures). Within each of these main columns are three sub-columns. These display the number of survey days where count data is included (per time period), the average value of the selected trip rate calculation parameter (per time period), and the trip rate result (per time period). Total trip rates (the sum of the column) are also displayed at the foot of the table.

To obtain a trip rate, the average (mean) trip rate parameter value (TRP) is first calculated for all selected survey days that have count data available for the stated time period. The average (mean) number of arrivals, departures or totals (whichever applies) is also calculated (COUNT) for all selected survey days that have count data available for the stated time period. Then, the average count is divided by the average trip rate parameter value, and multiplied by the stated calculation factor (shown just above the table and abbreviated here as FACT). So, the method is: COUNT/TRP FACT. Trip rates are then rounded to 3 decimal places.*

Parameter summary

Trip rate parameter range selected:	79 - 657 (units:)
Survey date date range:	01/01/08 - 30/11/15
Number of weekdays (Monday-Friday):	19
Number of Saturdays:	0
Number of Sundays:	0
Surveys automatically removed from selection:	0
Surveys manually removed from selection:	0

This section displays a quick summary of some of the data filtering selections made by the TRICS® user. The trip rate calculation parameter range of all selected surveys is displayed first, followed by the range of minimum and maximum survey dates selected by the user. Then, the total number of selected weekdays and weekend days in the selected set of surveys are show. Finally, the number of survey days that have been manually removed from the selected set outside of the standard filtering procedure are displayed.

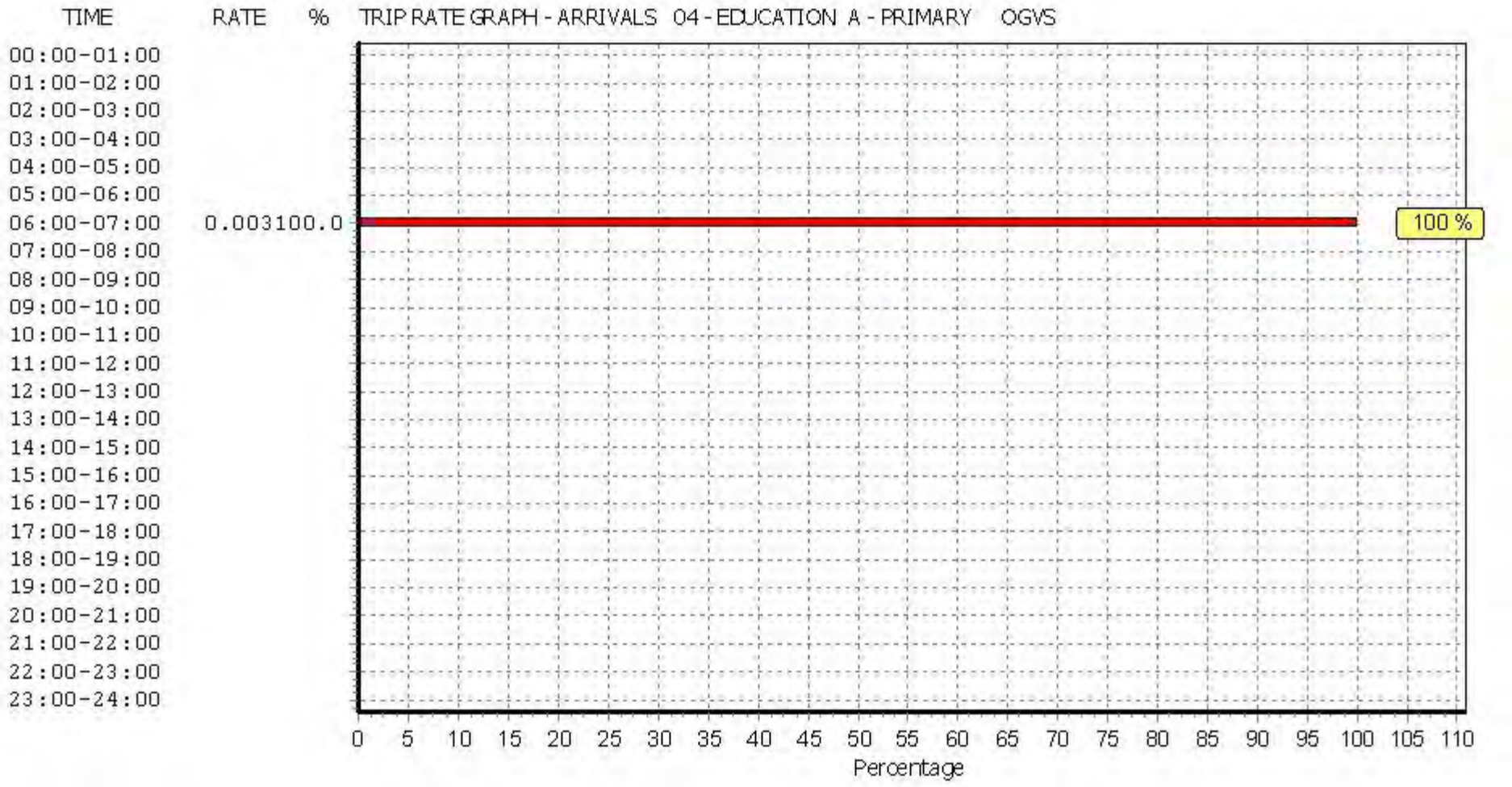

This graph is a visual representation of the trip rate calculation results screen. The same time periods and trip rates are displayed, but in addition there is an additional column showing the percentage of the total trip rate by individual time period, allowing peak periods to be easily identified through observation. Note that the type of count and the selected direction is shown at the top of the graph.

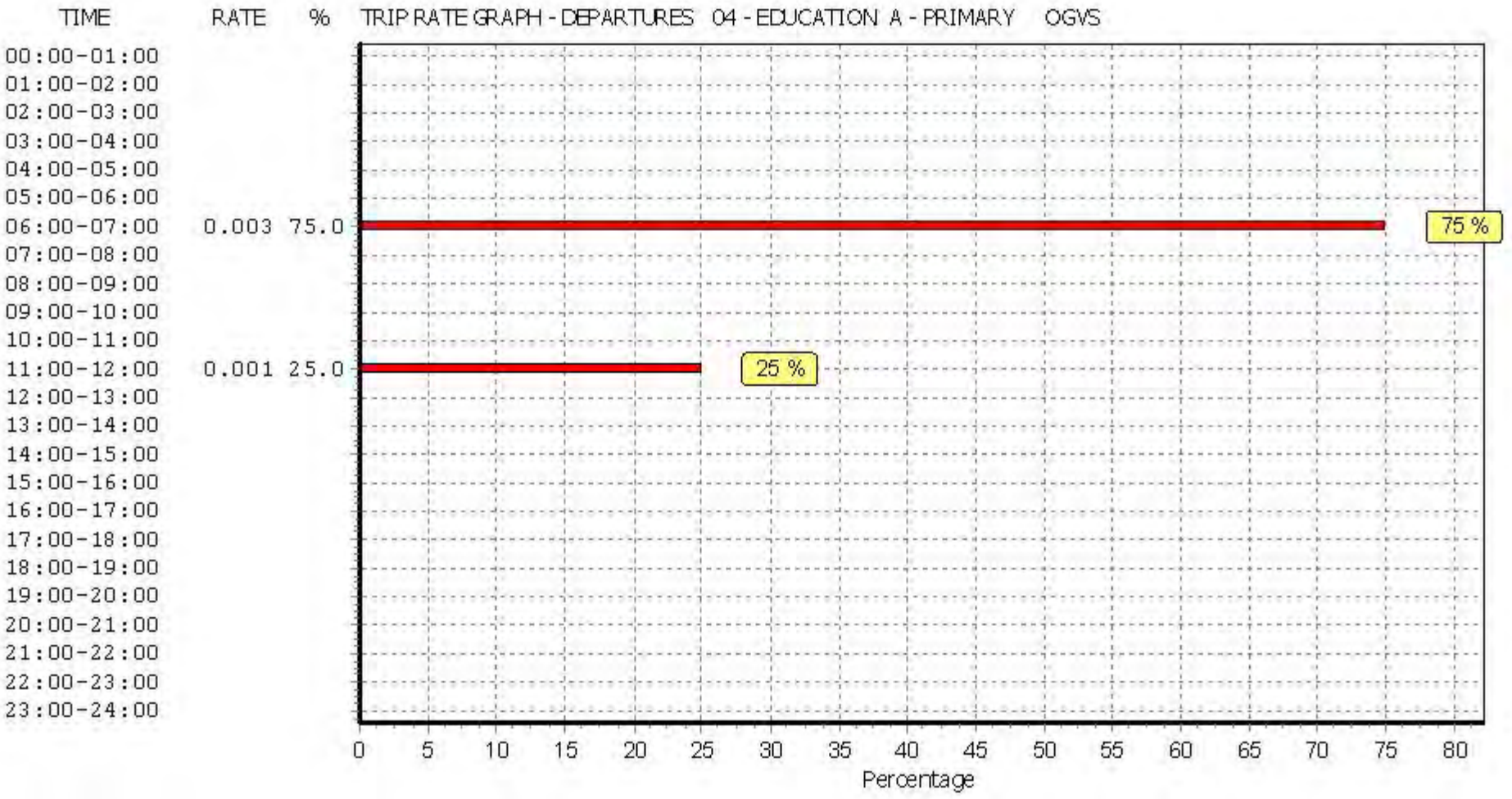

This graph is a visual representation of the trip rate calculation results screen. The same time periods and trip rates are displayed, but in addition there is an additional column showing the percentage of the total trip rate by individual time period, allowing peak periods to be easily identified through observation. Note that the type of count and the selected direction is shown at the top of the graph.

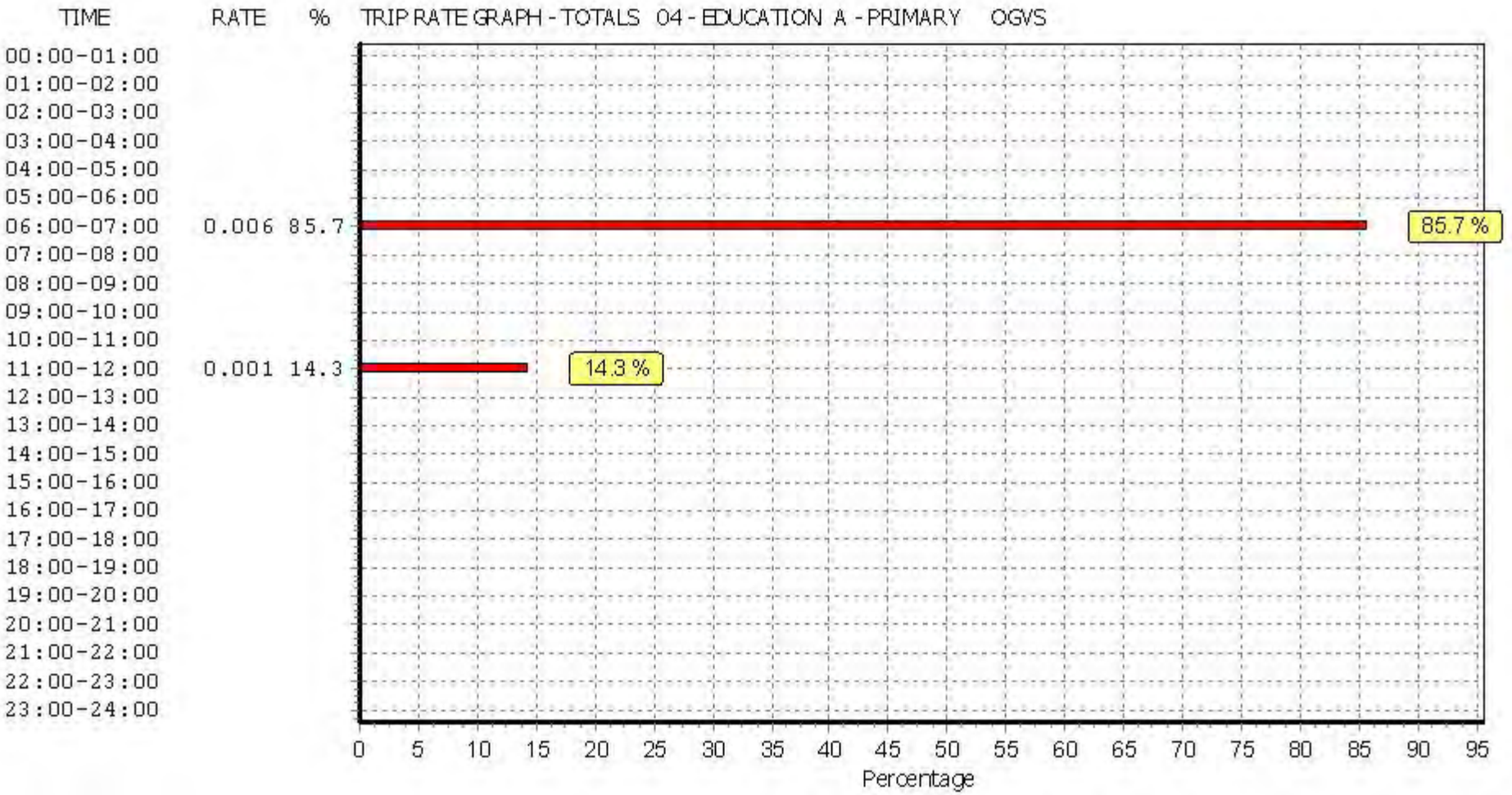

This graph is a visual representation of the trip rate calculation results screen. The same time periods and trip rates are displayed, but in addition there is an additional column showing the percentage of the total trip rate by individual time period, allowing peak periods to be easily identified through observation. Note that the type of count and the selected direction is shown at the top of the graph.

TRIP RATE for Land Use 04 - EDUCATION/A - PRIMARY

PSVS

Calculation factor: 1 PUPILS

BOLD print indicates peak (busiest) period

Time Range	ARRIVALS			DEPARTURES			TOTALS		
	No. Days	Ave. PUPILS	Trip Rate	No. Days	Ave. PUPILS	Trip Rate	No. Days	Ave. PUPILS	Trip Rate
00:00 - 01:00									
01:00 - 02:00									
02:00 - 03:00									
03:00 - 04:00									
04:00 - 05:00									
05:00 - 06:00	1	312	0.000	1	312	0.000	1	312	0.000
06:00 - 07:00	1	312	0.000	1	312	0.000	1	312	0.000
07:00 - 08:00	19	337	0.000	19	337	0.000	19	337	0.000
08:00 - 09:00	**19**	**337**	**0.001**	19	337	0.000	**19**	**337**	**0.001**
09:00 - 10:00	19	337	0.000	19	337	0.000	19	337	0.000
10:00 - 11:00	19	337	0.000	19	337	0.000	19	337	0.000
11:00 - 12:00	19	337	0.000	19	337	0.000	19	337	0.000
12:00 - 13:00	19	337	0.000	19	337	0.000	19	337	0.000
13:00 - 14:00	19	337	0.000	19	337	0.000	19	337	0.000
14:00 - 15:00	19	337	0.000	19	337	0.000	19	337	0.000
15:00 - 16:00	19	337	0.000	**19**	**337**	**0.001**	19	337	0.001
16:00 - 17:00	19	337	0.000	19	337	0.000	19	337	0.000
17:00 - 18:00	19	337	0.000	19	337	0.000	19	337	0.000
18:00 - 19:00	18	333	0.000	18	333	0.000	18	333	0.000
19:00 - 20:00	1	312	0.000	1	312	0.000	1	312	0.000
20:00 - 21:00	1	312	0.000	1	312	0.000	1	312	0.000
21:00 - 22:00									
22:00 - 23:00									
23:00 - 24:00									
Total Rates:			0.001			0.001			0.002

This section displays the trip rate results based on the selected set of surveys and the selected count type (shown just above the table). It is split by three main columns, representing arrivals trips, departures trips, and total trips (arrivals plus departures). Within each of these main columns are three sub-columns. These display the number of survey days where count data is included (per time period), the average value of the selected trip rate calculation parameter (per time period), and the trip rate result (per time period). Total trip rates (the sum of the column) are also displayed at the foot of the table.

To obtain a trip rate, the average (mean) trip rate parameter value (TRP) is first calculated for all selected survey days that have count data available for the stated time period. The average (mean) number of arrivals, departures or totals (whichever applies) is also calculated (COUNT) for all selected survey days that have count data available for the stated time period. Then, the average count is divided by the average trip rate parameter value, and multiplied by the stated calculation factor (shown just above the table and abbreviated here as FACT). So, the method is: COUNT/TRP FACT. Trip rates are then rounded to 3 decimal places.*

Parameter summary

Trip rate parameter range selected:	79 - 657 (units:)
Survey date date range:	01/01/08 - 30/11/15
Number of weekdays (Monday-Friday):	19
Number of Saturdays:	0
Number of Sundays:	0
Surveys automatically removed from selection:	0
Surveys manually removed from selection:	0

This section displays a quick summary of some of the data filtering selections made by the TRICS® user. The trip rate calculation parameter range of all selected surveys is displayed first, followed by the range of minimum and maximum survey dates selected by the user. Then, the total number of selected weekdays and weekend days in the selected set of surveys are show. Finally, the number of survey days that have been manually removed from the selected set outside of the standard filtering procedure are displayed.

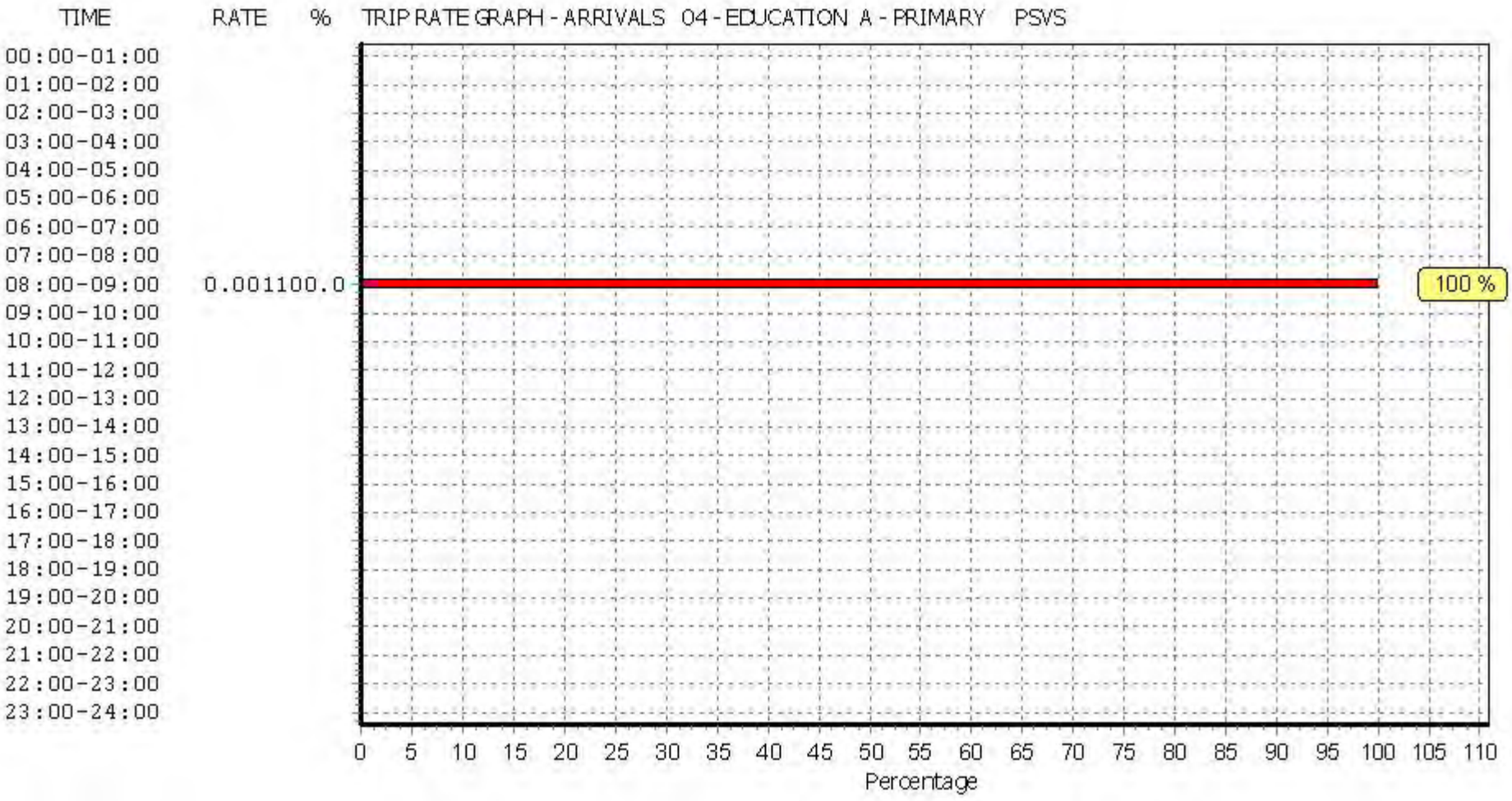

This graph is a visual representation of the trip rate calculation results screen. The same time periods and trip rates are displayed, but in addition there is an additional column showing the percentage of the total trip rate by individual time period, allowing peak periods to be easily identified through observation. Note that the type of count and the selected direction is shown at the top of the graph.

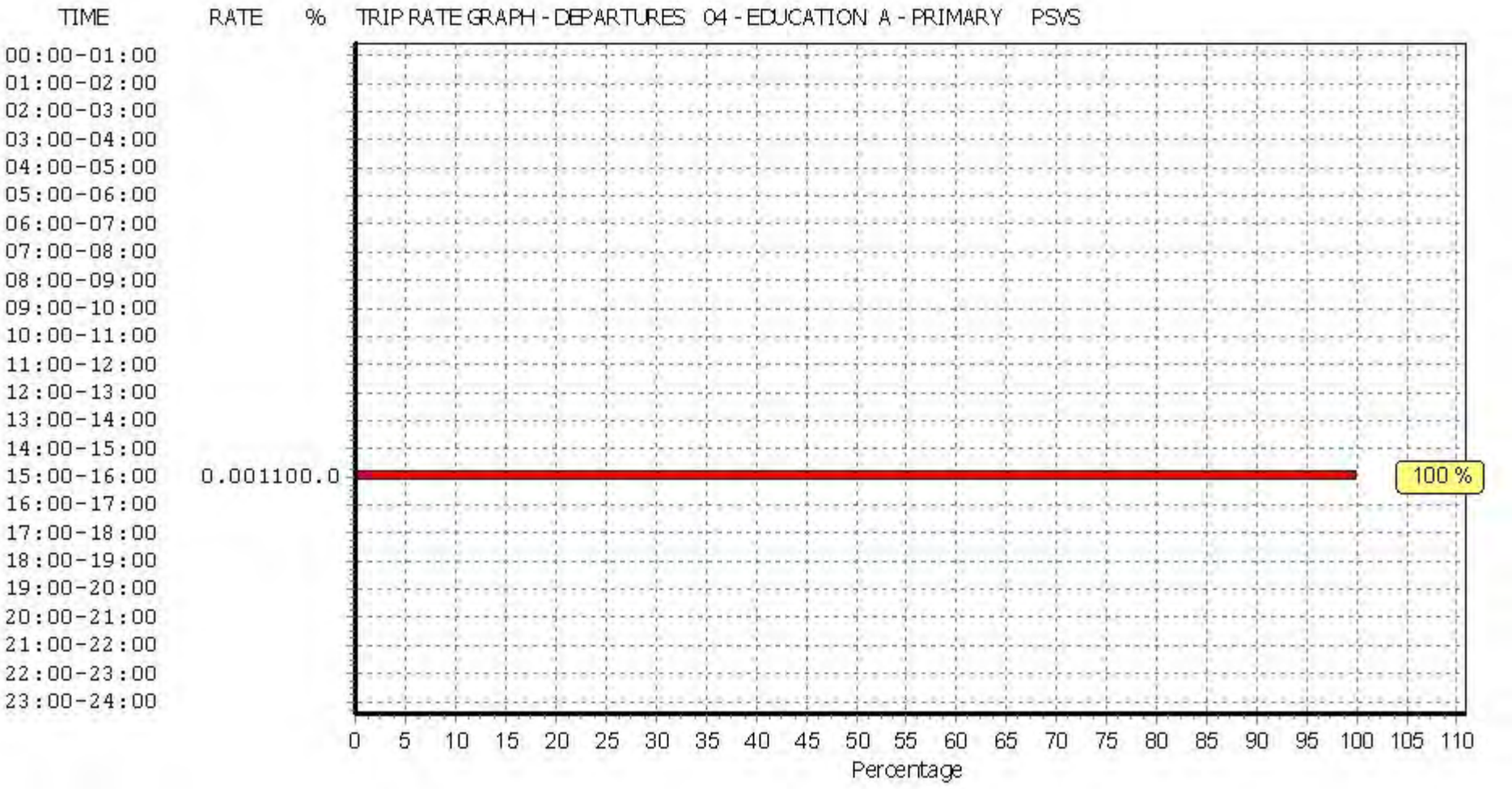

This graph is a visual representation of the trip rate calculation results screen. The same time periods and trip rates are displayed, but in addition there is an additional column showing the percentage of the total trip rate by individual time period, allowing peak periods to be easily identified through observation. Note that the type of count and the selected direction is shown at the top of the graph.

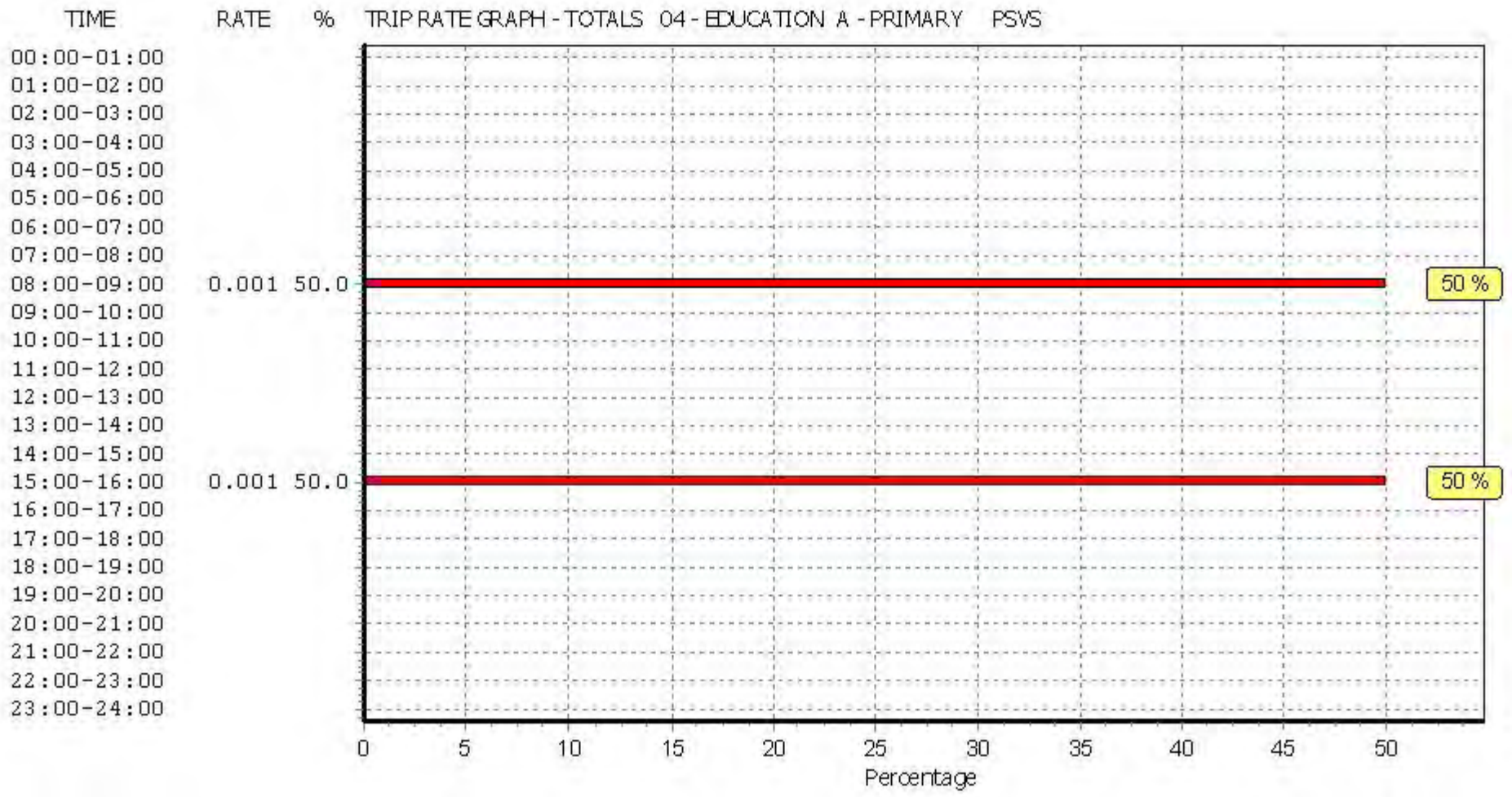

This graph is a visual representation of the trip rate calculation results screen. The same time periods and trip rates are displayed, but in addition there is an additional column showing the percentage of the total trip rate by individual time period, allowing peak periods to be easily identified through observation. Note that the type of count and the selected direction is shown at the top of the graph.

TRIP RATE for Land Use 04 - EDUCATION/A - PRIMARY

CYCLISTS

Calculation factor: 1 PUPILS

BOLD print indicates peak (busiest) period

Time Range	ARRIVALS			DEPARTURES			TOTALS		
	No. Days	Ave. PUPILS	Trip Rate	No. Days	Ave. PUPILS	Trip Rate	No. Days	Ave. PUPILS	Trip Rate
00:00 - 01:00									
01:00 - 02:00									
02:00 - 03:00									
03:00 - 04:00									
04:00 - 05:00									
05:00 - 06:00	1	312	0.000	1	312	0.000	1	312	0.000
06:00 - 07:00	1	312	0.000	1	312	0.000	1	312	0.000
07:00 - 08:00	19	337	0.002	19	337	0.000	19	337	0.002
08:00 - 09:00	**19**	**337**	**0.007**	19	337	0.002	**19**	**337**	**0.009**
09:00 - 10:00	19	337	0.001	19	337	0.001	19	337	0.002
10:00 - 11:00	19	337	0.000	19	337	0.000	19	337	0.000
11:00 - 12:00	19	337	0.000	19	337	0.000	19	337	0.000
12:00 - 13:00	19	337	0.000	19	337	0.000	19	337	0.000
13:00 - 14:00	19	337	0.000	19	337	0.000	19	337	0.000
14:00 - 15:00	19	337	0.001	19	337	0.000	19	337	0.001
15:00 - 16:00	19	337	0.003	19	337	0.004	19	337	0.007
16:00 - 17:00	19	337	0.001	**19**	**337**	**0.005**	19	337	0.006
17:00 - 18:00	19	337	0.000	19	337	0.001	19	337	0.001
18:00 - 19:00	18	333	0.000	18	333	0.000	18	333	0.000
19:00 - 20:00	1	312	0.000	1	312	0.000	1	312	0.000
20:00 - 21:00	1	312	0.000	1	312	0.000	1	312	0.000
21:00 - 22:00									
22:00 - 23:00									
23:00 - 24:00									
Total Rates:			0.015			0.013			0.028

This section displays the trip rate results based on the selected set of surveys and the selected count type (shown just above the table). It is split by three main columns, representing arrivals trips, departures trips, and total trips (arrivals plus departures). Within each of these main columns are three sub-columns. These display the number of survey days where count data is included (per time period), the average value of the selected trip rate calculation parameter (per time period), and the trip rate result (per time period). Total trip rates (the sum of the column) are also displayed at the foot of the table.

To obtain a trip rate, the average (mean) trip rate parameter value (TRP) is first calculated for all selected survey days that have count data available for the stated time period. The average (mean) number of arrivals, departures or totals (whichever applies) is also calculated (COUNT) for all selected survey days that have count data available for the stated time period. Then, the average count is divided by the average trip rate parameter value, and multiplied by the stated calculation factor (shown just above the table and abbreviated here as FACT). So, the method is: COUNT/TRP FACT. Trip rates are then rounded to 3 decimal places.*

Parameter summary

Trip rate parameter range selected:	79 - 657 (units:)
Survey date date range:	01/01/08 - 30/11/15
Number of weekdays (Monday-Friday):	19
Number of Saturdays:	0
Number of Sundays:	0
Surveys automatically removed from selection:	0
Surveys manually removed from selection:	0

This section displays a quick summary of some of the data filtering selections made by the TRICS® user. The trip rate calculation parameter range of all selected surveys is displayed first, followed by the range of minimum and maximum survey dates selected by the user. Then, the total number of selected weekdays and weekend days in the selected set of surveys are show. Finally, the number of survey days that have been manually removed from the selected set outside of the standard filtering procedure are displayed.

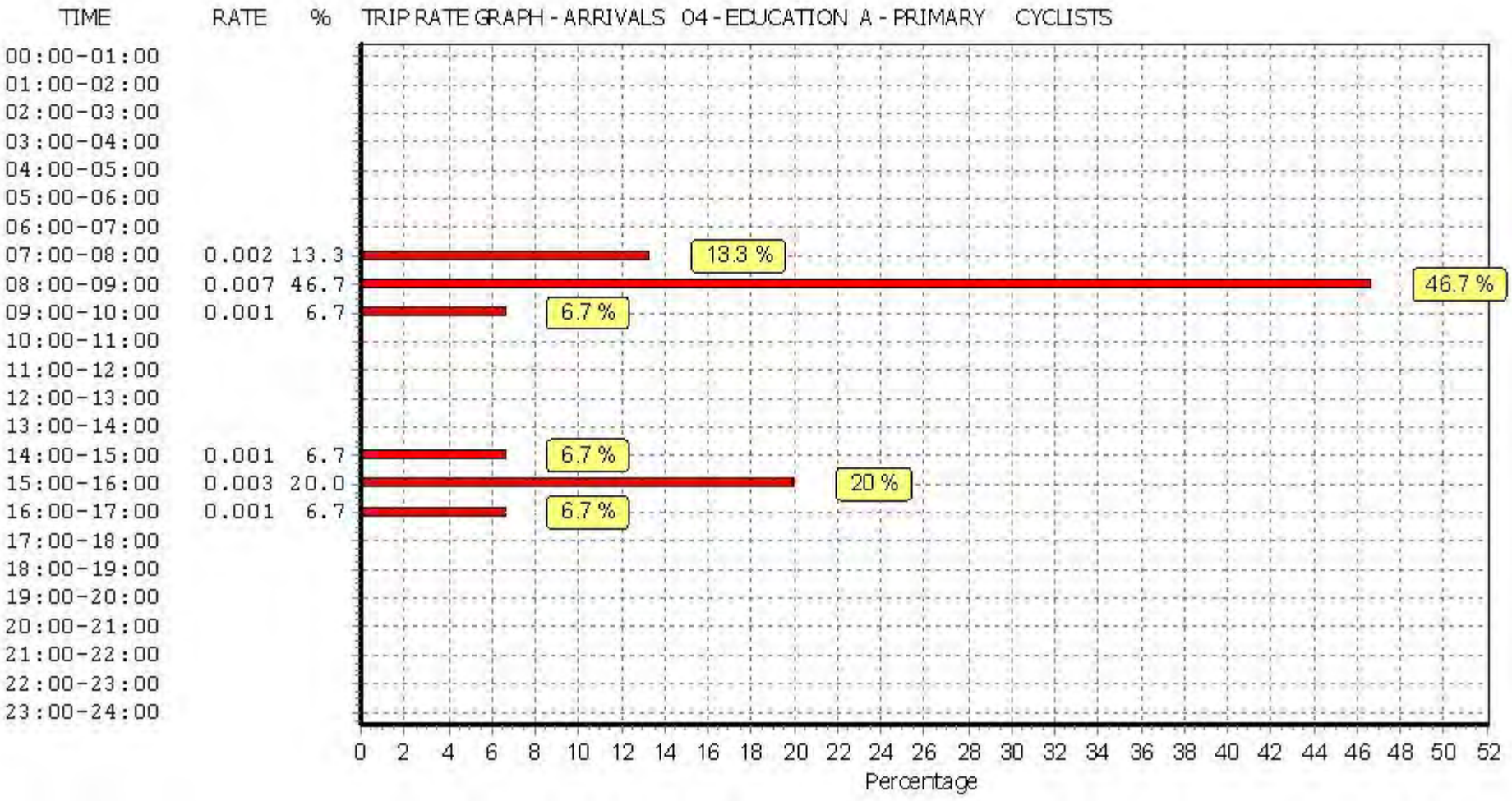

This graph is a visual representation of the trip rate calculation results screen. The same time periods and trip rates are displayed, but in addition there is an additional column showing the percentage of the total trip rate by individual time period, allowing peak periods to be easily identified through observation. Note that the type of count and the selected direction is shown at the top of the graph.

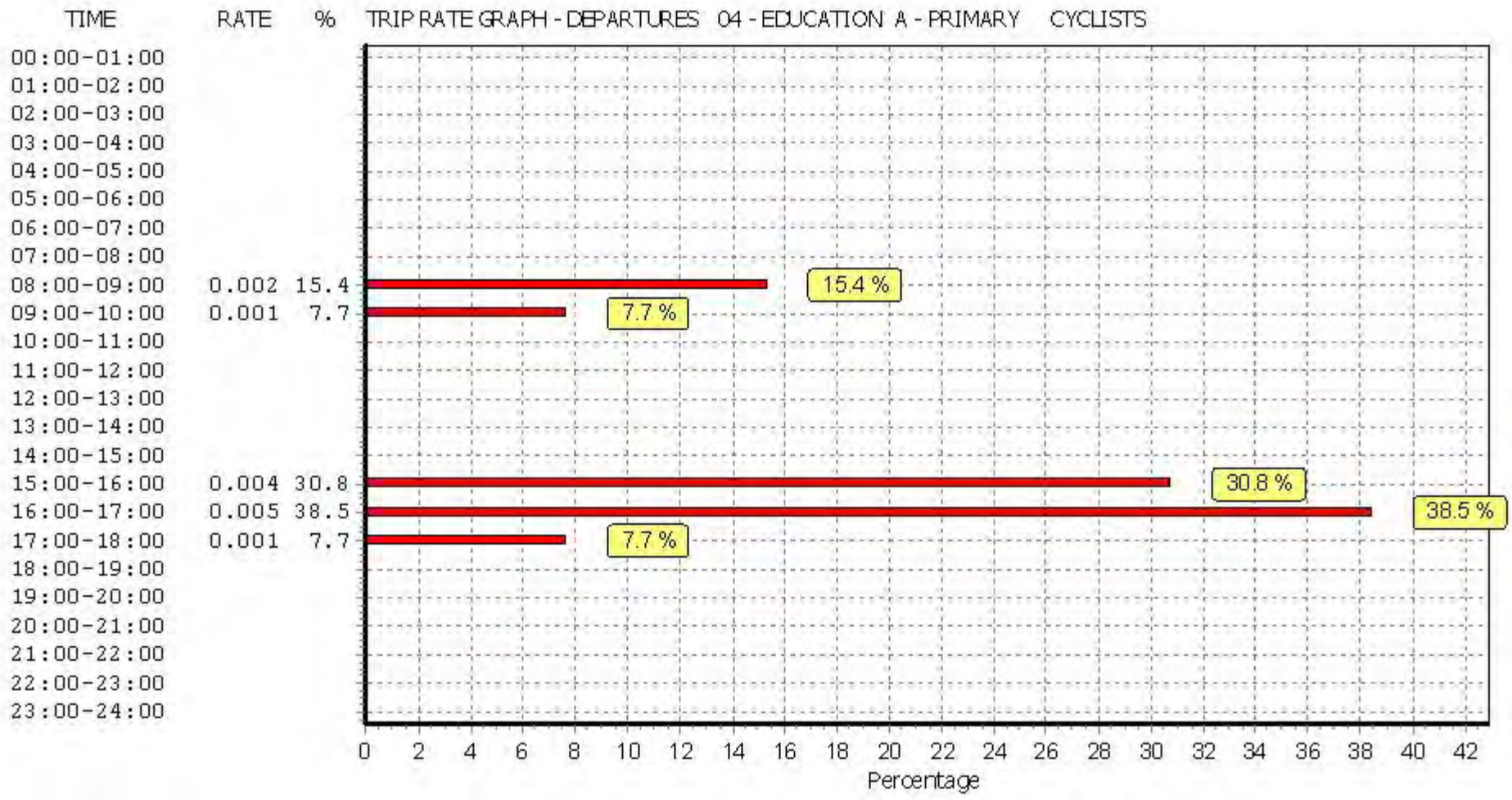

This graph is a visual representation of the trip rate calculation results screen. The same time periods and trip rates are displayed, but in addition there is an additional column showing the percentage of the total trip rate by individual time period, allowing peak periods to be easily identified through observation. Note that the type of count and the selected direction is shown at the top of the graph.

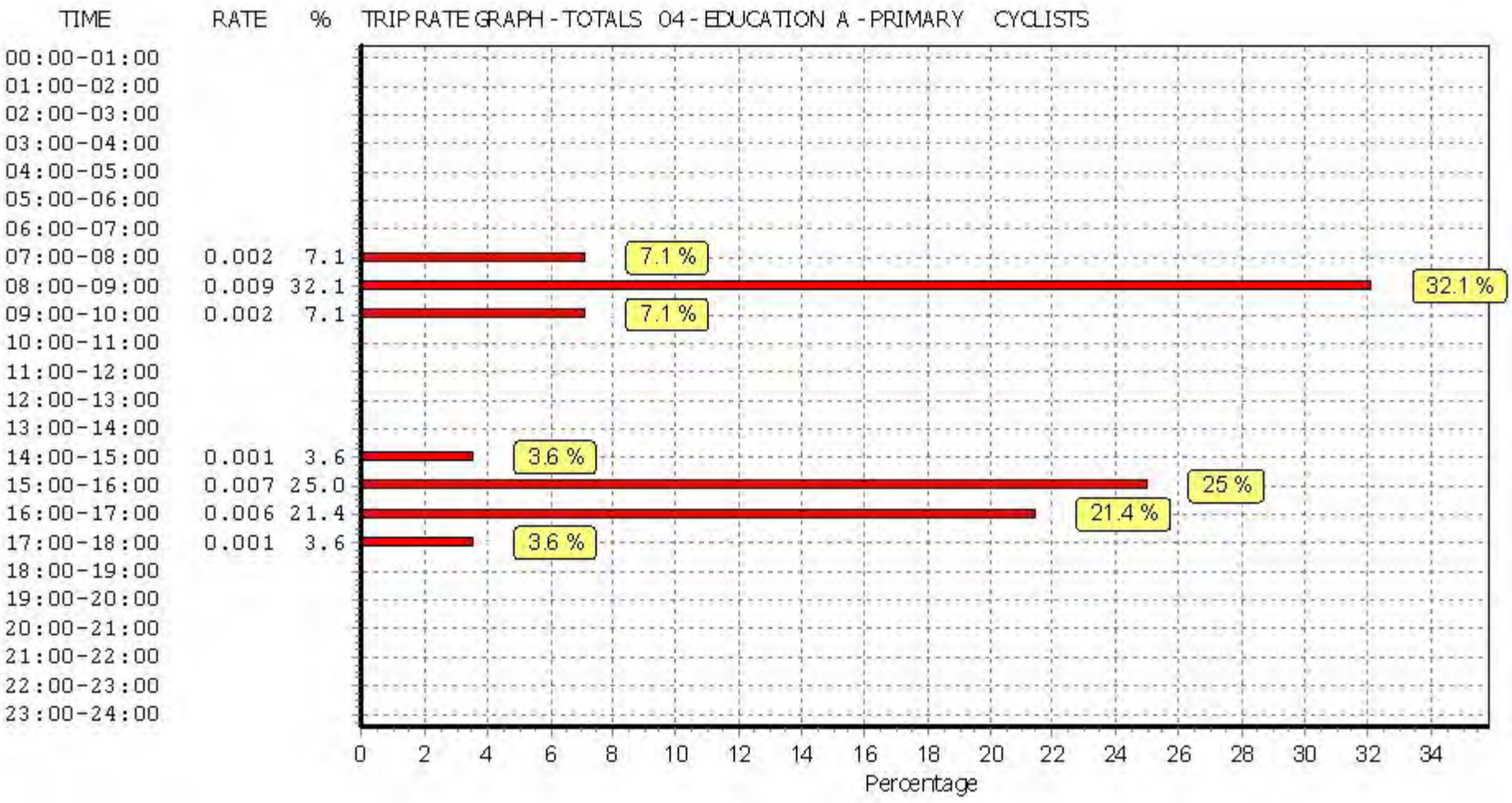

This graph is a visual representation of the trip rate calculation results screen. The same time periods and trip rates are displayed, but in addition there is an additional column showing the percentage of the total trip rate by individual time period, allowing peak periods to be easily identified through observation. Note that the type of count and the selected direction is shown at the top of the graph.

APPENDIX E
NOMIS OUTPUT FOR SW SITTINGBOURNE

WU03EW - Location of usual residence and place of work by method of travel to w

ONS Crown Copyright Reserved [from Nomis on 17 June 2016]

population	All usual residents aged 16 and over in employment the week before the c
units	Persons
date	2011
method of travel to work	Driving a car or van

usual residence : 2011 super output area - middle	**place of work E02005123 : Swale 009**
E02001768 : South Tyneside 0	1
E02000071 : Bexley 007	2
E02000073 : Bexley 009	1
E02000078 : Bexley 014	2
E02000080 : Bexley 016	2
E02000082 : Bexley 018	1
E02000083 : Bexley 019	1
E02000084 : Bexley 020	2
E02000086 : Bexley 022	1
E02000121 : Brent 029	1
E02000133 : Bromley 007	1
E02000134 : Bromley 008	1
E02000142 : Bromley 016	1
E02000149 : Bromley 023	1
E02000160 : Bromley 034	1
E02000165 : Bromley 039	1
E02000316 : Greenwich 004	1
E02000323 : Greenwich 011	2
E02000326 : Greenwich 014	1
E02000329 : Greenwich 017	2
E02000333 : Greenwich 021	1
E02000343 : Greenwich 031	6
E02000389 : Hammersmith an	1
E02000465 : Havering 002	1
E02000492 : Havering 029	1
E02000493 : Havering 030	2
E02000522 : Hillingdon 029	2
E02000575 : Islington 022	4
E02000610 : Kingston upon Th	1
E02000631 : Lambeth 014	1
E02000697 : Merton 009	1
E02000741 : Newham 028	1
E02000743 : Newham 030	1
E02000752 : Redbridge 002	2
E02000781 : Redbridge 031	1
E02000835 : Southwark 029	1
E02000853 : Sutton 014	1
E02000957 : Wandsworth 035	1
E02000971 : Westminster 012	1

E02001244 : Tameside 016	1
E02002137 : Walsall 028	1
E02002746 : North East Lincol	1
E02002759 : North Lincolnshire	1
E02002889 : Nottingham 022	1
E02003308 : Thurrock 013	1
E02003309 : Thurrock 014	1
E02003310 : Thurrock 015	1
E02003314 : Medway 001	6
E02003315 : Medway 002	3
E02003316 : Medway 003	6
E02003317 : Medway 004	3
E02003318 : Medway 005	4
E02003319 : Medway 006	4
E02003320 : Medway 007	15
E02003321 : Medway 008	6
E02003322 : Medway 009	6
E02003323 : Medway 010	12
E02003324 : Medway 011	8
E02003325 : Medway 012	6
E02003326 : Medway 013	5
E02003327 : Medway 014	10
E02003328 : Medway 015	8
E02003329 : Medway 016	2
E02003330 : Medway 017	14
E02003331 : Medway 018	8
E02003332 : Medway 019	4
E02003333 : Medway 020	4
E02003334 : Medway 021	6
E02003335 : Medway 022	3
E02003336 : Medway 023	8
E02003337 : Medway 024	4
E02003338 : Medway 025	15
E02003339 : Medway 026	5
E02003340 : Medway 027	7
E02003341 : Medway 028	2
E02003342 : Medway 029	15
E02003343 : Medway 030	8
E02003344 : Medway 031	6
E02003345 : Medway 032	13
E02003346 : Medway 033	2
E02003347 : Medway 034	8
E02003348 : Medway 035	15
E02003349 : Medway 036	28
E02003350 : Medway 037	4
E02003351 : Medway 038	7
E02003449 : Wokingham 011	1
E02003493 : Brighton and Hov	1
E02003494 : Brighton and Hov	1
E02003548 : Portsmouth 025	1

WU03EW - Location of usual residence and place of work by method of travel to w

ONS Crown Copyright Reserved [from Nomis on 17 June 2016]

population
units
date
method of travel to work

usual residence : 2011 super output area - middle	E02005126 : Swale 012
E02004098 : High Peak 006	1
E02004103 : High Peak 011	1
E02006872 : High Peak 013	1
E02005409 : North West Leice	1
E02001847 : Birmingham 021	1
E02006730 : Redditch 010	1
E02004876 : Dacorum 021	1
E02006783 : Lewisham 037	1
E02000009 : Barking and Dage	1
E02000074 : Bexley 010	1
E02000145 : Bromley 019	1
E02000149 : Bromley 023	1
E02000154 : Bromley 028	1
E02000161 : Bromley 035	1
E02000332 : Greenwich 020	1
E02000339 : Greenwich 027	1
E02000441 : Harrow 009	1
E02003317 : Medway 004	1
E02003318 : Medway 005	1
E02003323 : Medway 010	1
E02003329 : Medway 016	1
E02003330 : Medway 017	1
E02004372 : Hastings 005	1
E02004373 : Hastings 006	1
E02004374 : Hastings 007	1
E02004377 : Hastings 010	1
E02004402 : Rother 011	1
E02004406 : Wealden 004	1
E02004997 : Ashford 002	1
E02004998 : Ashford 003	1
E02005001 : Ashford 006	1
E02005002 : Ashford 007	1
E02005003 : Ashford 008	1
E02005005 : Ashford 010	1
E02005011 : Canterbury 002	1
E02005017 : Canterbury 008	1
E02005019 : Canterbury 010	1
E02005020 : Canterbury 011	1
E02005022 : Canterbury 013	1

E02005034 : Dartford 007	1
E02005035 : Dartford 008	1
E02005040 : Dartford 013	1
E02005042 : Dover 002	1
E02005043 : Dover 003	1
E02005048 : Dover 008	1
E02005050 : Dover 010	1
E02005051 : Dover 011	1
E02005052 : Dover 012	1
E02005053 : Dover 013	1
E02005055 : Gravesham 001	1
E02005059 : Gravesham 005	1
E02005060 : Gravesham 006	1
E02005062 : Gravesham 008	1
E02005064 : Gravesham 010	1
E02005065 : Gravesham 011	1
E02005068 : Maidstone 001	1
E02005081 : Maidstone 014	1
E02005086 : Maidstone 019	1
E02005088 : Sevenoaks 002	1
E02005090 : Sevenoaks 004	1
E02006832 : Sevenoaks 016	1
E02005102 : Shepway 001	1
E02005112 : Shepway 011	1
E02005113 : Shepway 012	1
E02005137 : Thanet 006	1
E02005138 : Thanet 007	1
E02005145 : Thanet 014	1
E02005146 : Thanet 015	1
E02005147 : Thanet 016	1
E02005151 : Tonbridge and Ma	1
E02005155 : Tonbridge and Ma	1
E02005160 : Tonbridge and Ma	1
E02004624 : Cotswold 010	1
E02004102 : High Peak 010	2
E02004104 : High Peak 012	2
E02003322 : Medway 009	2
E02003332 : Medway 019	2
E02003333 : Medway 020	2
E02003339 : Medway 026	2
E02003343 : Medway 030	2
E02003346 : Medway 033	2
E02003347 : Medway 034	2
E02003350 : Medway 037	2
E02003351 : Medway 038	2
E02004996 : Ashford 001	2
E02005008 : Ashford 013	2
E02005012 : Canterbury 003	2
E02005013 : Canterbury 004	2
E02005014 : Canterbury 005	2

WU03EW - Location of usual residence and place of work by method of travel to w

ONS Crown Copyright Reserved [from Nomis on 15 June 2016]

population	All usual residents aged 16 and over in employment the week before the c
units	Persons
date	2011
method of travel to work	Driving a car or van

place of work : 2011 super output area - middle layer	**usual residence E02005126 : Swale 012**
E02005715 : Northumberland (	1
E02000001 : City of London 00	3
E02000021 : Barking and Dage	2
E02000024 : Barnet 001	1
E02000065 : Bexley 001	3
E02000066 : Bexley 002	1
E02000068 : Bexley 004	2
E02000072 : Bexley 008	1
E02000073 : Bexley 009	1
E02000079 : Bexley 015	1
E02000081 : Bexley 017	1
E02000083 : Bexley 019	3
E02000085 : Bexley 021	1
E02000091 : Bexley 027	2
E02000092 : Bexley 028	2
E02000140 : Bromley 014	1
E02000142 : Bromley 016	1
E02000144 : Bromley 018	1
E02000168 : Camden 003	1
E02000194 : Croydon 001	1
E02000220 : Croydon 027	1
E02000234 : Croydon 041	2
E02000244 : Ealing 007	1
E02000252 : Ealing 015	1
E02000270 : Ealing 033	1
E02000279 : Enfield 003	1
E02000288 : Enfield 012	1
E02000296 : Enfield 020	1
E02000314 : Greenwich 002	1
E02000315 : Greenwich 003	1
E02000316 : Greenwich 004	4
E02000327 : Greenwich 015	1
E02000340 : Greenwich 028	1
E02000371 : Hackney 027	1
E02000381 : Hammersmith an	1
E02000409 : Haringey 013	1
E02000457 : Harrow 025	1
E02000476 : Havering 013	1

E02000530 : Hounslow 005	1
E02000559 : Islington 006	1
E02000575 : Islington 022	2
E02000576 : Islington 023	1
E02000621 : Lambeth 004	1
E02000624 : Lambeth 007	1
E02000633 : Lambeth 016	1
E02000655 : Lewisham 003	1
E02000657 : Lewisham 005	1
E02000676 : Lewisham 024	2
E02000711 : Merton 023	1
E02000726 : Newham 013	1
E02000808 : Southwark 002	1
E02000816 : Southwark 010	1
E02000828 : Southwark 022	2
E02000850 : Sutton 011	1
E02000853 : Sutton 014	1
E02000875 : Tower Hamlets 0	1
E02000886 : Tower Hamlets 0	1
E02000891 : Tower Hamlets 0	1
E02000934 : Wandsworth 012	3
E02000972 : Westminster 013	2
E02000977 : Westminster 018	1
E02000979 : Westminster 020	1
E02000981 : Westminster 022	1
E02001015 : Bolton 032	1
E02001164 : Salford 008	1
E02001729 : Newcastle upon T	1
E02001830 : Birmingham 004	1
E02002582 : Halton 009	1
E02003226 : Swindon 015	1
E02003303 : Thurrock 008	1
E02003310 : Thurrock 015	7
E02003312 : Thurrock 017	1
E02003313 : Thurrock 018	1
E02003314 : Medway 001	9
E02003315 : Medway 002	2
E02003316 : Medway 003	2
E02003317 : Medway 004	25
E02003319 : Medway 006	4
E02003320 : Medway 007	26
E02003321 : Medway 008	2
E02003322 : Medway 009	5
E02003324 : Medway 011	6
E02003325 : Medway 012	9
E02003326 : Medway 013	3
E02003327 : Medway 014	3
E02003328 : Medway 015	30
E02003329 : Medway 016	19
E02003330 : Medway 017	1

APPENDIX F
DISTRIBUTION OF NON CONSENTED SITES

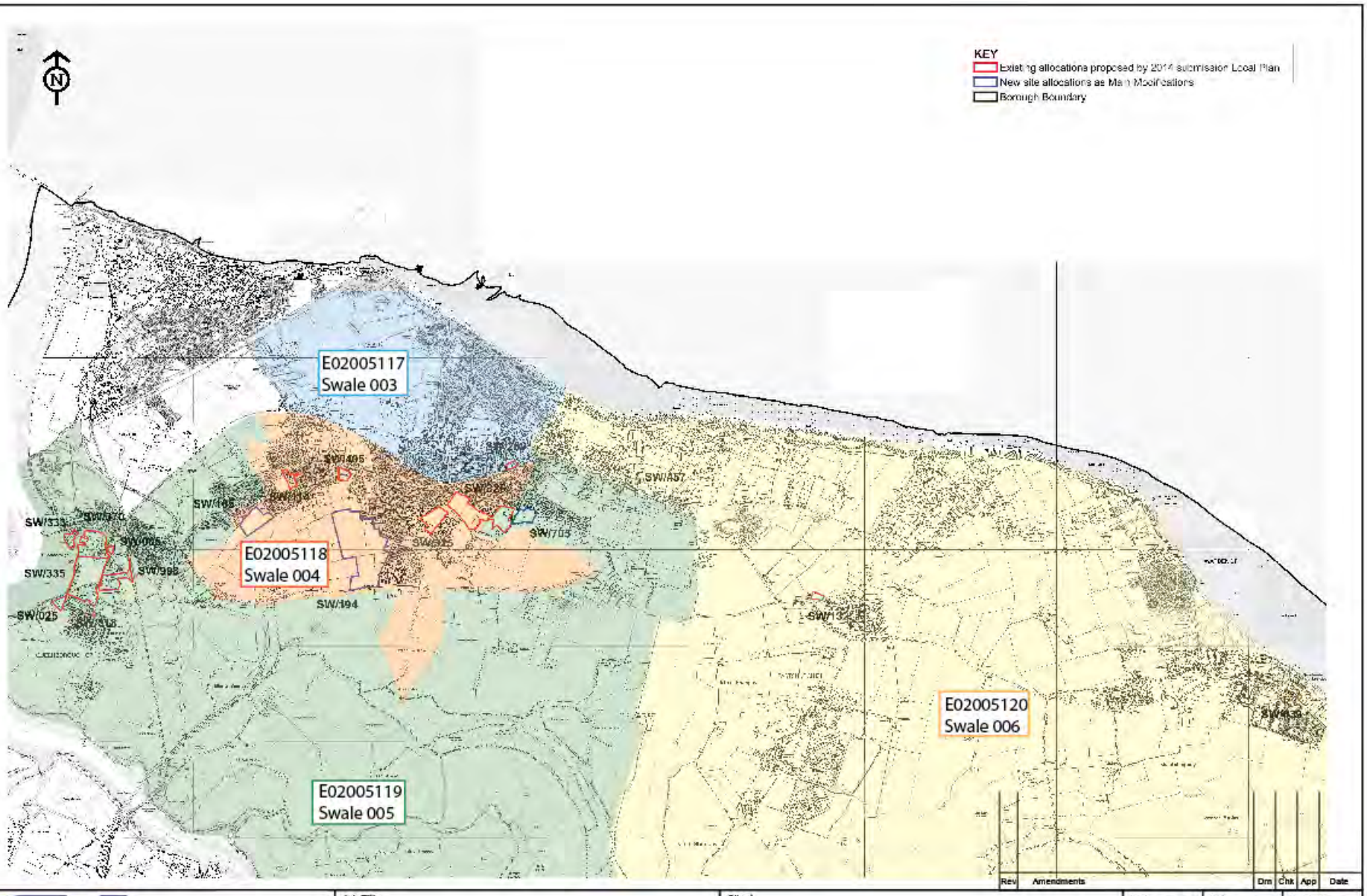

Rev | Amendments | Drn | Chk | App | Date

Consulting Engineers Ltd

Job Title: LAND AT WISES LANE	Client: QUINN ESTATES	Scale: NTS	Date: Dec. 16	Designed: AT
Drawing Title: ANNEX F PLAN 1/3		Drawn: AT	Checked: FM	Approved:
		Job No: 13-42	Figure No:	Rev:

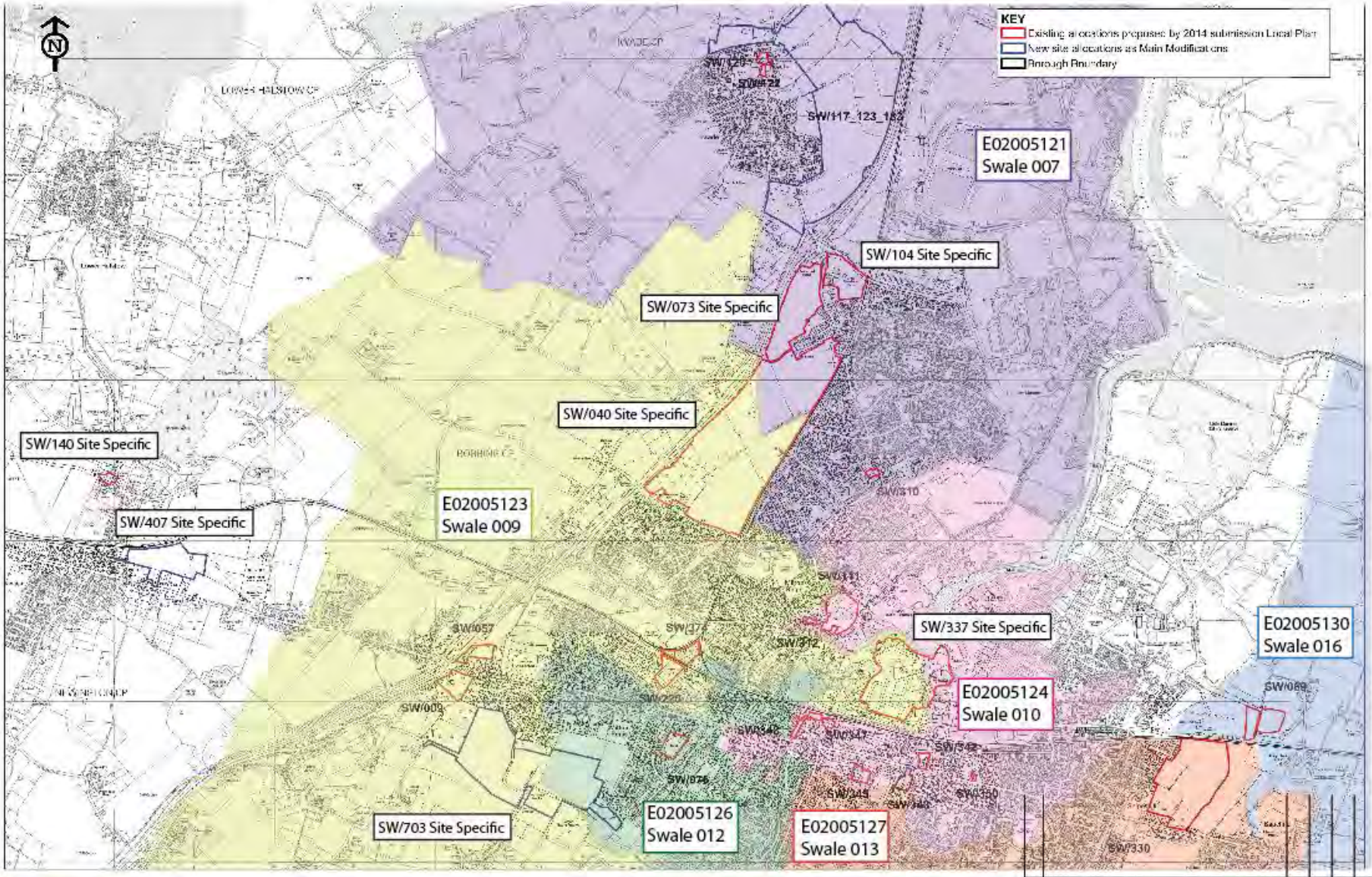

Rev	Amendments	Drn	Chk	App	Date

Consulting Engineers Ltd

Job Title: LAND AT WISES LANE	Client: QUINN ESTATES	Scale: NTS	Date: Dec. 16	Designed: AT
Drawing Title: ANNEX F PLAN 2/3		Drawn: AT	Checked: FM	Approved:
		Job No: 13-42	Figure No:	Rev:

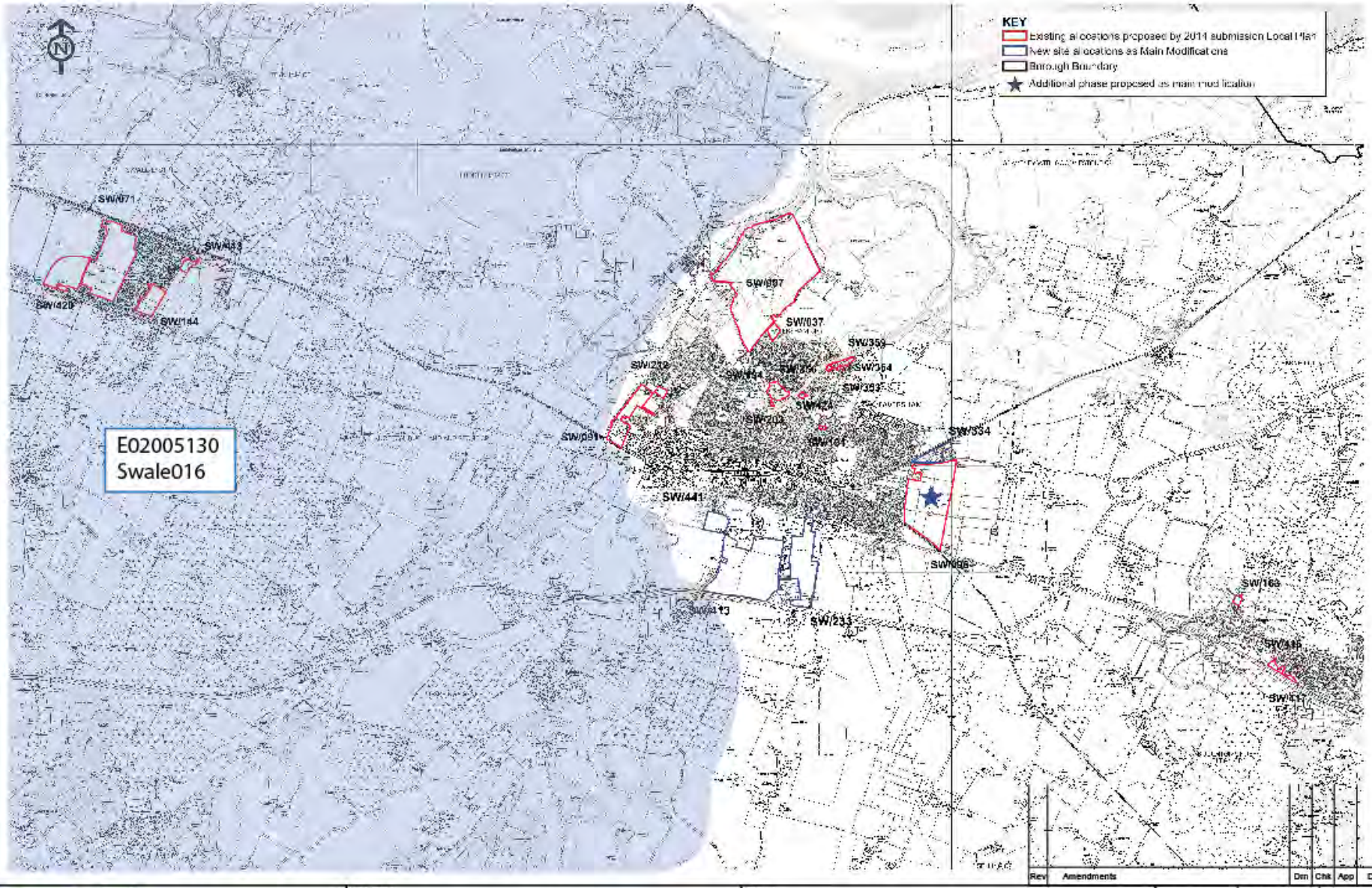

Rev	Amendments	Drn	Chk	App	Date

Consulting Engineers Ltd

Job Title: LAND AT WISES LANE	Client: QUINN ESTATES	Scale: NTS	Date: Dec. 16	Designed: AT
Drawing Title: ANNEX F PLAN 3/3		Drawn: AT	Checked: FM	Approved:
		Job No: 13-42	Figure No:	Rev:

APPENDIX G
NOMIS DATA FOR NON CONSENTED SITES

WU03EW - Location of usual residence and place of work by method of travel to work (MSOA level)

ONS Crown Copyright Reserved [from Nomis on 19 December 2016]

population	All usual residents aged 16 and over in employment the week before the census
units	Persons
date	2011
method of travel to work	Driving a car or van

	usual residence			
place of work : 2011 super output area - middle layer	**E02005117 : Swale 003**	**E02005118 : Swale 004**	**E02005119 : Swale 005**	**E02005120 : Swale 006**
E02005120 : Swale 006	147	300	122	294
E02005116 : Swale 002	286	381	207	172
E02005124 : Swale 010	118	167	95	114
E02005115 : Swale 001	137	199	126	89
E02005119 : Swale 005	115	210	139	81
E02005118 : Swale 004	69	130	53	66
E02005121 : Swale 007	40	93	41	49
E02005127 : Swale 013	51	62	27	40
E02005123 : Swale 009	31	50	32	39
E02005117 : Swale 003	63	67	24	34
E02005071 : Maidstone 004	20	44	23	27
E02005125 : Swale 011	22	50	38	26
E02005153 : Tonbridge and Malling 005	13	32	7	21
E02003317 : Medway 004	9	15	12	16
E02005122 : Swale 008	10	18	13	15
E02003320 : Medway 007	11	34	15	12
E02005126 : Swale 012	16	26	11	12
E02005129 : Swale 015	12	24	11	12
E02003337 : Medway 024	1	13	5	12
E02005130 : Swale 016	5	13	12	9
E02003328 : Medway 015	10	30	10	8
E02005075 : Maidstone 008	7	11	7	8
E02005082 : Maidstone 015	14	29	6	8
E02005068 : Maidstone 001	10	5	5	8
E02005155 : Tonbridge and Malling 007	9	18	4	8
E02005070 : Maidstone 003	0	5	1	8
E02005033 : Dartford 006	4	13	7	7
E02005150 : Tonbridge and Malling 002	2	15	9	6
E02003314 : Medway 001	7	13	9	6
E02003329 : Medway 016	14	20	7	6
E02003339 : Medway 026	4	5	5	6
E02003331 : Medway 018	5	6	4	6

E02003325 : Medway 012	2	6	3	6
E02000314 : Greenwich 002	3	4	3	6
E02003310 : Thurrock 015	1	9	2	6
E02005057 : Gravesham 003	5	5	2	6
E02003338 : Medway 025	2	5	2	6
E02003343 : Medway 030	14	29	15	5
E02005078 : Maidstone 011	9	13	9	5
E02005073 : Maidstone 006	7	15	7	5
E02005128 : Swale 014	6	12	4	5
E02005160 : Tonbridge and Malling 012	0	1	1	5
E02005131 : Swale 017	2	7	6	4
E02005084 : Maidstone 017	1	5	3	4
E02006929 : Greenwich 036	1	4	1	4
E02005038 : Dartford 011	1	1	1	4
E02006833 : Tonbridge and Malling 014	2	3	0	4
E02000149 : Bromley 023	0	2	0	4
E02000001 : City of London 001	1	1	0	4
E02005042 : Dover 002	0	1	0	4
E02005021 : Canterbury 012	3	5	5	3
E02005081 : Maidstone 014	1	4	4	3
E02005149 : Tonbridge and Malling 001	5	8	2	3
E02004999 : Ashford 004	1	3	1	3
E02005035 : Dartford 008	3	2	1	3
E02000891 : Tower Hamlets 028	2	2	1	3
E02006801 : Lambeth 036	1	1	1	3
E02003345 : Medway 032	1	1	1	3
E02005089 : Sevenoaks 003	1	1	1	3
E02004964 : Three Rivers 009	0	0	1	3
E02005086 : Maidstone 019	0	4	0	3
E02004536 : Epping Forest 010	1	3	0	3
E02000068 : Bexley 004	2	2	0	3
E02005017 : Canterbury 008	0	2	0	3
E02000019 : Barking and Dagenham 018	1	1	0	3
E02005036 : Dartford 009	1	1	0	3
E02005794 : Ryedale 007	0	0	0	3
E02005025 : Canterbury 016	5	6	8	2
E02005151 : Tonbridge and Malling 003	7	7	5	2
E02006259 : Ipswich 015	5	2	4	2
E02005055 : Gravesham 001	3	2	4	2
E02005000 : Ashford 005	2	6	3	2
E02006856 : Canterbury 020	3	5	3	2
E02006575 : Crawley 001	1	2	3	2
E02003324 : Medway 011	3	8	2	2

E02005014 : Canterbury 005	2	8	2	2
E02003351 : Medway 038	2	7	2	2
E02005023 : Canterbury 014	4	6	2	2
E02005030 : Dartford 003	4	6	2	2
E02000875 : Tower Hamlets 012	0	3	2	2
E02005154 : Tonbridge and Malling 006	2	1	2	2
E02000924 : Wandsworth 002	0	0	2	2
E02000144 : Bromley 018	0	0	2	2
E02003316 : Medway 003	0	0	2	2
E02005069 : Maidstone 002	1	7	1	2
E02000083 : Bexley 019	4	4	1	2
E02005093 : Sevenoaks 007	0	2	1	2
E02005077 : Maidstone 010	6	1	1	2
E02004996 : Ashford 001	1	1	1	2
E02005004 : Ashford 009	1	0	1	2
E02005039 : Dartford 012	1	0	1	2
E02003332 : Medway 019	4	6	0	2
E02005060 : Gravesham 006	2	4	0	2
E02003341 : Medway 028	0	4	0	2
E02003323 : Medway 010	2	3	0	2
E02000067 : Bexley 003	1	3	0	2
E02000091 : Bexley 027	2	2	0	2
E02004998 : Ashford 003	0	2	0	2
E02000145 : Bromley 019	1	1	0	2
E02006431 : Tandridge 004	0	1	0	2
E02000824 : Southwark 018	1	0	0	2
E02000746 : Newham 033	0	0	0	2
E02006802 : Southwark 034	0	0	0	2
E02000139 : Bromley 013	0	0	0	2
E02000163 : Bromley 037	0	0	0	2
E02000267 : Ealing 030	0	0	0	2
E02000858 : Sutton 019	0	0	0	2
E02003350 : Medway 037	0	0	0	2
E02004694 : Basingstoke and Deane 020	0	0	0	2
E02004755 : Hart 005	0	0	0	2
E02005007 : Ashford 012	0	0	0	2
E02005032 : Dartford 005	0	0	0	2
E02005048 : Dover 008	0	0	0	2
E02003348 : Medway 035	1	15	7	1
E02005080 : Maidstone 013	4	6	5	1
E02005056 : Gravesham 002	0	9	4	1
E02005079 : Maidstone 012	3	3	4	1
E02003326 : Medway 013	4	4	3	1
E02005001 : Ashford 006	2	0	3	1
E02003313 : Thurrock 018	2	2	2	1

E02003322 : Medway 009	2	2	2	1
E02000568 : Islington 015	0	2	2	1
E02000335 : Greenwich 023	0	1	2	1
E02005027 : Canterbury 018	0	1	2	1
E02000710 : Merton 022	2	0	2	1
E02005018 : Canterbury 009	2	0	2	1
E02000881 : Tower Hamlets 018	0	0	2	1
E02003346 : Medway 033	0	0	2	1
E02000072 : Bexley 008	0	9	1	1
E02006854 : Tower Hamlets 033	2	6	1	1
E02003342 : Medway 029	1	6	1	1
E02005098 : Sevenoaks 012	2	5	1	1
E02003336 : Medway 023	1	5	1	1
E02005072 : Maidstone 005	5	3	1	1
E02005162 : Tunbridge Wells 001	4	3	1	1
E02005083 : Maidstone 016	3	3	1	1
E02004381 : Lewes 003	0	3	1	1
E02005171 : Tunbridge Wells 010	2	2	1	1
E02000065 : Bexley 001	0	1	1	1
E02006578 : Crawley 004	0	1	1	1
E02000655 : Lewisham 003	3	0	1	1
E02003299 : Thurrock 004	1	0	1	1
E02003344 : Medway 031	1	0	1	1
E02003308 : Thurrock 013	0	0	1	1
E02004493 : Chelmsford 009	0	0	1	1
E02000154 : Bromley 028	0	0	1	1
E02005067 : Gravesham 013	0	0	1	1
E02006385 : Reigate and Banstead 011	0	0	1	1
E02005076 : Maidstone 009	4	7	0	1
E02005074 : Maidstone 007	1	3	0	1
E02005158 : Tonbridge and Malling 010	0	3	0	1
E02000808 : Southwark 002	1	2	0	1
E02004997 : Ashford 002	1	2	0	1
E02005064 : Gravesham 010	1	2	0	1
E02000979 : Westminster 020	0	2	0	1
E02000524 : Hillingdon 031	0	2	0	1
E02005005 : Ashford 010	0	2	0	1
E02005028 : Dartford 001	0	2	0	1
E02005095 : Sevenoaks 009	0	2	0	1
E02000316 : Greenwich 004	3	1	0	1
E02005020 : Canterbury 011	2	1	0	1
E02005053 : Dover 013	2	1	0	1
E02005134 : Thanet 003	2	1	0	1
E02000074 : Bexley 010	1	1	0	1
E02000080 : Bexley 016	1	1	0	1

E02000148 : Bromley 022	1	1	0	1
E02005169 : Tunbridge Wells 008	1	1	0	1
E02003291 : Southend-on-Sea 013	0	1	0	1
E02000367 : Hackney 023	0	1	0	1
E02000677 : Lewisham 025	0	1	0	1
E02000972 : Westminster 013	0	1	0	1
E02000339 : Greenwich 027	0	1	0	1
E02000843 : Sutton 004	0	1	0	1
E02003315 : Medway 002	0	1	0	1
E02003318 : Medway 005	0	1	0	1
E02005049 : Dover 009	0	1	0	1
E02005065 : Gravesham 011	0	1	0	1
E02006423 : Surrey Heath 008	0	1	0	1
E02005147 : Thanet 016	3	0	0	1
E02005145 : Thanet 014	2	0	0	1
E02004537 : Epping Forest 011	1	0	0	1
E02000342 : Greenwich 030	1	0	0	1
E02000916 : Waltham Forest 022	1	0	0	1
E02005019 : Canterbury 010	1	0	0	1
E02005047 : Dover 007	1	0	0	1
E02005111 : Shepway 010	1	0	0	1
E02006392 : Reigate and Banstead 018	1	0	0	1
E02005771 : Harrogate 011	0	0	0	1
E02002168 : Wolverhampton 020	0	0	0	1
E02006734 : Worcester 001	0	0	0	1
E02003297 : Thurrock 002	0	0	0	1
E02004438 : Basildon 015	0	0	0	1
E02004597 : Uttlesford 007	0	0	0	1
E02004899 : Hertsmere 004	0	0	0	1
E02005560 : King's Lynn and West Norfolk 010	0	0	0	1
E02005596 : Norwich 013	0	0	0	1
E02000172 : Camden 007	0	0	0	1
E02000184 : Camden 019	0	0	0	1
E02000192 : Camden 027	0	0	0	1
E02000371 : Hackney 027	0	0	0	1
E02000386 : Hammersmith and Fulham 015	0	0	0	1
E02000391 : Hammersmith and Fulham 020	0	0	0	1
E02000409 : Haringey 013	0	0	0	1
E02000563 : Islington 010	0	0	0	1
E02000573 : Islington 020	0	0	0	1
E02000621 : Lambeth 004	0	0	0	1
E02000653 : Lewisham 001	0	0	0	1
E02000658 : Lewisham 006	0	0	0	1

E02000668 : Lewisham 016	0	0	0	1
E02000670 : Lewisham 018	0	0	0	1
E02000683 : Lewisham 031	0	0	0	1
E02000686 : Lewisham 034	0	0	0	1
E02006784 : Lewisham 038	0	0	0	1
E02000821 : Southwark 015	0	0	0	1
E02000823 : Southwark 017	0	0	0	1
E02000835 : Southwark 029	0	0	0	1
E02000868 : Tower Hamlets 005	0	0	0	1
E02000887 : Tower Hamlets 024	0	0	0	1
E02000925 : Wandsworth 003	0	0	0	1
E02000932 : Wandsworth 010	0	0	0	1
E02000982 : Westminster 023	0	0	0	1
E02000002 : Barking and Dagenham 001	0	0	0	1
E02000016 : Barking and Dagenham 015	0	0	0	1
E02000042 : Barnet 019	0	0	0	1
E02000071 : Bexley 007	0	0	0	1
E02000082 : Bexley 018	0	0	0	1
E02000084 : Bexley 020	0	0	0	1
E02000089 : Bexley 025	0	0	0	1
E02000121 : Brent 029	0	0	0	1
E02000146 : Bromley 020	0	0	0	1
E02000198 : Croydon 005	0	0	0	1
E02000222 : Croydon 029	0	0	0	1
E02000249 : Ealing 012	0	0	0	1
E02000279 : Enfield 003	0	0	0	1
E02000303 : Enfield 027	0	0	0	1
E02000331 : Greenwich 019	0	0	0	1
E02000455 : Harrow 023	0	0	0	1
E02000498 : Hillingdon 005	0	0	0	1
E02000697 : Merton 009	0	0	0	1
E02000770 : Redbridge 020	0	0	0	1
E02000805 : Richmond upon Thames 022	0	0	0	1
E02003468 : Milton Keynes 010	0	0	0	1
E02003429 : Windsor and Maidenhead 009	0	0	0	1
E02003655 : Aylesbury Vale 004	0	0	0	1
E02003717 : Wycombe 022	0	0	0	1
E02004417 : Wealden 015	0	0	0	1
E02004681 : Basingstoke and Deane 007	0	0	0	1
E02004683 : Basingstoke and Deane 009	0	0	0	1
E02004761 : Hart 011	0	0	0	1
E02005022 : Canterbury 013	0	0	0	1
E02005046 : Dover 006	0	0	0	1

E02005058 : Gravesham 004	0	0	0	1
E02005087 : Sevenoaks 001	0	0	0	1
E02006832 : Sevenoaks 016	0	0	0	1
E02005102 : Shepway 001	0	0	0	1
E02005133 : Thanet 002	0	0	0	1
E02005159 : Tonbridge and Malling 011	0	0	0	1
E02005959 : South Oxfordshire 002	0	0	0	1
E02006324 : Elmbridge 008	0	0	0	1
E02006365 : Mole Valley 004	0	0	0	1
E02006541 : Adur 008	0	0	0	1
E02006544 : Arun 003	0	0	0	1
E02006583 : Crawley 009	0	0	0	1
E02006607 : Mid Sussex 004	0	0	0	1
E02006619 : Mid Sussex 016	0	0	0	1
E02003080 : North Somerset 016	0	0	0	1
W02000197 : Swansea 030	0	0	0	1
E02000492 : Havering 029	1	1	3	0
E02003319 : Medway 006	0	1	3	0
E02000476 : Havering 013	0	0	3	0
E02003333 : Medway 020	1	5	2	0
E02005085 : Maidstone 018	2	4	2	0
E02003327 : Medway 014	1	2	2	0
E02005034 : Dartford 007	1	1	2	0
E02004038 : Amber Valley 010	0	0	2	0
E02000877 : Tower Hamlets 014	0	0	2	0
E02000217 : Croydon 024	0	0	2	0
E02003432 : Windsor and Maidenhead 012	0	0	2	0
E02005015 : Canterbury 006	0	0	2	0
E02005141 : Thanet 010	0	0	2	0
E02005010 : Canterbury 001	1	5	1	0
E02005026 : Canterbury 017	1	5	1	0
E02000092 : Bexley 028	1	3	1	0
E02005096 : Sevenoaks 010	1	3	1	0
E02003303 : Thurrock 008	0	2	1	0
E02005109 : Shepway 008	0	2	1	0
E02005142 : Thanet 011	0	2	1	0
E02005148 : Thanet 017	0	2	1	0
E02000090 : Bexley 026	6	1	1	0
E02004435 : Basildon 012	1	1	1	0
E02000654 : Lewisham 002	1	1	1	0
E02005100 : Sevenoaks 014	1	1	1	0
E02005156 : Tonbridge and Malling 008	1	1	1	0
E02002125 : Walsall 016	0	1	1	0
E02004471 : Brentwood 008	0	1	1	0

E02004923 : North Hertfordshire 015	0	1	1	0
E02000974 : Westminster 015	0	1	1	0
E02000135 : Bromley 009	0	1	1	0
E02000142 : Bromley 016	0	1	1	0
E02000156 : Bromley 030	0	1	1	0
E02006782 : Bromley 040	0	1	1	0
E02005002 : Ashford 007	0	1	1	0
E02005063 : Gravesham 009	0	1	1	0
E02005112 : Shepway 011	0	1	1	0
E02005114 : Shepway 013	0	1	1	0
E02006579 : Crawley 005	0	1	1	0
E02000309 : Enfield 033	2	0	1	0
E02006931 : Greenwich 038	2	0	1	0
E02000819 : Southwark 013	1	0	1	0
E02000020 : Barking and Dagenham 019	1	0	1	0
E02003321 : Medway 008	1	0	1	0
E02003330 : Medway 017	1	0	1	0
E02005050 : Dover 010	1	0	1	0
E02005165 : Tunbridge Wells 004	1	0	1	0
E02006364 : Mole Valley 003	1	0	1	0
E02004210 : Teignbridge 010	1	0	1	0
E02004326 : County Durham 034	0	0	1	0
E02001516 : Barnsley 008	0	0	1	0
E02002251 : Calderdale 008	0	0	1	0
E02002392 : Leeds 063	0	0	1	0
E02006493 : Rugby 002	0	0	1	0
E02006512 : Stratford-on-Avon 009	0	0	1	0
E02006530 : Warwick 012	0	0	1	0
E02003764 : Huntingdonshire 012	0	0	1	0
E02004469 : Brentwood 006	0	0	1	0
E02004524 : Colchester 019	0	0	1	0
E02004960 : Three Rivers 005	0	0	1	0
E02000395 : Hammersmith and Fulham 024	0	0	1	0
E02000557 : Islington 004	0	0	1	0
E02000559 : Islington 006	0	0	1	0
E02000584 : Kensington and Chelsea 008	0	0	1	0
E02000740 : Newham 027	0	0	1	0
E02000825 : Southwark 019	0	0	1	0
E02000977 : Westminster 018	0	0	1	0
E02000053 : Barnet 030	0	0	1	0
E02000081 : Bexley 017	0	0	1	0
E02000162 : Bromley 036	0	0	1	0
E02000210 : Croydon 017	0	0	1	0

E02000483 : Havering 020	0	0	1	0
E02006792 : Hounslow 029	0	0	1	0
E02000695 : Merton 007	0	0	1	0
E02000763 : Redbridge 013	0	0	1	0
E02000804 : Richmond upon Thames 021	0	0	1	0
E02003358 : Bracknell Forest 007	0	0	1	0
E02003585 : Isle of Wight 005	0	0	1	0
E02004796 : New Forest 018	0	0	1	0
E02005029 : Dartford 002	0	0	1	0
E02005107 : Shepway 006	0	0	1	0
E02005139 : Thanet 008	0	0	1	0
E02005161 : Tonbridge and Malling 013	0	0	1	0
E02005164 : Tunbridge Wells 003	0	0	1	0
E02005167 : Tunbridge Wells 006	0	0	1	0
E02005173 : Tunbridge Wells 012	0	0	1	0
E02006344 : Guildford 001	0	0	1	0
E02006383 : Reigate and Banstead 009	0	0	1	0
E02006420 : Surrey Heath 005	0	0	1	0
E02003933 : Cornwall 003	0	0	1	0
E02006645 : Wiltshire 002	0	0	1	0
W02000290 : Caerphilly 001	0	0	1	0
E02003340 : Medway 027	2	4	0	0
E02005088 : Sevenoaks 002	0	4	0	0
E02000140 : Bromley 014	3	3	0	0
E02005135 : Thanet 004	1	3	0	0
E02000889 : Tower Hamlets 026	0	3	0	0
E02000021 : Barking and Dagenham 020	3	2	0	0
E02000193 : Camden 028	1	2	0	0
E02000575 : Islington 022	1	2	0	0
E02000631 : Lambeth 014	1	2	0	0
E02003377 : West Berkshire 011	1	2	0	0
E02005013 : Canterbury 004	1	2	0	0
E02006855 : Canterbury 019	1	2	0	0
E02005052 : Dover 012	1	2	0	0
E02005172 : Tunbridge Wells 011	1	2	0	0
E02002889 : Nottingham 022	0	2	0	0
E02005336 : Blaby 004	0	2	0	0
E02000630 : Lambeth 013	0	2	0	0
E02000814 : Southwark 008	0	2	0	0
E02000865 : Tower Hamlets 002	0	2	0	0
E02000876 : Tower Hamlets 013	0	2	0	0
E02000220 : Croydon 027	0	2	0	0
E02000324 : Greenwich 012	0	2	0	0
E02000341 : Greenwich 029	0	2	0	0

E02000912 : Waltham Forest 018	0	2	0	0
E02003334 : Medway 021	0	2	0	0
E02005011 : Canterbury 002	0	2	0	0
E02005012 : Canterbury 003	0	2	0	0
E02005103 : Shepway 002	0	2	0	0
E02006396 : Runnymede 004	0	2	0	0
E02000725 : Newham 012	2	1	0	0
E02003427 : Windsor and Maidenhead 007	2	1	0	0
E02003280 : Southend-on-Sea 002	1	1	0	0
E02000657 : Lewisham 005	1	1	0	0
E02006927 : Greenwich 034	1	1	0	0
E02000614 : Kingston upon Thames 017	1	1	0	0
E02000850 : Sutton 011	1	1	0	0
E02005099 : Sevenoaks 013	1	1	0	0
E02003993 : Carlisle 007	0	1	0	0
E02001033 : Bury 015	0	1	0	0
E02001164 : Salford 008	0	1	0	0
E02001186 : Salford 030	0	1	0	0
E02001262 : Trafford 004	0	1	0	0
E02002732 : North East Lincolnshire 007	0	1	0	0
E02002753 : North Lincolnshire 005	0	1	0	0
E02001543 : Doncaster 005	0	1	0	0
E02005362 : Charnwood 018	0	1	0	0
E02005683 : South Northamptonshire 003	0	1	0	0
E02005828 : Ashfield 010	0	1	0	0
E02006008 : Shropshire 025	0	1	0	0
E02006041 : Shropshire 030	0	1	0	0
E02002065 : Sandwell 023	0	1	0	0
E02003608 : Central Bedfordshire 010	0	1	0	0
E02003296 : Thurrock 001	0	1	0	0
E02003760 : Huntingdonshire 008	0	1	0	0
E02003763 : Huntingdonshire 011	0	1	0	0
E02003778 : South Cambridgeshire 004	0	1	0	0
E02004437 : Basildon 014	0	1	0	0
E02004494 : Chelmsford 010	0	1	0	0
E02004502 : Chelmsford 018	0	1	0	0
E02004505 : Chelmsford 021	0	1	0	0
E02004514 : Colchester 009	0	1	0	0
E02004535 : Epping Forest 009	0	1	0	0
E02004868 : Dacorum 013	0	1	0	0
E02004895 : East Hertfordshire 018	0	1	0	0

E02004986 : Welwyn Hatfield 007	0	1	0	0
E02000372 : Hammersmith and Fulham 001	0	1	0	0
E02000574 : Islington 021	0	1	0	0
E02000579 : Kensington and Chelsea 003	0	1	0	0
E02000619 : Lambeth 002	0	1	0	0
E02000638 : Lambeth 021	0	1	0	0
E02000659 : Lewisham 007	0	1	0	0
E02000661 : Lewisham 009	0	1	0	0
E02000663 : Lewisham 011	0	1	0	0
E02000675 : Lewisham 023	0	1	0	0
E02000747 : Newham 034	0	1	0	0
E02000750 : Newham 037	0	1	0	0
E02000809 : Southwark 003	0	1	0	0
E02000816 : Southwark 010	0	1	0	0
E02000822 : Southwark 016	0	1	0	0
E02000827 : Southwark 021	0	1	0	0
E02000829 : Southwark 023	0	1	0	0
E02000949 : Wandsworth 027	0	1	0	0
E02000978 : Westminster 019	0	1	0	0
E02000022 : Barking and Dagenham 021	0	1	0	0
E02000044 : Barnet 021	0	1	0	0
E02000070 : Bexley 006	0	1	0	0
E02000079 : Bexley 015	0	1	0	0
E02000087 : Bexley 023	0	1	0	0
E02000109 : Brent 017	0	1	0	0
E02000127 : Bromley 001	0	1	0	0
E02000130 : Bromley 004	0	1	0	0
E02000134 : Bromley 008	0	1	0	0
E02000150 : Bromley 024	0	1	0	0
E02000203 : Croydon 010	0	1	0	0
E02000223 : Croydon 030	0	1	0	0
E02000315 : Greenwich 003	0	1	0	0
E02000318 : Greenwich 006	0	1	0	0
E02000327 : Greenwich 015	0	1	0	0
E02006796 : Hillingdon 033	0	1	0	0
E02000528 : Hounslow 003	0	1	0	0
E02000532 : Hounslow 007	0	1	0	0
E02000534 : Hounslow 009	0	1	0	0
E02000546 : Hounslow 021	0	1	0	0
E02000755 : Redbridge 005	0	1	0	0
E02006925 : Redbridge 036	0	1	0	0
E02000788 : Richmond upon Thames 005	0	1	0	0
E02000806 : Richmond upon Thames 023	0	1	0	0

E02000861 : Sutton 022	0	1	0	0
E02000922 : Waltham Forest 028	0	1	0	0
E02003517 : Brighton and Hove 027	0	1	0	0
E02003347 : Medway 034	0	1	0	0
E02003530 : Portsmouth 007	0	1	0	0
E02003547 : Portsmouth 024	0	1	0	0
E02003425 : Windsor and Maidenhead 005	0	1	0	0
E02004366 : Eastbourne 011	0	1	0	0
E02004388 : Lewes 010	0	1	0	0
E02004753 : Hart 003	0	1	0	0
E02004816 : Test Valley 003	0	1	0	0
E02004830 : Winchester 002	0	1	0	0
E02005037 : Dartford 010	0	1	0	0
E02005051 : Dover 011	0	1	0	0
E02005059 : Gravesham 005	0	1	0	0
E02005061 : Gravesham 007	0	1	0	0
E02005091 : Sevenoaks 005	0	1	0	0
E02005094 : Sevenoaks 008	0	1	0	0
E02005144 : Thanet 013	0	1	0	0
E02005166 : Tunbridge Wells 005	0	1	0	0
E02005174 : Tunbridge Wells 013	0	1	0	0
E02005175 : Tunbridge Wells 014	0	1	0	0
E02005969 : South Oxfordshire 012	0	1	0	0
E02006329 : Elmbridge 013	0	1	0	0
E02006366 : Mole Valley 005	0	1	0	0
E02006434 : Tandridge 007	0	1	0	0
E02006436 : Tandridge 009	0	1	0	0
E02006588 : Horsham 001	0	1	0	0
E02006589 : Horsham 002	0	1	0	0
E02006605 : Mid Sussex 002	0	1	0	0
E02006626 : Worthing 006	0	1	0	0
E02003233 : Swindon 022	0	1	0	0
E02004211 : Teignbridge 011	0	1	0	0
W02000208 : Neath Port Talbot 010	0	1	0	0
W02000250 : The Vale of Glamorgan 014	0	1	0	0
E02000620 : Lambeth 003	3	0	0	0
E02000817 : Southwark 011	2	0	0	0
E02000491 : Havering 028	2	0	0	0
E02000904 : Waltham Forest 010	2	0	0	0
E02002582 : Halton 009	1	0	0	0
E02001025 : Bury 007	1	0	0	0
E02005641 : Kettering 003	1	0	0	0
E02001996 : Coventry 039	1	0	0	0

E02006709 : Bromsgrove 014	1	0	0	0
E02004433 : Basildon 010	1	0	0	0
E02004538 : Epping Forest 012	1	0	0	0
E02004594 : Uttlesford 004	1	0	0	0
E02004893 : East Hertfordshire 016	1	0	0	0
E02004993 : Welwyn Hatfield 014	1	0	0	0
E02005507 : Breckland 005	1	0	0	0
E02000388 : Hammersmith and Fulham 017	1	0	0	0
E02000595 : Kensington and Chelsea 019	1	0	0	0
E02000672 : Lewisham 020	1	0	0	0
E02000687 : Lewisham 035	1	0	0	0
E02000023 : Barking and Dagenham 022	1	0	0	0
E02000132 : Bromley 006	1	0	0	0
E02000212 : Croydon 019	1	0	0	0
E02000213 : Croydon 020	1	0	0	0
E02000290 : Enfield 014	1	0	0	0
E02000470 : Havering 007	1	0	0	0
E02000615 : Kingston upon Thames 018	1	0	0	0
E02000706 : Merton 018	1	0	0	0
E02000773 : Redbridge 023	1	0	0	0
E02000802 : Richmond upon Thames 019	1	0	0	0
E02003360 : Bracknell Forest 009	1	0	0	0
E02003349 : Medway 036	1	0	0	0
E02003399 : Reading 011	1	0	0	0
E02003714 : Wycombe 019	1	0	0	0
E02004395 : Rother 004	1	0	0	0
E02004419 : Wealden 017	1	0	0	0
E02004742 : Gosport 002	1	0	0	0
E02004788 : New Forest 010	1	0	0	0
E02004790 : New Forest 012	1	0	0	0
E02005006 : Ashford 011	1	0	0	0
E02005040 : Dartford 013	1	0	0	0
E02005110 : Shepway 009	1	0	0	0
E02006879 : Shepway 014	1	0	0	0
E02005168 : Tunbridge Wells 007	1	0	0	0
E02006435 : Tandridge 008	1	0	0	0
E02006438 : Tandridge 011	1	0	0	0
E02006459 : Woking 004	1	0	0	0
E02006630 : Worthing 010	1	0	0	0
E02006643 : Wiltshire 041	1	0	0	0
E02004135 : East Devon 007	1	0	0	0

In order to protect against disclosure of personal information, records have been swapped between

different geographic areas. Some counts will be affected, particularly small counts at the lowest geographies.

WU03EW - Location of usual residence and place of work by method of travel to work (MSO

ONS Crown Copyright Reserved [from Nomis on 19 December 2016]

population	All usual residents aged 16 and over in employm
units	Persons
date	2011
method of travel to work	Driving a car or van

	usual residence					
place of work : 2011 super output area - middle layer	**E02005121 : Swale 007**	**E02005123 : Swale 009**	**E02005124 : Swale 010**	**E02005126 : Swale 012**	**E02005127 : Swale 013**	**E02005130 : Swale 016**
E02005124 : Swale 010	480	386	226	269	348	178
E02005130 : Swale 016	45	41	29	38	58	161
E02005129 : Swale 015	40	37	28	31	41	141
E02005127 : Swale 013	196	212	107	150	245	114
E02005123 : Swale 009	187	192	75	109	88	54
E02005128 : Swale 014	11	20	13	8	11	54
E02005025 : Canterbury 016	24	14	9	19	20	53
E02005125 : Swale 011	111	88	50	76	85	50
E02006856 : Canterbury 020	12	21	14	11	22	48
E02005131 : Swale 017	9	5	9	6	7	44
E02005021 : Canterbury 012	6	2	3	3	6	39
E02005071 : Maidstone 004	97	112	28	45	86	38
E02005078 : Maidstone 011	29	35	16	12	28	33
E02005000 : Ashford 005	17	19	8	17	13	32
E02005121 : Swale 007	188	123	78	84	89	28
E02005116 : Swale 002	84	39	39	40	39	27
E02005155 : Tonbridge and Malling 007	37	37	17	11	12	27
E02005126 : Swale 012	99	65	33	69	102	26
E02003317 : Medway 004	54	39	9	25	18	22
E02004997 : Ashford 002	1	2	3	4	3	22
E02003343 : Medway 030	67	56	24	25	43	21
E02005082 : Maidstone 015	93	58	15	20	33	21
E02005023 : Canterbury 014	10	15	3	11	8	21
E02005068 : Maidstone 001	47	37	13	11	19	20
E02005014 : Canterbury 005	10	9	8	9	13	19
E02003320 : Medway 007	64	55	20	26	50	18
E02004999 : Ashford	10	9	2	7	6	18

004						
E02005119 : Swale 005	47	30	26	33	36	17
E02005115 : Swale 001	43	21	26	7	25	17
E02005120 : Swale 006	76	40	33	28	37	16
E02006855 : Canterbury 019	5	3	1	3	2	15
E02005122 : Swale 008	50	55	28	37	31	14
E02005153 : Tonbridge and Malling 005	83	52	26	39	29	13
E02005073 : Maidstone 006	27	12	9	3	16	13
E02003329 : Medway 016	50	38	11	19	39	12
E02003328 : Medway 015	53	48	12	30	32	12
E02005004 : Ashford 009	5	3	1	1	1	12
E02005017 : Canterbury 008	2	6	3	2	4	11
E02005033 : Dartford 006	36	38	11	13	13	10
E02005001 : Ashford 006	10	8	4	2	7	10
E02005076 : Maidstone 009	13	11	4	2	6	10
E02004996 : Ashford 001	4	7	2	2	2	10
E02005026 : Canterbury 017	4	3	2	3	4	9
E02005018 : Canterbury 009	11	10	6	4	13	8
E02003339 : Medway 026	39	27	9	12	11	8
E02005072 : Maidstone 005	13	11	5	9	4	8
E02005005 : Ashford 010	4	3	0	3	3	8
E02005075 : Maidstone 008	23	22	11	11	15	7
E02005151 : Tonbridge and Malling 003	18	12	7	10	10	7
E02005084 : Maidstone 017	5	10	3	10	7	7
E02003324 : Medway 011	17	10	4	6	7	7
E02005107 : Shepway 006	1	2	1	1	4	7
E02005079 : Maidstone 012	9	8	3	2	11	6
E02005149 : Tonbridge and Malling 001	16	13	7	10	10	6
E02003314 : Medway 001	18	11	8	9	10	6
E02005010 : Canterbury 001	5	2	5	6	8	6
E02006259 : Ipswich 015	31	15	6	7	6	6
E02005022 : Canterbury 013	6	2	1	3	4	6

E02005019 : Canterbury 010	2	1	0	0	4	6
E02005042 : Dover 002	5	3	2	4	3	6
E02003345 : Medway 032	2	3	1	2	3	6
E02005020 : Canterbury 011	1	8	2	1	2	6
E02005118 : Swale 004	28	23	16	11	14	5
E02005150 : Tonbridge and Malling 002	27	20	6	8	12	5
E02005056 : Gravesham 002	16	14	2	5	9	5
E02003342 : Medway 029	7	10	2	4	8	5
E02005154 : Tonbridge and Malling 006	6	12	7	5	6	5
E02003351 : Medway 038	12	9	1	5	5	5
E02003340 : Medway 027	14	4	5	3	4	5
E02003331 : Medway 018	11	15	5	2	2	5
E02005046 : Dover 006	1	1	2	2	2	5
E02005015 : Canterbury 006	3	2	2	3	1	5
E02005013 : Canterbury 004	2	1	2	0	0	5
E02005052 : Dover 012	1	2	1	0	0	5
E02003348 : Medway 035	18	28	4	4	11	4
E02005028 : Dartford 001	17	2	2	4	8	4
E02005070 : Maidstone 003	21	18	8	7	7	4
E02005077 : Maidstone 010	11	3	8	12	6	4
E02005080 : Maidstone 013	6	4	2	6	5	4
E02003337 : Medway 024	23	10	7	3	5	4
E02005027 : Canterbury 018	4	1	1	1	5	4
E02003327 : Medway 014	6	9	0	3	3	4
E02003322 : Medway 009	3	9	3	5	2	4
E02005053 : Dover 013	2	3	1	1	2	4
E02005134 : Thanet 003	1	1	0	0	1	4
E02006879 : Shepway 014	1	0	1	1	0	4
E02006801 : Lambeth 036	7	4	0	0	0	4
E02005007 : Ashford 012	2	2	0	0	0	4
E02005110 : Shepway 009	2	2	0	0	0	4
E02003338 : Medway 025	28	15	4	12	17	3

E02005117 : Swale 003	11	7	2	2	8	3
E02003325 : Medway 012	14	9	7	9	6	3
E02005085 : Maidstone 018	8	7	1	4	6	3
E02000079 : Bexley 015	6	8	0	1	6	3
E02003349 : Medway 036	6	6	0	0	6	3
E02000314 : Greenwich 002	6	7	2	1	5	3
E02003326 : Medway 013	9	10	1	3	4	3
E02005169 : Tunbridge Wells 008	6	5	0	3	4	3
E02003316 : Medway 003	6	3	3	2	4	3
E02003330 : Medway 017	4	1	1	1	3	3
E02000808 : Southwark 002	3	0	1	1	3	3
E02005162 : Tunbridge Wells 001	11	7	2	11	2	3
E02005060 : Gravesham 006	15	7	1	3	2	3
E02000850 : Sutton 011	1	0	0	1	2	3
E02005066 : Gravesham 012	1	3	0	2	1	3
E02000154 : Bromley 028	2	2	1	0	1	3
E02005011 : Canterbury 002	0	1	1	0	1	3
E02000149 : Bromley 023	3	2	0	0	1	3
E02005147 : Thanet 016	0	1	0	2	0	3
E02006880 : Shepway 015	2	2	0	1	0	3
E02005008 : Ashford 013	1	0	0	0	0	3
E02004407 : Wealden 005	0	0	0	0	0	3
E02005146 : Thanet 015	0	0	0	0	0	3
E02005098 : Sevenoaks 012	4	6	1	5	5	2
E02006833 : Tonbridge and Malling 014	8	4	9	3	5	2
E02005030 : Dartford 003	11	7	2	2	5	2
E02005109 : Shepway 008	0	2	0	1	5	2
E02000316 : Greenwich 004	6	5	3	4	4	2
E02003333 : Medway 020	4	3	2	3	4	2
E02005156 : Tonbridge and Malling 008	3	4	2	2	4	2
E02005002 : Ashford 007	2	2	0	3	3	2
E02003321 : Medway 008	5	4	1	2	3	2

E02004471 : Brentwood 008	4	2	1	1	3	2
E02005012 : Canterbury 003	2	0	1	0	3	2
E02000083 : Bexley 019	8	2	3	3	2	2
E02000144 : Bromley 018	10	4	0	1	2	2
E02005074 : Maidstone 007	7	6	2	0	2	2
E02005006 : Ashford 011	1	1	2	0	2	2
E02003323 : Medway 010	5	2	0	0	2	2
E02003319 : Medway 006	10	5	4	4	1	2
E02000977 : Westminster 018	2	4	0	1	1	2
E02004976 : Watford 009	1	1	0	1	1	2
E02005094 : Sevenoaks 008	0	5	2	0	1	2
E02000020 : Barking and Dagenham 019	1	0	2	0	1	2
E02000016 : Barking and Dagenham 015	2	0	1	0	1	2
E02004998 : Ashford 003	4	2	0	0	1	2
E02005106 : Shepway 005	0	0	0	0	1	2
E02000092 : Bexley 028	10	6	0	2	0	2
E02005086 : Maidstone 019	1	0	0	2	0	2
E02000081 : Bexley 017	4	2	0	1	0	2
E02000891 : Tower Hamlets 028	6	1	0	1	0	2
E02000142 : Bromley 016	0	1	0	1	0	2
E02005051 : Dover 011	2	0	0	1	0	2
E02005003 : Ashford 008	1	1	1	0	0	2
E02006361 : Guildford 018	1	1	0	0	0	2
E02000750 : Newham 037	0	1	0	0	0	2
E02005167 : Tunbridge Wells 006	0	1	0	0	0	2
E02006736 : Worcester 003	1	0	0	0	0	2
E02003408 : Slough 002	1	0	0	0	0	2
E02006798 : Lewisham 039	0	0	0	0	0	2
E02000485 : Havering 022	0	0	0	0	0	2
E02003422 : Windsor and Maidenhead 002	0	0	0	0	0	2
E02003454 : Wokingham 016	0	0	0	0	0	2
E02003695 : South Bucks 008	0	0	0	0	0	2

E02005105 : Shepway 004	0	0	0	0	0	2
E02005140 : Thanet 009	0	0	0	0	0	2
E02003336 : Medway 023	7	4	4	2	15	1
E02006854 : Tower Hamlets 033	8	7	0	1	9	1
E02005083 : Maidstone 016	6	7	4	4	8	1
E02005093 : Sevenoaks 007	2	1	2	1	5	1
E02000979 : Westminster 020	5	2	1	1	5	1
E02005057 : Gravesham 003	11	6	1	5	4	1
E02000001 : City of London 001	9	4	1	3	4	1
E02005160 : Tonbridge and Malling 012	6	11	1	2	4	1
E02005034 : Dartford 007	0	0	1	0	4	1
E02000575 : Islington 022	2	1	1	2	3	1
E02005036 : Dartford 009	5	5	2	1	3	1
E02004437 : Basildon 014	3	2	1	0	3	1
E02005097 : Sevenoaks 011	1	1	0	0	3	1
E02003332 : Medway 019	8	9	1	8	2	1
E02003310 : Thurrock 015	10	15	6	7	2	1
E02005055 : Gravesham 001	8	8	1	5	2	1
E02003315 : Medway 002	3	5	1	2	2	1
E02000068 : Bexley 004	5	4	1	2	2	1
E02005174 : Tunbridge Wells 013	0	2	1	1	2	1
E02005091 : Sevenoaks 005	3	3	0	1	2	1
E02005038 : Dartford 011	2	1	2	0	2	1
E02006853 : Tower Hamlets 032	2	5	1	0	2	1
E02000217 : Croydon 024	2	1	1	0	2	1
E02005144 : Thanet 013	0	1	0	0	2	1
E02005032 : Dartford 005	4	0	0	0	2	1
E02000889 : Tower Hamlets 026	1	0	0	0	2	1
E02003346 : Medway 033	4	9	0	4	1	1
E02000065 : Bexley 001	2	3	0	3	1	1
E02005081 : Maidstone 014	2	5	1	2	1	1
E02005040 : Dartford	6	0	0	1	1	1

013						
E02000090 : Bexley 026	4	2	2	0	1	1
E02005145 : Thanet 014	4	2	1	0	1	1
E02005037 : Dartford 010	1	4	0	0	1	1
E02003350 : Medway 037	5	2	0	0	1	1
E02000339 : Greenwich 027	0	2	0	0	1	1
E02006463 : Woking 008	0	2	0	0	1	1
E02004494 : Chelmsford 010	3	1	0	0	1	1
E02005170 : Tunbridge Wells 009	1	1	0	0	1	1
E02004808 : Rushmoor 007	0	1	0	0	1	1
E02005158 : Tonbridge and Malling 010	0	1	0	0	1	1
E02006392 : Reigate and Banstead 018	0	1	0	0	1	1
E02000970 : Westminster 011	2	0	0	0	1	1
E02006389 : Reigate and Banstead 015	2	0	0	0	1	1
E02000023 : Barking and Dagenham 022	1	0	0	0	1	1
E02003311 : Thurrock 016	0	0	0	0	1	1
E02000235 : Croydon 042	0	0	0	0	1	1
E02000856 : Sutton 017	0	0	0	0	1	1
E02005114 : Shepway 013	3	1	0	3	0	1
E02000021 : Barking and Dagenham 020	2	3	2	2	0	1
E02005089 : Sevenoaks 003	3	0	2	2	0	1
E02005630 : East Northamptonshire 002	0	0	2	2	0	1
E02000972 : Westminster 013	3	1	1	2	0	1
E02000091 : Bexley 027	3	2	0	2	0	1
E02000072 : Bexley 008	2	9	1	1	0	1
E02005063 : Gravesham 009	1	2	0	1	0	1
E02000476 : Havering 013	1	1	0	1	0	1
E02005141 : Thanet 010	0	1	0	1	0	1
E02006381 : Reigate and Banstead 007	0	1	0	1	0	1
E02000066 : Bexley 002	1	0	0	1	0	1
E02000621 : Lambeth 004	0	0	0	1	0	1
E02000252 : Ealing 015	0	0	0	1	0	1
E02005164 : Tunbridge Wells 003	0	0	0	1	0	1

E02000631 : Lambeth 014	2	0	3	0	0	1
E02005050 : Dover 010	2	1	2	0	0	1
E02005065 : Gravesham 011	2	0	2	0	0	1
E02005061 : Gravesham 007	1	2	1	0	0	1
E02000134 : Bromley 008	0	2	1	0	0	1
E02004845 : Broxbourne 003	1	1	1	0	0	1
E02000659 : Lewisham 007	1	1	1	0	0	1
E02000342 : Greenwich 030	3	0	1	0	0	1
E02000455 : Harrow 023	0	0	1	0	0	1
E02005112 : Shepway 011	0	0	1	0	0	1
E02003233 : Swindon 022	0	0	1	0	0	1
E02000814 : Southwark 008	0	5	0	0	0	1
E02005142 : Thanet 011	3	4	0	0	0	1
E02003335 : Medway 022	0	4	0	0	0	1
E02000809 : Southwark 003	7	3	0	0	0	1
E02000071 : Bexley 007	2	1	0	0	0	1
E02000628 : Lambeth 011	1	1	0	0	0	1
E02000824 : Southwark 018	1	1	0	0	0	1
E02000492 : Havering 029	1	1	0	0	0	1
E02000710 : Merton 022	1	1	0	0	0	1
E02004993 : Welwyn Hatfield 014	0	1	0	0	0	1
E02000661 : Lewisham 009	0	1	0	0	0	1
E02006785 : Bexley 029	0	1	0	0	0	1
E02000756 : Redbridge 006	0	1	0	0	0	1
E02004492 : Chelmsford 008	2	0	0	0	0	1
E02000873 : Tower Hamlets 010	2	0	0	0	0	1
E02005090 : Sevenoaks 004	2	0	0	0	0	1
E02002874 : Nottingham 007	1	0	0	0	0	1
E02004534 : Epping Forest 008	1	0	0	0	0	1
E02000640 : Lambeth 023	1	0	0	0	0	1
E02000163 : Bromley 037	1	0	0	0	0	1
E02003318 : Medway 005	1	0	0	0	0	1

E02006334 : Elmbridge 018	1	0	0	0	0	1
E02006400 : Runnymede 008	1	0	0	0	0	1
E02000987 : Bolton 004	0	0	0	0	0	1
E02001014 : Bolton 031	0	0	0	0	0	1
E02001605 : Rotherham 028	0	0	0	0	0	1
E02002399 : Leeds 070	0	0	0	0	0	1
E02005342 : Blaby 010	0	0	0	0	0	1
E02005427 : East Lindsey 004	0	0	0	0	0	1
E02005862 : Broxtowe 013	0	0	0	0	0	1
E02005894 : Newark and Sherwood 002	0	0	0	0	0	1
E02002966 : Stoke-on-Trent 016	0	0	0	0	0	1
E02002970 : Stoke-on-Trent 020	0	0	0	0	0	1
E02002097 : Solihull 017	0	0	0	0	0	1
E02006744 : Worcester 011	0	0	0	0	0	1
E02003630 : Bedford 015	0	0	0	0	0	1
E02003304 : Thurrock 009	0	0	0	0	0	1
E02004503 : Chelmsford 019	0	0	0	0	0	1
E02000366 : Hackney 022	0	0	0	0	0	1
E02000384 : Hammersmith and Fulham 013	0	0	0	0	0	1
E02000566 : Islington 013	0	0	0	0	0	1
E02000687 : Lewisham 035	0	0	0	0	0	1
E02000825 : Southwark 019	0	0	0	0	0	1
E02000011 : Barking and Dagenham 010	0	0	0	0	0	1
E02000049 : Barnet 026	0	0	0	0	0	1
E02000113 : Brent 021	0	0	0	0	0	1
E02000226 : Croydon 033	0	0	0	0	0	1
E02000264 : Ealing 027	0	0	0	0	0	1
E02000294 : Enfield 018	0	0	0	0	0	1
E02000496 : Hillingdon 003	0	0	0	0	0	1
E02000524 : Hillingdon 031	0	0	0	0	0	1
E02000713 : Merton 025	0	0	0	0	0	1
E02000764 : Redbridge 014	0	0	0	0	0	1
E02000784 : Richmond	0	0	0	0	0	1

upon Thames 001						
E02000791 : Richmond upon Thames 008	0	0	0	0	0	1
E02000798 : Richmond upon Thames 015	0	0	0	0	0	1
E02000805 : Richmond upon Thames 022	0	0	0	0	0	1
E02000860 : Sutton 021	0	0	0	0	0	1
E02003353 : Bracknell Forest 002	0	0	0	0	0	1
E02003430 : Windsor and Maidenhead 010	0	0	0	0	0	1
E02003444 : Wokingham 006	0	0	0	0	0	1
E02004404 : Wealden 002	0	0	0	0	0	1
E02004756 : Hart 006	0	0	0	0	0	1
E02004816 : Test Valley 003	0	0	0	0	0	1
E02005043 : Dover 003	0	0	0	0	0	1
E02005133 : Thanet 002	0	0	0	0	0	1
E02005166 : Tunbridge Wells 005	0	0	0	0	0	1
E02005949 : Oxford 010	0	0	0	0	0	1
E02006324 : Elmbridge 008	0	0	0	0	0	1
E02006345 : Guildford 002	0	0	0	0	0	1
E02006445 : Waverley 007	0	0	0	0	0	1
E02006545 : Arun 004	0	0	0	0	0	1
E02003941 : Cornwall 014	0	0	0	0	0	1
E02003126 : Plymouth 005	0	0	0	0	0	1
E02003205 : Poole 012	0	0	0	0	0	1
E02006690 : Wiltshire 039	0	0	0	0	0	1
E02004152 : Exeter 004	0	0	0	0	0	1
E02004186 : North Devon 012	0	0	0	0	0	1
W02000208 : Neath Port Talbot 010	0	0	0	0	0	1
E02005069 : Maidstone 002	10	14	4	5	8	0
E02005099 : Sevenoaks 013	6	3	1	2	4	0
E02005161 : Tonbridge and Malling 013	2	0	1	0	4	0
E02000664 : Lewisham 012	1	2	0	0	4	0
E02006575 : Crawley 001	5	4	1	3	3	0
E02005029 : Dartford 002	5	3	0	1	3	0
E02005064 : Gravesham 010	3	2	0	0	3	0

E02000470 : Havering 007	1	2	0	0	3	0
E02006438 : Tandridge 011	0	1	0	0	3	0
E02005035 : Dartford 008	11	8	2	4	2	0
E02003344 : Medway 031	6	3	1	2	2	0
E02006929 : Greenwich 036	6	0	0	2	2	0
E02003313 : Thurrock 018	4	3	0	1	2	0
E02000327 : Greenwich 015	2	3	0	1	2	0
E02000340 : Greenwich 028	0	2	0	1	2	0
E02005102 : Shepway 001	0	1	0	1	2	0
E02005175 : Tunbridge Wells 014	3	0	0	1	2	0
E02005104 : Shepway 003	0	2	1	0	2	0
E02004855 : Broxbourne 013	1	3	0	0	2	0
E02005159 : Tonbridge and Malling 011	2	1	0	0	2	0
E02006384 : Reigate and Banstead 010	0	1	0	0	2	0
E02005254 : Preston 002	0	0	0	0	2	0
E02002732 : North East Lincolnshire 007	0	0	0	0	2	0
E02002442 : Wakefield 005	0	0	0	0	2	0
E02003308 : Thurrock 013	0	0	0	0	2	0
E02000332 : Greenwich 020	0	0	0	0	2	0
E02000854 : Sutton 015	0	0	0	0	2	0
E02003423 : Windsor and Maidenhead 003	0	0	0	0	2	0
E02006386 : Reigate and Banstead 012	2	0	0	3	1	0
E02006578 : Crawley 004	3	1	2	2	1	0
E02006579 : Crawley 005	0	3	0	2	1	0
E02000140 : Bromley 014	2	1	2	1	1	0
E02006931 : Greenwich 038	3	1	1	1	1	0
E02003341 : Medway 028	0	1	1	1	1	0
E02005041 : Dover 001	4	0	1	1	1	0
E02000875 : Tower Hamlets 012	3	0	1	1	1	0
E02003312 : Thurrock 017	0	0	1	1	1	0
E02006832 : Sevenoaks 016	2	3	0	1	1	0

E02000559 : Islington 006	0	3	0	1	1	0
E02005095 : Sevenoaks 009	2	1	0	1	1	0
E02000576 : Islington 023	1	1	0	1	1	0
E02004537 : Epping Forest 011	0	1	0	1	1	0
E02004411 : Wealden 009	0	1	0	1	1	0
E02005132 : Thanet 001	0	1	0	1	1	0
E02006802 : Southwark 034	1	0	0	1	1	0
E02005135 : Thanet 004	1	0	0	1	1	0
E02006332 : Elmbridge 016	1	0	0	1	1	0
E02003334 : Medway 021	0	0	4	0	1	0
E02003299 : Thurrock 004	0	0	2	0	1	0
E02006604 : Mid Sussex 001	0	0	2	0	1	0
E02000193 : Camden 028	1	2	1	0	1	0
E02000145 : Bromley 019	1	2	1	0	1	0
E02004433 : Basildon 010	0	1	1	0	1	0
E02000411 : Haringey 015	0	1	1	0	1	0
E02000677 : Lewisham 025	0	2	0	0	1	0
E02002251 : Calderdale 008	4	1	0	0	1	0
E02006364 : Mole Valley 003	4	1	0	0	1	0
E02000319 : Greenwich 007	3	1	0	0	1	0
E02006380 : Reigate and Banstead 006	2	1	0	0	1	0
E02000645 : Lambeth 028	1	1	0	0	1	0
E02000317 : Greenwich 005	1	1	0	0	1	0
E02003992 : Carlisle 006	0	1	0	0	1	0
E02005376 : Harborough 010	0	1	0	0	1	0
E02004430 : Basildon 007	0	1	0	0	1	0
E02004438 : Basildon 015	0	1	0	0	1	0
E02000421 : Haringey 025	0	1	0	0	1	0
E02000682 : Lewisham 030	0	1	0	0	1	0
E02000887 : Tower Hamlets 024	0	1	0	0	1	0
E02000534 : Hounslow 009	0	1	0	0	1	0

E02006925 : Redbridge 036	0	1	0	0	1	0
E02003536 : Portsmouth 013	0	1	0	0	1	0
E02005136 : Thanet 005	0	1	0	0	1	0
E02000602 : Kingston upon Thames 005	4	0	0	0	1	0
E02003296 : Thurrock 001	2	0	0	0	1	0
E02000074 : Bexley 010	2	0	0	0	1	0
E02003276 : Luton 019	1	0	0	0	1	0
E02004986 : Welwyn Hatfield 007	1	0	0	0	1	0
E02000184 : Camden 019	1	0	0	0	1	0
E02000132 : Bromley 006	1	0	0	0	1	0
E02000162 : Bromley 036	1	0	0	0	1	0
E02000847 : Sutton 008	1	0	0	0	1	0
E02000852 : Sutton 013	1	0	0	0	1	0
E02005163 : Tunbridge Wells 002	1	0	0	0	1	0
E02005173 : Tunbridge Wells 012	1	0	0	0	1	0
E02001752 : North Tyneside 015	0	0	0	0	1	0
E02001074 : Manchester 030	0	0	0	0	1	0
E02002722 : East Riding of Yorkshire 039	0	0	0	0	1	0
E02002681 : Kingston upon Hull 030	0	0	0	0	1	0
E02005745 : Craven 004	0	0	0	0	1	0
E02005764 : Harrogate 004	0	0	0	0	1	0
E02005794 : Ryedale 007	0	0	0	0	1	0
E02002255 : Calderdale 012	0	0	0	0	1	0
E02002420 : Leeds 091	0	0	0	0	1	0
E02005649 : Kettering 011	0	0	0	0	1	0
E02005666 : Northampton 017	0	0	0	0	1	0
E02006492 : Rugby 001	0	0	0	0	1	0
E02001874 : Birmingham 048	0	0	0	0	1	0
E02002068 : Sandwell 026	0	0	0	0	1	0
E02004498 : Chelmsford 014	0	0	0	0	1	0
E02004592 : Uttlesford 002	0	0	0	0	1	0
E02004942 : St Albans 019	0	0	0	0	1	0
E02005544 : Great	0	0	0	0	1	0

Yarmouth 007						
E02005564 : King's Lynn and West Norfolk 014	0	0	0	0	1	0
E02000390 : Hammersmith and Fulham 019	0	0	0	0	1	0
E02000564 : Islington 011	0	0	0	0	1	0
E02000574 : Islington 021	0	0	0	0	1	0
E02000625 : Lambeth 008	0	0	0	0	1	0
E02000926 : Wandsworth 004	0	0	0	0	1	0
E02000932 : Wandsworth 010	0	0	0	0	1	0
E02000019 : Barking and Dagenham 018	0	0	0	0	1	0
E02000061 : Barnet 038	0	0	0	0	1	0
E02000213 : Croydon 020	0	0	0	0	1	0
E02000333 : Greenwich 021	0	0	0	0	1	0
E02000509 : Hillingdon 016	0	0	0	0	1	0
E02000518 : Hillingdon 025	0	0	0	0	1	0
E02000788 : Richmond upon Thames 005	0	0	0	0	1	0
E02000845 : Sutton 006	0	0	0	0	1	0
E02000913 : Waltham Forest 019	0	0	0	0	1	0
E02003355 : Bracknell Forest 004	0	0	0	0	1	0
E02003468 : Milton Keynes 010	0	0	0	0	1	0
E02003406 : Reading 018	0	0	0	0	1	0
E02004374 : Hastings 007	0	0	0	0	1	0
E02004376 : Hastings 009	0	0	0	0	1	0
E02004381 : Lewes 003	0	0	0	0	1	0
E02004683 : Basingstoke and Deane 009	0	0	0	0	1	0
E02004739 : Fareham 013	0	0	0	0	1	0
E02004770 : Havant 009	0	0	0	0	1	0
E02004775 : Havant 014	0	0	0	0	1	0
E02004831 : Winchester 003	0	0	0	0	1	0
E02005054 : Dover 014	0	0	0	0	1	0
E02005059 : Gravesham 005	0	0	0	0	1	0

E02005951 : Oxford 012	0	0	0	0	1	0
E02006356 : Guildford 013	0	0	0	0	1	0
E02006358 : Guildford 015	0	0	0	0	1	0
E02006457 : Woking 002	0	0	0	0	1	0
E02006631 : Worthing 011	0	0	0	0	1	0
E02006684 : Wiltshire 031	0	0	0	0	1	0
E02004260 : North Dorset 006	0	0	0	0	1	0
E02004656 : Stroud 006	0	0	0	0	1	0
E02000934 : Wandsworth 012	0	0	0	3	0	0
E02000676 : Lewisham 024	0	0	4	2	0	0
E02000234 : Croydon 041	0	0	1	2	0	0
E02005088 : Sevenoaks 002	6	2	0	2	0	0
E02000828 : Southwark 022	1	2	0	2	0	0
E02006391 : Reigate and Banstead 017	0	1	0	2	0	0
E02004902 : Hertsmere 007	0	0	0	2	0	0
E02004964 : Three Rivers 009	0	0	0	2	0	0
E02003427 : Windsor and Maidenhead 007	0	0	0	2	0	0
E02005137 : Thanet 006	0	0	0	2	0	0
E02000655 : Lewisham 003	1	1	2	1	0	0
E02005100 : Sevenoaks 014	2	1	1	1	0	0
E02005101 : Sevenoaks 015	0	1	1	1	0	0
E02005138 : Thanet 007	0	1	1	1	0	0
E02000220 : Croydon 027	3	0	1	1	0	0
E02000296 : Enfield 020	0	0	1	1	0	0
E02005048 : Dover 008	0	0	1	1	0	0
E02001015 : Bolton 032	0	3	0	1	0	0
E02005096 : Sevenoaks 010	4	2	0	1	0	0
E02000371 : Hackney 027	2	2	0	1	0	0
E02004493 : Chelmsford 009	1	2	0	1	0	0
E02005172 : Tunbridge Wells 011	1	2	0	1	0	0
E02005009 : Ashford 014	2	1	0	1	0	0
E02004535 : Epping Forest 009	1	1	0	1	0	0
E02004052 : Bolsover	0	1	0	1	0	0

008						
E02005677 : Northampton 028	0	1	0	1	0	0
E02000073 : Bexley 009	0	1	0	1	0	0
E02006370 : Mole Valley 009	0	1	0	1	0	0
E02000085 : Bexley 021	2	0	0	1	0	0
E02006383 : Reigate and Banstead 009	2	0	0	1	0	0
E02000168 : Camden 003	1	0	0	1	0	0
E02000726 : Newham 013	1	0	0	1	0	0
E02006787 : Bromley 041	1	0	0	1	0	0
E02006789 : Bromley 042	1	0	0	1	0	0
E02006792 : Hounslow 029	1	0	0	1	0	0
E02006420 : Surrey Heath 005	1	0	0	1	0	0
E02005715 : Northumberland 029	0	0	0	1	0	0
E02001729 : Newcastle upon Tyne 022	0	0	0	1	0	0
E02002582 : Halton 009	0	0	0	1	0	0
E02001164 : Salford 008	0	0	0	1	0	0
E02005186 : Burnley 011	0	0	0	1	0	0
E02001830 : Birmingham 004	0	0	0	1	0	0
E02006739 : Worcester 006	0	0	0	1	0	0
E02003303 : Thurrock 008	0	0	0	1	0	0
E02004844 : Broxbourne 002	0	0	0	1	0	0
E02004847 : Broxbourne 005	0	0	0	1	0	0
E02004890 : East Hertfordshire 013	0	0	0	1	0	0
E02004892 : East Hertfordshire 015	0	0	0	1	0	0
E02004893 : East Hertfordshire 016	0	0	0	1	0	0
E02004894 : East Hertfordshire 017	0	0	0	1	0	0
E02004918 : North Hertfordshire 010	0	0	0	1	0	0
E02000381 : Hammersmith and Fulham 010	0	0	0	1	0	0
E02000409 : Haringey 013	0	0	0	1	0	0
E02000624 : Lambeth 007	0	0	0	1	0	0
E02000633 : Lambeth 016	0	0	0	1	0	0

E02000657 : Lewisham 005	0	0	0	1	0	0
E02000816 : Southwark 010	0	0	0	1	0	0
E02000886 : Tower Hamlets 023	0	0	0	1	0	0
E02000981 : Westminster 022	0	0	0	1	0	0
E02000024 : Barnet 001	0	0	0	1	0	0
E02000194 : Croydon 001	0	0	0	1	0	0
E02000244 : Ealing 007	0	0	0	1	0	0
E02000270 : Ealing 033	0	0	0	1	0	0
E02000279 : Enfield 003	0	0	0	1	0	0
E02000288 : Enfield 012	0	0	0	1	0	0
E02000315 : Greenwich 003	0	0	0	1	0	0
E02006927 : Greenwich 034	0	0	0	1	0	0
E02000457 : Harrow 025	0	0	0	1	0	0
E02000530 : Hounslow 005	0	0	0	1	0	0
E02000711 : Merton 023	0	0	0	1	0	0
E02000853 : Sutton 014	0	0	0	1	0	0
E02003465 : Milton Keynes 007	0	0	0	1	0	0
E02003539 : Portsmouth 016	0	0	0	1	0	0
E02003447 : Wokingham 009	0	0	0	1	0	0
E02004396 : Rother 005	0	0	0	1	0	0
E02004703 : East Hampshire 007	0	0	0	1	0	0
E02004718 : Eastleigh 007	0	0	0	1	0	0
E02004742 : Gosport 002	0	0	0	1	0	0
E02006333 : Elmbridge 017	0	0	0	1	0	0
E02006344 : Guildford 001	0	0	0	1	0	0
E02006406 : Spelthorne 004	0	0	0	1	0	0
E02006587 : Crawley 013	0	0	0	1	0	0
E02006596 : Horsham 009	0	0	0	1	0	0
E02006615 : Mid Sussex 012	0	0	0	1	0	0
E02006626 : Worthing 006	0	0	0	1	0	0
E02003226 : Swindon 015	0	0	0	1	0	0
E02006663 : Wiltshire 048	0	0	0	1	0	0
E02005039 : Dartford 012	2	1	3	0	0	0

E02003692 : South Bucks 005	0	0	3	0	0	0
E02000638 : Lambeth 021	1	0	2	0	0	0
E02006456 : Woking 001	1	0	2	0	0	0
E02006246 : Ipswich 002	0	0	2	0	0	0
E02000067 : Bexley 003	3	2	1	0	0	0
E02000746 : Newham 033	2	2	1	0	0	0
E02004547 : Harlow 004	2	1	1	0	0	0
E02006296 : Suffolk Coastal 010	1	1	1	0	0	0
E02005031 : Dartford 004	1	1	1	0	0	0
E02006528 : Warwick 010	0	1	1	0	0	0
E02004474 : Castle Point 002	0	1	1	0	0	0
E02000672 : Lewisham 020	0	1	1	0	0	0
E02006784 : Lewisham 038	0	1	1	0	0	0
E02000820 : Southwark 014	0	1	1	0	0	0
E02000224 : Croydon 031	0	1	1	0	0	0
E02000491 : Havering 028	0	1	1	0	0	0
E02000614 : Kingston upon Thames 017	0	1	1	0	0	0
E02005047 : Dover 007	0	1	1	0	0	0
E02006355 : Guildford 012	0	1	1	0	0	0
E02000924 : Wandsworth 002	4	0	1	0	0	0
E02000130 : Bromley 004	4	0	1	0	0	0
E02000186 : Camden 021	2	0	1	0	0	0
E02005171 : Tunbridge Wells 010	2	0	1	0	0	0
E02004962 : Three Rivers 007	1	0	1	0	0	0
E02000662 : Lewisham 010	1	0	1	0	0	0
E02000946 : Wandsworth 024	1	0	1	0	0	0
E02000532 : Hounslow 007	1	0	1	0	0	0
E02003375 : West Berkshire 009	1	0	1	0	0	0
E02005062 : Gravesham 008	1	0	1	0	0	0
E02001217 : Stockport 031	0	0	1	0	0	0
E02001226 : Stockport 040	0	0	1	0	0	0

E02001527 : Barnsley 019	0	0	1	0	0	0
E02001614 : Sheffield 004	0	0	1	0	0	0
E02006903 : Bassetlaw 016	0	0	1	0	0	0
E02004483 : Castle Point 011	0	0	1	0	0	0
E02006271 : Mid Suffolk 011	0	0	1	0	0	0
E02000191 : Camden 026	0	0	1	0	0	0
E02000586 : Kensington and Chelsea 010	0	0	1	0	0	0
E02000588 : Kensington and Chelsea 012	0	0	1	0	0	0
E02000665 : Lewisham 013	0	0	1	0	0	0
E02000826 : Southwark 020	0	0	1	0	0	0
E02000827 : Southwark 021	0	0	1	0	0	0
E02000877 : Tower Hamlets 014	0	0	1	0	0	0
E02000052 : Barnet 029	0	0	1	0	0	0
E02000127 : Bromley 001	0	0	1	0	0	0
E02000158 : Bromley 032	0	0	1	0	0	0
E02006930 : Greenwich 037	0	0	1	0	0	0
E02000508 : Hillingdon 015	0	0	1	0	0	0
E02000551 : Hounslow 026	0	0	1	0	0	0
E02000689 : Merton 001	0	0	1	0	0	0
E02000769 : Redbridge 019	0	0	1	0	0	0
E02000917 : Waltham Forest 023	0	0	1	0	0	0
E02003511 : Brighton and Hove 021	0	0	1	0	0	0
E02003384 : West Berkshire 018	0	0	1	0	0	0
E02003683 : Chiltern 008	0	0	1	0	0	0
E02003710 : Wycombe 015	0	0	1	0	0	0
E02004365 : Eastbourne 010	0	0	1	0	0	0
E02004395 : Rother 004	0	0	1	0	0	0
E02004400 : Rother 009	0	0	1	0	0	0
E02005924 : Cherwell 004	0	0	1	0	0	0
E02005931 : Cherwell 011	0	0	1	0	0	0
E02006398 : Runnymede 006	0	0	1	0	0	0
E02006435 : Tandridge	0	0	1	0	0	0

008						
E02006543 : Arun 002	0	0	1	0	0	0
E02004672 : Tewkesbury 007	0	0	1	0	0	0
E02000851 : Sutton 012	7	2	0	0	0	0
E02004948 : Stevenage 005	1	2	0	0	0	0
E02003993 : Carlisle 007	0	2	0	0	0	0
E02006141 : East Staffordshire 011	0	2	0	0	0	0
E02003738 : East Cambridgeshire 007	0	2	0	0	0	0
E02000830 : Southwark 024	0	2	0	0	0	0
E02000867 : Tower Hamlets 004	0	2	0	0	0	0
E02000871 : Tower Hamlets 008	0	2	0	0	0	0
E02000159 : Bromley 033	0	2	0	0	0	0
E02000344 : Greenwich 032	0	2	0	0	0	0
E02000776 : Redbridge 026	0	2	0	0	0	0
E02000843 : Sutton 004	0	2	0	0	0	0
E02006393 : Runnymede 001	0	2	0	0	0	0
E02004453 : Braintree 008	4	1	0	0	0	0
E02006790 : Tandridge 012	3	1	0	0	0	0
E02000077 : Bexley 013	1	1	0	0	0	0
E02000094 : Brent 002	1	1	0	0	0	0
E02000321 : Greenwich 009	1	1	0	0	0	0
E02000706 : Merton 018	1	1	0	0	0	0
E02003347 : Medway 034	1	1	0	0	0	0
E02003714 : Wycombe 019	1	1	0	0	0	0
E02005044 : Dover 004	1	1	0	0	0	0
E02005067 : Gravesham 013	1	1	0	0	0	0
E02003996 : Carlisle 010	0	1	0	0	0	0
E02001183 : Salford 027	0	1	0	0	0	0
E02002250 : Calderdale 007	0	1	0	0	0	0
E02002844 : Leicester 018	0	1	0	0	0	0
E02006850 : Leicester 040	0	1	0	0	0	0
E02002895 : Nottingham 028	0	1	0	0	0	0
E02004032 : Amber Valley 004	0	1	0	0	0	0

E02002965 : Stoke-on-Trent 015	0	1	0	0	0	0
E02006143 : East Staffordshire 013	0	1	0	0	0	0
E02006172 : Newcastle-under-Lyme 015	0	1	0	0	0	0
E02002126 : Walsall 017	0	1	0	0	0	0
E02003290 : Southend-on-Sea 012	0	1	0	0	0	0
E02003300 : Thurrock 005	0	1	0	0	0	0
E02003722 : Cambridge 004	0	1	0	0	0	0
E02003727 : Cambridge 009	0	1	0	0	0	0
E02003758 : Huntingdonshire 006	0	1	0	0	0	0
E02003779 : South Cambridgeshire 005	0	1	0	0	0	0
E02004425 : Basildon 002	0	1	0	0	0	0
E02004428 : Basildon 005	0	1	0	0	0	0
E02004441 : Basildon 018	0	1	0	0	0	0
E02004467 : Brentwood 004	0	1	0	0	0	0
E02004475 : Castle Point 003	0	1	0	0	0	0
E02004476 : Castle Point 004	0	1	0	0	0	0
E02004489 : Chelmsford 005	0	1	0	0	0	0
E02004516 : Colchester 011	0	1	0	0	0	0
E02004524 : Colchester 019	0	1	0	0	0	0
E02004850 : Broxbourne 008	0	1	0	0	0	0
E02004852 : Broxbourne 010	0	1	0	0	0	0
E02004854 : Broxbourne 012	0	1	0	0	0	0
E02004914 : North Hertfordshire 006	0	1	0	0	0	0
E02005586 : Norwich 003	0	1	0	0	0	0
E02006254 : Ipswich 010	0	1	0	0	0	0
E02000188 : Camden 023	0	1	0	0	0	0
E02000192 : Camden 027	0	1	0	0	0	0
E02000369 : Hackney 025	0	1	0	0	0	0
E02000370 : Hackney 026	0	1	0	0	0	0
E02000383 : Hammersmith and	0	1	0	0	0	0

Fulham 012						
E02000391 : Hammersmith and Fulham 020	0	1	0	0	0	0
E02000392 : Hammersmith and Fulham 021	0	1	0	0	0	0
E02000412 : Haringey 016	0	1	0	0	0	0
E02000619 : Lambeth 002	0	1	0	0	0	0
E02000636 : Lambeth 019	0	1	0	0	0	0
E02000680 : Lewisham 028	0	1	0	0	0	0
E02006783 : Lewisham 037	0	1	0	0	0	0
E02000716 : Newham 003	0	1	0	0	0	0
E02000725 : Newham 012	0	1	0	0	0	0
E02000741 : Newham 028	0	1	0	0	0	0
E02000749 : Newham 036	0	1	0	0	0	0
E02000812 : Southwark 006	0	1	0	0	0	0
E02000834 : Southwark 028	0	1	0	0	0	0
E02000878 : Tower Hamlets 015	0	1	0	0	0	0
E02000883 : Tower Hamlets 020	0	1	0	0	0	0
E02000888 : Tower Hamlets 025	0	1	0	0	0	0
E02000978 : Westminster 019	0	1	0	0	0	0
E02000010 : Barking and Dagenham 009	0	1	0	0	0	0
E02000017 : Barking and Dagenham 016	0	1	0	0	0	0
E02000062 : Barnet 039	0	1	0	0	0	0
E02000075 : Bexley 011	0	1	0	0	0	0
E02000082 : Bexley 018	0	1	0	0	0	0
E02000086 : Bexley 022	0	1	0	0	0	0
E02000117 : Brent 025	0	1	0	0	0	0
E02000133 : Bromley 007	0	1	0	0	0	0
E02000157 : Bromley 031	0	1	0	0	0	0
E02000200 : Croydon 007	0	1	0	0	0	0
E02000208 : Croydon 015	0	1	0	0	0	0
E02000230 : Croydon 037	0	1	0	0	0	0
E02000286 : Enfield 010	0	1	0	0	0	0
E02000301 : Enfield 025	0	1	0	0	0	0

E02000326 : Greenwich 014	0	1	0	0	0	0
E02000337 : Greenwich 025	0	1	0	0	0	0
E02000447 : Harrow 015	0	1	0	0	0	0
E02000461 : Harrow 029	0	1	0	0	0	0
E02000474 : Havering 011	0	1	0	0	0	0
E02000480 : Havering 017	0	1	0	0	0	0
E02000523 : Hillingdon 030	0	1	0	0	0	0
E02000712 : Merton 024	0	1	0	0	0	0
E02000916 : Waltham Forest 022	0	1	0	0	0	0
E02000920 : Waltham Forest 026	0	1	0	0	0	0
E02003591 : Isle of Wight 011	0	1	0	0	0	0
E02003460 : Milton Keynes 002	0	1	0	0	0	0
E02003377 : West Berkshire 011	0	1	0	0	0	0
E02003385 : West Berkshire 019	0	1	0	0	0	0
E02003674 : Aylesbury Vale 023	0	1	0	0	0	0
E02003687 : Chiltern 012	0	1	0	0	0	0
E02004359 : Eastbourne 004	0	1	0	0	0	0
E02004370 : Hastings 003	0	1	0	0	0	0
E02004390 : Lewes 012	0	1	0	0	0	0
E02004403 : Wealden 001	0	1	0	0	0	0
E02004410 : Wealden 008	0	1	0	0	0	0
E02004412 : Wealden 010	0	1	0	0	0	0
E02004696 : Basingstoke and Deane 022	0	1	0	0	0	0
E02004753 : Hart 003	0	1	0	0	0	0
E02005111 : Shepway 010	0	1	0	0	0	0
E02005168 : Tunbridge Wells 007	0	1	0	0	0	0
E02005947 : Oxford 008	0	1	0	0	0	0
E02005958 : South Oxfordshire 001	0	1	0	0	0	0
E02006342 : Epsom and Ewell 008	0	1	0	0	0	0
E02006366 : Mole Valley 005	0	1	0	0	0	0
E02006396 : Runnymede 004	0	1	0	0	0	0

E02006399 : Runnymede 007	0	1	0	0	0	0
E02006413 : Spelthorne 011	0	1	0	0	0	0
E02006423 : Surrey Heath 008	0	1	0	0	0	0
E02006581 : Crawley 007	0	1	0	0	0	0
E02003098 : South Gloucestershire 009	0	1	0	0	0	0
E02003100 : South Gloucestershire 011	0	1	0	0	0	0
E02004179 : North Devon 005	0	1	0	0	0	0
E02004283 : Weymouth and Portland 003	0	1	0	0	0	0
E02005165 : Tunbridge Wells 004	5	0	0	0	0	0
E02002177 : Wolverhampton 029	3	0	0	0	0	0
E02004881 : East Hertfordshire 004	3	0	0	0	0	0
E02005584 : Norwich 001	2	0	0	0	0	0
E02000572 : Islington 019	2	0	0	0	0	0
E02000823 : Southwark 017	2	0	0	0	0	0
E02000874 : Tower Hamlets 011	2	0	0	0	0	0
E02000053 : Barnet 030	2	0	0	0	0	0
E02000087 : Bexley 023	2	0	0	0	0	0
E02000150 : Bromley 024	2	0	0	0	0	0
E02000772 : Redbridge 022	2	0	0	0	0	0
E02005058 : Gravesham 004	2	0	0	0	0	0
E02006376 : Reigate and Banstead 002	2	0	0	0	0	0
E02006429 : Tandridge 002	2	0	0	0	0	0
W02000312 : Caerphilly 023	2	0	0	0	0	0
E02002599 : Warrington 010	1	0	0	0	0	0
E02001059 : Manchester 015	1	0	0	0	0	0
E02006912 : Manchester 055	1	0	0	0	0	0
E02001337 : Knowsley 011	1	0	0	0	0	0
E02001410 : St. Helens 005	1	0	0	0	0	0
E02002680 : Kingston upon Hull 029	1	0	0	0	0	0
E02002749 : North Lincolnshire 001	1	0	0	0	0	0
E02002294 : Kirklees 024	1	0	0	0	0	0

E02002803 : Derby 008	1	0	0	0	0	0
E02004066 : Chesterfield 012	1	0	0	0	0	0
E02005683 : South Northamptonshire 003	1	0	0	0	0	0
E02002968 : Stoke-on-Trent 018	1	0	0	0	0	0
E02006469 : North Warwickshire 002	1	0	0	0	0	0
E02006473 : North Warwickshire 006	1	0	0	0	0	0
E02002033 : Dudley 034	1	0	0	0	0	0
E02002089 : Solihull 009	1	0	0	0	0	0
E02006750 : Wychavon 003	1	0	0	0	0	0
E02003608 : Central Bedfordshire 010	1	0	0	0	0	0
E02003279 : Southend-on-Sea 001	1	0	0	0	0	0
E02003293 : Southend-on-Sea 015	1	0	0	0	0	0
E02003302 : Thurrock 007	1	0	0	0	0	0
E02003744 : Fenland 003	1	0	0	0	0	0
E02004435 : Basildon 012	1	0	0	0	0	0
E02004470 : Brentwood 007	1	0	0	0	0	0
E02004502 : Chelmsford 018	1	0	0	0	0	0
E02004562 : Maldon 008	1	0	0	0	0	0
E02004569 : Rochford 007	1	0	0	0	0	0
E02004597 : Uttlesford 007	1	0	0	0	0	0
E02004899 : Hertsmere 004	1	0	0	0	0	0
E02004905 : Hertsmere 010	1	0	0	0	0	0
E02004971 : Watford 004	1	0	0	0	0	0
E02004983 : Welwyn Hatfield 004	1	0	0	0	0	0
E02005560 : King's Lynn and West Norfolk 010	1	0	0	0	0	0
E02006247 : Ipswich 003	1	0	0	0	0	0
E02006283 : St Edmundsbury 011	1	0	0	0	0	0
E02000172 : Camden 007	1	0	0	0	0	0
E02000362 : Hackney 018	1	0	0	0	0	0
E02000363 : Hackney 019	1	0	0	0	0	0

E02000427 : Haringey 031	1	0	0	0	0	0
E02000584 : Kensington and Chelsea 008	1	0	0	0	0	0
E02000620 : Lambeth 003	1	0	0	0	0	0
E02000639 : Lambeth 022	1	0	0	0	0	0
E02000654 : Lewisham 002	1	0	0	0	0	0
E02000658 : Lewisham 006	1	0	0	0	0	0
E02000668 : Lewisham 016	1	0	0	0	0	0
E02000670 : Lewisham 018	1	0	0	0	0	0
E02000681 : Lewisham 029	1	0	0	0	0	0
E02000717 : Newham 004	1	0	0	0	0	0
E02000718 : Newham 005	1	0	0	0	0	0
E02000740 : Newham 027	1	0	0	0	0	0
E02000747 : Newham 034	1	0	0	0	0	0
E02000956 : Wandsworth 034	1	0	0	0	0	0
E02000974 : Westminster 015	1	0	0	0	0	0
E02000982 : Westminster 023	1	0	0	0	0	0
E02000008 : Barking and Dagenham 007	1	0	0	0	0	0
E02000022 : Barking and Dagenham 021	1	0	0	0	0	0
E02000080 : Bexley 016	1	0	0	0	0	0
E02000088 : Bexley 024	1	0	0	0	0	0
E02000139 : Bromley 013	1	0	0	0	0	0
E02000146 : Bromley 020	1	0	0	0	0	0
E02000151 : Bromley 025	1	0	0	0	0	0
E02000155 : Bromley 029	1	0	0	0	0	0
E02000206 : Croydon 013	1	0	0	0	0	0
E02000219 : Croydon 026	1	0	0	0	0	0
E02000221 : Croydon 028	1	0	0	0	0	0
E02000227 : Croydon 034	1	0	0	0	0	0
E02000229 : Croydon 036	1	0	0	0	0	0
E02000248 : Ealing 011	1	0	0	0	0	0
E02000262 : Ealing 025	1	0	0	0	0	0
E02000283 : Enfield 007	1	0	0	0	0	0

E02000290 : Enfield 014	1	0	0	0	0	0
E02000309 : Enfield 033	1	0	0	0	0	0
E02000318 : Greenwich 006	1	0	0	0	0	0
E02000329 : Greenwich 017	1	0	0	0	0	0
E02000466 : Havering 003	1	0	0	0	0	0
E02000475 : Havering 012	1	0	0	0	0	0
E02000603 : Kingston upon Thames 006	1	0	0	0	0	0
E02000606 : Kingston upon Thames 009	1	0	0	0	0	0
E02000616 : Kingston upon Thames 019	1	0	0	0	0	0
E02000617 : Kingston upon Thames 020	1	0	0	0	0	0
E02000694 : Merton 006	1	0	0	0	0	0
E02000697 : Merton 009	1	0	0	0	0	0
E02000780 : Redbridge 030	1	0	0	0	0	0
E02000858 : Sutton 019	1	0	0	0	0	0
E02000863 : Sutton 024	1	0	0	0	0	0
E02003360 : Bracknell Forest 009	1	0	0	0	0	0
E02003501 : Brighton and Hove 011	1	0	0	0	0	0
E02003517 : Brighton and Hove 027	1	0	0	0	0	0
E02003521 : Brighton and Hove 031	1	0	0	0	0	0
E02003480 : Milton Keynes 022	1	0	0	0	0	0
E02003431 : Windsor and Maidenhead 011	1	0	0	0	0	0
E02003694 : South Bucks 007	1	0	0	0	0	0
E02003709 : Wycombe 014	1	0	0	0	0	0
E02003717 : Wycombe 022	1	0	0	0	0	0
E02004366 : Eastbourne 011	1	0	0	0	0	0
E02004386 : Lewes 008	1	0	0	0	0	0
E02004684 : Basingstoke and Deane 010	1	0	0	0	0	0
E02004685 : Basingstoke and Deane 011	1	0	0	0	0	0
E02004700 : East Hampshire 004	1	0	0	0	0	0
E02004755 : Hart 005	1	0	0	0	0	0
E02004764 : Havant 003	1	0	0	0	0	0
E02005113 : Shepway 012	1	0	0	0	0	0

E02005923 : Cherwell 003	1	0	0	0	0	0
E02006886 : Vale of White Horse 016	1	0	0	0	0	0
E02006837 : Epsom and Ewell 010	1	0	0	0	0	0
E02006360 : Guildford 017	1	0	0	0	0	0
E02006403 : Spelthorne 001	1	0	0	0	0	0
E02006431 : Tandridge 004	1	0	0	0	0	0
E02006432 : Tandridge 005	1	0	0	0	0	0
E02006441 : Waverley 003	1	0	0	0	0	0
E02006466 : Woking 011	1	0	0	0	0	0
E02006576 : Crawley 002	1	0	0	0	0	0
E02006603 : Horsham 016	1	0	0	0	0	0
E02006607 : Mid Sussex 004	1	0	0	0	0	0
E02006619 : Mid Sussex 016	1	0	0	0	0	0
E02003092 : South Gloucestershire 003	1	0	0	0	0	0
E02006643 : Wiltshire 041	1	0	0	0	0	0
E02004167 : Mid Devon 004	1	0	0	0	0	0
E02004236 : Christchurch 001	1	0	0	0	0	0
E02004255 : North Dorset 001	1	0	0	0	0	0
W02000420 : Wrexham 020	1	0	0	0	0	0
W02000280 : Rhondda Cynon Taf 029	1	0	0	0	0	0
W02000313 : Caerphilly 024	1	0	0	0	0	0

In order to protect against disclosure of personal information, records have been swapped between different geographic areas. Some counts will be affected, particularly small counts at the lowest geographies.

WU03EW - Location of usual residence and place of work by method of travel to work (MSOA level)

ONS Crown Copyright Reserved [from Nomis on 21 December 2016]

population	All usual residents aged 16 and over in employment the week before the census
units	Persons
date	2011
method of travel to work	Driving a car or van

	place of work
usual residence : 2011 super output area - middle layer	**E02005130 : Swale 016**
E02005130 : Swale 016	161
E02005129 : Swale 015	81
E02005128 : Swale 014	79
E02005127 : Swale 013	58
E02005125 : Swale 011	48
E02005121 : Swale 007	45
E02005123 : Swale 009	41
E02005126 : Swale 012	38
E02005124 : Swale 010	29
E02005131 : Swale 017	28
E02004997 : Ashford 002	18
E02005078 : Maidstone 011	14
E02005118 : Swale 004	13
E02005013 : Canterbury 004	12
E02005119 : Swale 005	12
E02005016 : Canterbury 007	10
E02004996 : Ashford 001	9
E02005011 : Canterbury 002	9
E02005015 : Canterbury 006	9
E02006856 : Canterbury 020	9
E02005116 : Swale 002	9
E02005120 : Swale 006	9
E02005122 : Swale 008	9
E02003349 : Medway 036	8
E02005018 : Canterbury 009	8
E02005014 : Canterbury 005	7
E02005115 : Swale 001	7
E02004998 : Ashford 003	6
E02005004 : Ashford 009	6
E02005010 : Canterbury 001	6
E02005017 : Canterbury 008	6
E02005022 : Canterbury 013	6
E02005026 : Canterbury 017	6
E02005041 : Dover 001	6

E02005080 : Maidstone 013	6
E02005146 : Thanet 015	6
E02003326 : Medway 013	5
E02003345 : Medway 032	5
E02005002 : Ashford 007	5
E02005009 : Ashford 014	5
E02005019 : Canterbury 010	5
E02005021 : Canterbury 012	5
E02006855 : Canterbury 019	5
E02005117 : Swale 003	5
E02003338 : Medway 025	4
E02003351 : Medway 038	4
E02005001 : Ashford 006	4
E02005005 : Ashford 010	4
E02005012 : Canterbury 003	4
E02005073 : Maidstone 006	4
E02005800 : Scarborough 006	3
E02003316 : Medway 003	3
E02003325 : Medway 012	3
E02003327 : Medway 014	3
E02003341 : Medway 028	3
E02004999 : Ashford 004	3
E02005003 : Ashford 008	3
E02005007 : Ashford 012	3
E02005020 : Canterbury 011	3
E02005027 : Canterbury 018	3
E02005049 : Dover 009	3
E02005070 : Maidstone 003	3
E02005076 : Maidstone 009	3
E02005085 : Maidstone 018	3
E02005102 : Shepway 001	3
E02005136 : Thanet 005	3
E02005138 : Thanet 007	3
E02005153 : Tonbridge and Malling 005	3
E02005156 : Tonbridge and Malling 008	3
E02005449 : Lincoln 008	2
E02003318 : Medway 005	2
E02003324 : Medway 011	2
E02003328 : Medway 015	2
E02003329 : Medway 016	2
E02003332 : Medway 019	2
E02003343 : Medway 030	2
E02003348 : Medway 035	2
E02003385 : West Berkshire 019	2
E02003386 : West Berkshire 020	2

E02005025 : Canterbury 016	2
E02005042 : Dover 002	2
E02005044 : Dover 004	2
E02005050 : Dover 010	2
E02005054 : Dover 014	2
E02005071 : Maidstone 004	2
E02005072 : Maidstone 005	2
E02005074 : Maidstone 007	2
E02005081 : Maidstone 014	2
E02005083 : Maidstone 016	2
E02005087 : Sevenoaks 001	2
E02005103 : Shepway 002	2
E02005107 : Shepway 006	2
E02006880 : Shepway 015	2
E02005135 : Thanet 004	2
E02005142 : Thanet 011	2
E02005143 : Thanet 012	2
E02005149 : Tonbridge and Malling 001	2
E02005175 : Tunbridge Wells 014	2
E02001722 : Newcastle upon Tyne 015	1
E02002334 : Leeds 005	1
E02004117 : North East Derbyshire 013	1
E02006156 : Lichfield 011	1
E02006157 : Lichfield 012	1
E02001831 : Birmingham 005	1
E02001838 : Birmingham 012	1
E02002044 : Sandwell 002	1
E02003313 : Thurrock 018	1
E02004523 : Colchester 018	1
E02004569 : Rochford 007	1
E02000128 : Bromley 002	1
E02000216 : Croydon 023	1
E02000503 : Hillingdon 010	1
E02000915 : Waltham Forest 021	1
E02003319 : Medway 006	1
E02003331 : Medway 018	1
E02003333 : Medway 020	1
E02003334 : Medway 021	1
E02003336 : Medway 023	1
E02003339 : Medway 026	1
E02003340 : Medway 027	1
E02003344 : Medway 031	1
E02003347 : Medway 034	1

E02003377 : West Berkshire 011	1
E02003425 : Windsor and Maidenhead 005	1
E02006857 : Eastbourne 013	1
E02004400 : Rother 009	1
E02004739 : Fareham 013	1
E02005000 : Ashford 005	1
E02005046 : Dover 006	1
E02005048 : Dover 008	1
E02005051 : Dover 011	1
E02005058 : Gravesham 004	1
E02005059 : Gravesham 005	1
E02005060 : Gravesham 006	1
E02005064 : Gravesham 010	1
E02005065 : Gravesham 011	1
E02005066 : Gravesham 012	1
E02005068 : Maidstone 001	1
E02005075 : Maidstone 008	1
E02005077 : Maidstone 010	1
E02005079 : Maidstone 012	1
E02005082 : Maidstone 015	1
E02005084 : Maidstone 017	1
E02005106 : Shepway 005	1
E02005110 : Shepway 009	1
E02005111 : Shepway 010	1
E02005112 : Shepway 011	1
E02005114 : Shepway 013	1
E02005132 : Thanet 001	1
E02005133 : Thanet 002	1
E02005137 : Thanet 006	1
E02005141 : Thanet 010	1
E02005144 : Thanet 013	1
E02005148 : Thanet 017	1
E02005155 : Tonbridge and Malling 007	1
E02005157 : Tonbridge and Malling 009	1
E02005161 : Tonbridge and Malling 013	1
E02005162 : Tunbridge Wells 001	1
E02005164 : Tunbridge Wells 003	1
E02005165 : Tunbridge Wells 004	1
E02005167 : Tunbridge Wells 006	1
E02006352 : Guildford 009	1
E02006353 : Guildford 010	1
W02000066 : Flintshire 009	1

In order to protect against disclosure of personal information, records have been swapped between different geographic areas. Some counts will be affected, particularly small counts at the lowest geographies.

E02005117 : Swale 003

E02005118 : Swale 004

E02005119 : Swale 005

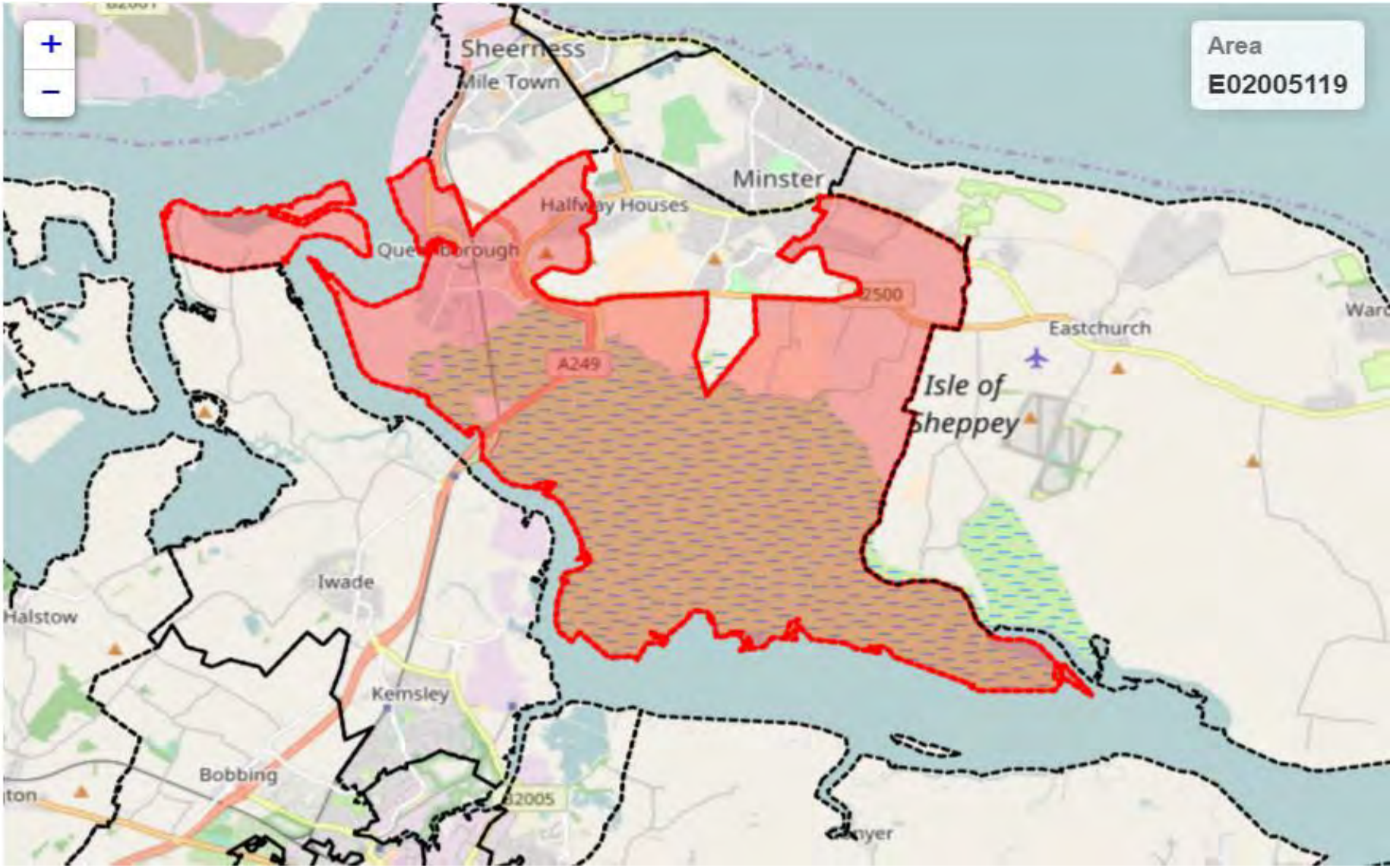

E02005120 : Swale 006

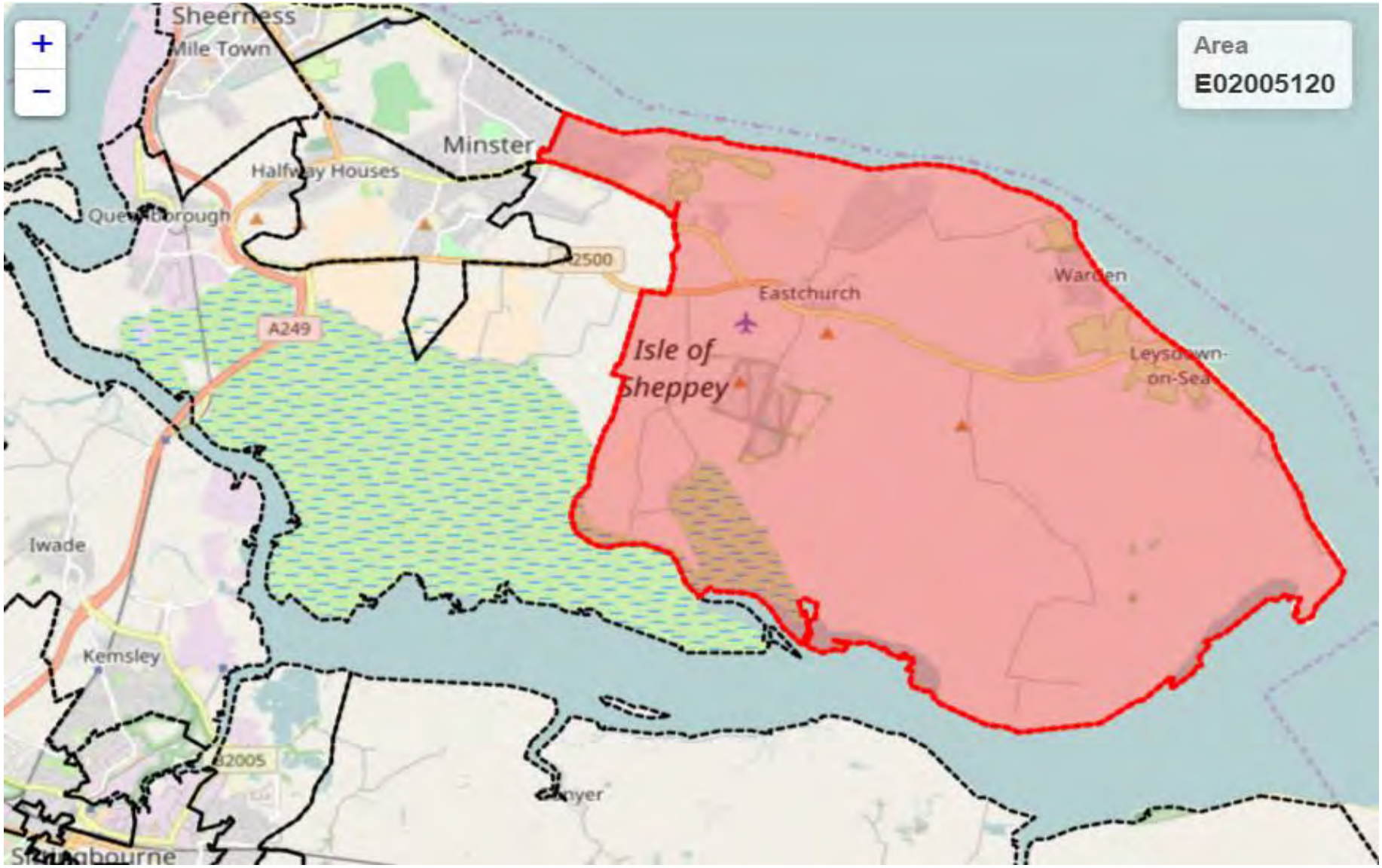

E02005121 : Swale 007

E02005123 : Swale 009

E02005124 : Swale 010

E02005126 : Swale 012

E02005127 : Swale 013

E02005130 : Swale 016